

RIO GRANDE VALLEY REGION

Texas Border Facts
March 2025



The Rio Grande Valley is home to five Land Ports of Entry (LPOE): Roma, Rio Grande City, Hidalgo, Progreso and Brownsville.

Roma Port of Entry

The Roma POE includes the Lake Falcon Dam Intl. Crossing, dedicated to passenger vehicles, and the Roma-Ciudad Miguel Aleman Intl. Bridge, which accommodates pedestrians, buses, passenger and commercial vehicles.

Rio Grande City Port of Entry

The Rio Grande City POE includes Los Ebanos Ferry, dedicated to pedestrians and passenger vehicles, and the Starr-Camargo Bridge, which also handles commercial vehicles.

Hidalgo Port of Entry

The Hidalgo POE includes the Anzalduas Intl. Bridge for buses and passenger vehicles, and the McAllen-Hidalgo Intl. Bridge, which also serves pedestrians. The Pharr Intl. Bridge handles buses, passenger, and commercial vehicles, and the McAllen Intl. Airport.

Progreso Port of Entry

The Progreso POE includes the Progreso Intl. Bridge for pedestrians, buses, passenger and commercial vehicles; the Donna-Rio Bravo Intl. Bridge only for passenger vehicles; and the Weslaco Mid-Valley Airport.

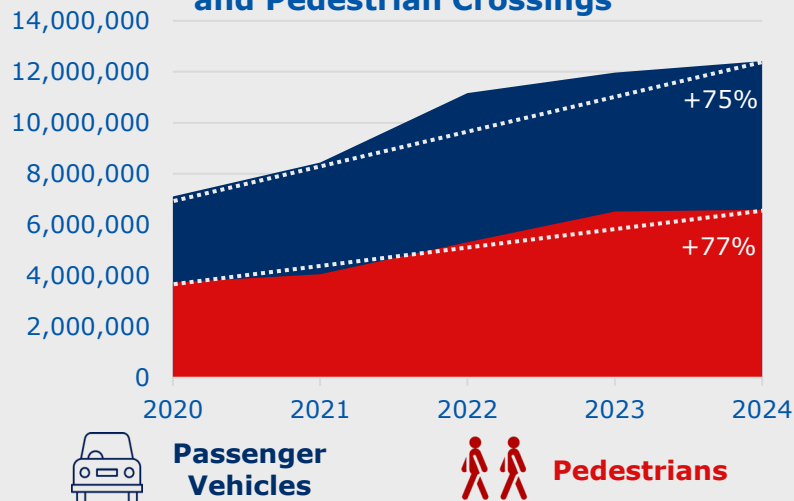
Brownsville Port of Entry

The Brownsville POE includes the West Rail Bridge and the Brownsville-South Padre Intl. Airport. It comprises the Free Trade Intl. Bridge and the Veterans Intl. Bridge at Los Tomates for pedestrians, buses, passenger and commercial vehicles. Additionally, the Brownsville & Matamoros Express Bridge handles pedestrians and passenger vehicles, while the Gateway Intl. Bridge also serves buses.

Northbound 2024 Crossings



Trend in Northbound Passenger Vehicle and Pedestrian Crossings

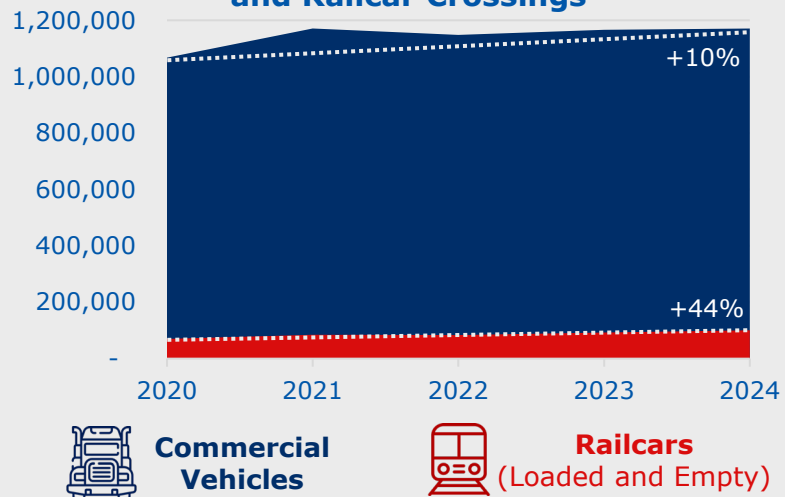


Passenger
Vehicles



Pedestrians

Trend in Northbound Commercial Vehicle and Railcar Crossings



Commercial
Vehicles



Railcars
(Loaded and Empty)



In 2024, the U.S. traded \$839.9 billion in goods with Mexico, with exports totaling \$334.0 billion and imports reaching \$505.9 billion.



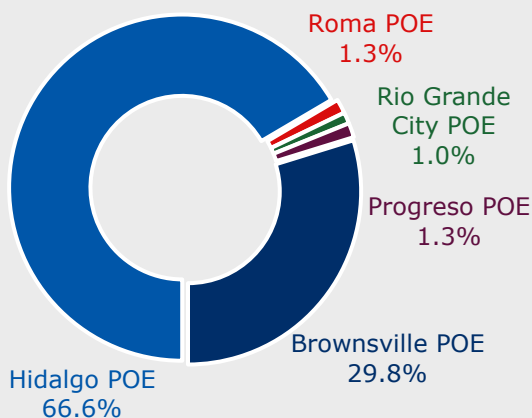
More than 70 percent (\$588.7 billion) was processed through Texas.

Rio Grande Valley

Rio Grande Valley Region 2024 Trade Insights

The **Rio Grande Valley** traded \$67.1 billion; a 11.4 percent of the total processed through Texas.

In 2024, the POEs in the Rio Grande Valley Region processed \$27.6 billion in exports and facilitated a total of \$39.5 billion in imports.

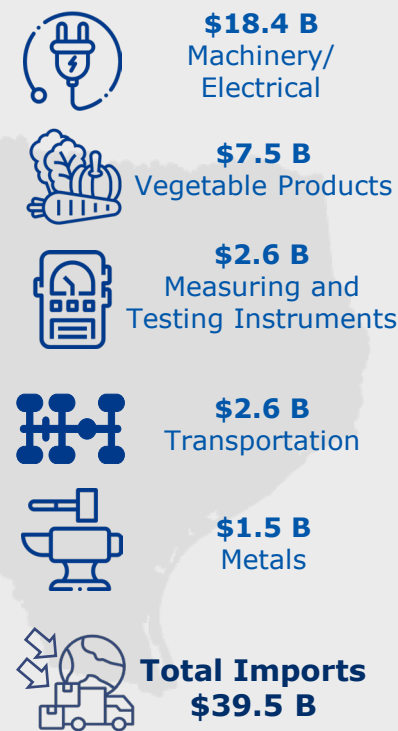


The Roma POE processed \$901.1 million in trade, the Rio Grande City POE handled \$693.6 million and the Progreso POE processed \$882.2 million. Meanwhile, the Hidalgo POE processed \$44.6 billion, and the Brownsville POE recorded \$20.0 billion in cross-border trade.

2024 Top 5 EXPORTS



2024 Top 5 IMPORTS



2024 Cross-Border Regional Trade Analysis by Transportation Mode

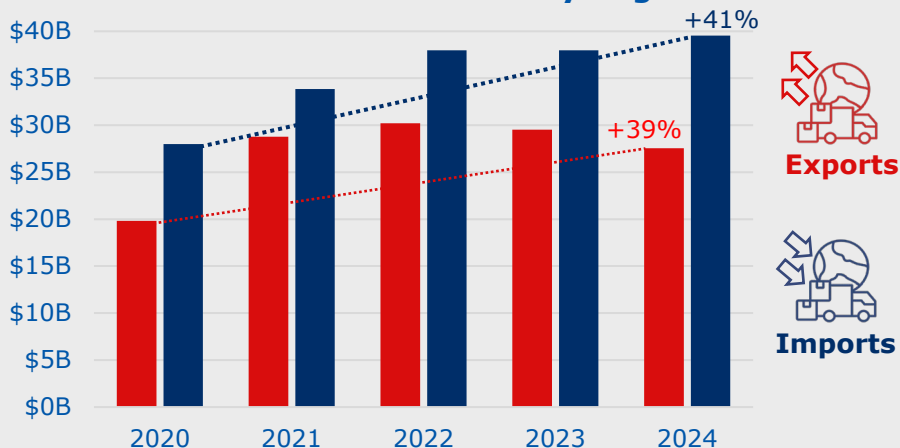


80.8% of total **Exports**
98.1% of total **Imports**
91% of the total **Trade**



7.4% of total **Exports**
1.9% of total **Imports**
4.1% of the total **Trade**

Trend in the Value of U.S.-Mexico Trade Processed in the Rio Grande Valley Region



All information regarding POEs can be found in the [Texas Mexico International Border Crossing Guide 2024](#).

Sources: Bureau of Transportation Statistics – [TransBorder Freight Data](#) and [Border Crossing Data](#) Portals.

