

TEXAS TRANSPORTATION COMMISSION

All Counties

MINUTE ORDER

Page 1 of 1

All Districts


Pursuant to Transportation Code, §§21.108 and 21.109, and Title 43, Texas Administrative Code, §30.209, the Texas Department of Transportation prepares and updates a multiyear Aviation Capital Improvement Program (CIP). The CIP is a plan for general aviation airport development in Texas. It is a detailed listing of potential projects based on the anticipated funding levels of the Federal Aviation Administration Airport Improvement Program and the Texas Aviation Facilities Development Program.


In July 2025, the draft Fiscal Year 2026-Fiscal Year 2028 Aviation CIP was submitted to the sponsors of airports included in the Texas airport system for review. Comments received have been evaluated and, when appropriate, have been addressed in the CIP. The Texas Aviation Advisory Committee recommended approval of the Fiscal Year 2026-Fiscal Year 2028 CIP at its July 17, 2025 meeting.

IT IS THEREFORE ORDERED by the commission that the Fiscal Year 2026-Fiscal Year 2028 Aviation Capital Improvement Program, as shown in exhibit A, is hereby adopted and the executive director is authorized to proceed with the development of the airport facilities included in the program.

Submitted and reviewed by:

Recommended by:

DocuSigned by:

EA0A4EF01FA5423...
Director, Aviation Division

DocuSigned by:

0E1B35AE191749E...
Executive Director

117002 August 21, 2025
Minute Date
Number Passed



Aviation Capital Improvement Program

2026-2028

Executive Summary

Summary

The Texas Department of Transportation (TxDOT) Aviation Capital Improvement Program (ACIP) is a plan for General Aviation (GA) airport development in Texas. It is a detailed listing of potential projects based on the anticipated funding levels of the Federal Aviation Administration (FAA) Airport Improvement Program (AIP), the state-funded Texas Aviation Facilities Development Program (AFDP), local matching funds, and various other funding programs such as Federal Supplemental and Infrastructure Investment and Jobs Act (IIJA) as applicable. Through multi-year programming, the FAA, TxDOT, and airport sponsors are better able to anticipate airport needs and accommodate changes in project scope, cost, and schedule. The project participants know when projects are scheduled and can plan for their implementation. The Fiscal Years (FY) 2026-2028 ACIP represents a significant investment in preserving and expanding the Texas Airport System and currently includes \$585 million in airport improvement projects. Over the three-year period, this represents programmed project funding of over \$228 million in federal funds, over \$271 million in state funds, and over \$86 million in local contributions.

Background

Texas airports play a crucial role in supporting local economies. A growing number of communities have realized that airports are no longer a luxury, but rather a necessary access link for business and industry. The 2017 Texas Aviation Economic Impact Study determined that Texas airports had a total annual economic impact exceeding \$94 billion and created nearly 780,000 jobs, making Texas airports a strong economic contributor.

Since 1966, via the adoption of Texas Senate Joint Resolution 1, the state of Texas has participated in the development of a statewide system of airports by providing grants and loans to communities for aviation facility improvements. The Texas Transportation Commission (commission) directs the actions of TxDOT through policy and program decisions. By Texas law, TxDOT is the agent of the state and each political subdivision, and is responsible for "... applying for, receiving, and disbursing..." federal funds for the benefit of GA airports. State funding assistance may be used on federally funded projects. The state may also fund projects at publicly owned facilities that are not otherwise eligible for federal funding. Additionally, in 1993 the state was selected to participate in the State Block Grant Pilot Program, a federal program giving Texas the authority to operate the AIP for non-reliever GA airports. In 1996, the State Block Grant Program (SBGP) became permanent and TxDOT's responsibilities were expanded to include reliever airports. TxDOT identifies aviation facility requirements, airport locations, and timing for development of GA airports. Under the SBGP, TxDOT Aviation refines the projects and determines funding eligibility.

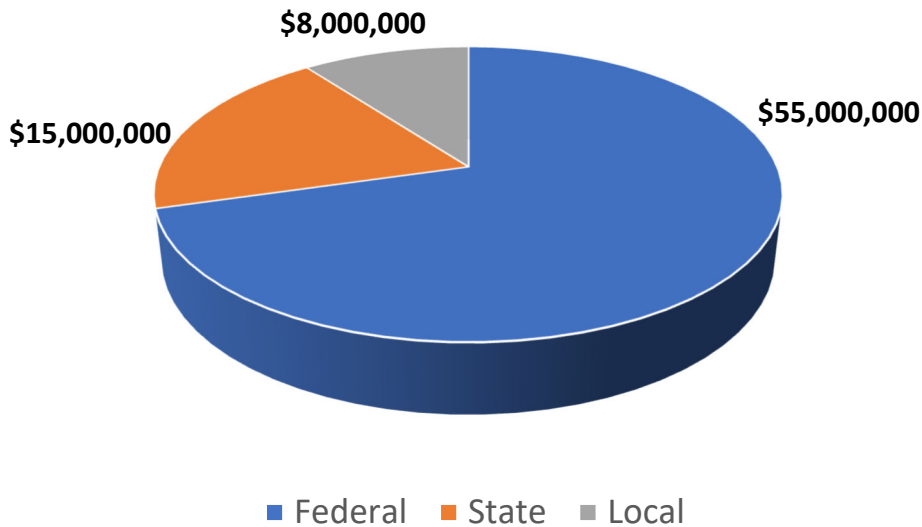
Funding

Historically, TxDOT has received approximately \$78 million in federal, state, and local funding annually to execute the ACIP as shown in Figure 1 on the following page. The amounts shown have varied year to year based on Federal Discretionary and Supplemental funding as well as projects specifically directed and funded in the state budget, but the baseline has remained relatively stable. A breakdown of the traditional funding follows:

- \$24 million in Nonprimary Entitlement (NPE). Each classified National Plan of Integrated Airport Systems (NPIAS) airport receives an annual “allowance” of the lesser of \$150 thousand per fiscal year (FY) or one-fifth of their five-year NPIAS development costs. NPE and IIA funds are the only federal sources that can be spent on revenue-generating projects such as hangars and fuel systems (if airside needs are met). An airport can “bank” three years of NPE and combine it with the fourth current year for \$600 thousand towards a project. Airports must be aware of and proactive in planning to use their NPE as it expires after four years. NPE is always the first money applied to ANY project. If funding is received for a revenue-generating project, for the current FY plus two more FYs the airport is ineligible for any funding other than NPE. Though NPE is allocated to individual airports, it cannot be requested at any given time. It must be planned for and shown in the ACIP as TxDOT receives one grant each FY for all eligible NPE funds allocated for that year and cannot receive a grant for anything not scheduled in the ACIP. Early planning and coordination for NPE funds is critical to ensuring it is available and will not expire.
- \$19 million in State Apportionment. Based on an FAA formula, TxDOT Aviation is allocated approximately \$19 million per FY for grants for NPIAS airports. This is a competitive funding program and airport project requests compete against each other for this funding. State apportionment is allocated to a project only after NPE is applied and cannot be used towards revenue-generating projects. As a result of the FAA Reauthorization Act of 2024, the amounts available for the AIP Program were increased to \$4 billion. For FY 2025 and FY 2026 this resulted in an increase of AIP State Apportionment funding for Texas from \$19 million to \$43 million per year.
- \$12 million in Discretionary. Discretionary funding is a reserved bucket of money that is distributed to projects based on, among other factors, project ranking. TxDOT plans for \$10-14 million per FY in Discretionary funds. Projects are to be assigned to primary runways. While TxDOT manages Discretionary funds and projects, the process is different than NPE and State Apportionment. The FAA reviews project requests and has a more active role than TxDOT regarding funding awards for Discretionary projects. Although the FAA ultimately selects the projects, Discretionary is administered through TxDOT. Each year, the FAA also releases a Notice of Funding Opportunity (NOFO) for a Supplemental Discretionary program; applications for Supplemental funding are submitted directly to, and projects are selected by, the FAA. Supplemental Discretionary is not planned or allocated in the TxDOT ACIP.
- For state funding, TxDOT traditionally receives \$20 million of Non-Dedicated Fund 6 to execute the AFDP each FY for airport development. Beginning with the General Appropriations Act for

the FY 2024-2025 Biennium, the Legislature appropriated \$47 million per year for a total of \$94 million in General Revenue to fund the AFDP. This same level of General Revenue funding has been continued for the FY 2026-2027 Biennium.

Figure 1: Traditional TxDOT ACIP Funding Sources



For FY 2026, additional federal and state funding has been made available for execution of the ACIP, as shown in Figure 2 on the following page. These funds include:

- \$36 million in IIJA Airport Infrastructure Grant (AIG) funds. In 2021, Congress passed IIJA legislation that provides three funding programs for NPIAS airports: airport-specific allocations under AIG as well as two competitive programs for terminals (ATP) and air traffic facilities (FCT). Up to five years of funding will be available for each of the three programs (for FY 2022-2026). AIG allocations vary based on NPIAS classifications and are similar to NPE in that they are airport-specific (not competitive). AIG funding rules have expanded availability compared to AIP funding rules but still must be eligible and justified. Additionally, airside needs do not need to be met when using only AIG allocations, therefore they can be applied to eligible and justified revenue-generating project as well as typical airport developmental and preservation projects. When utilizing AIG allocations, airports are still required to meet basic planning guidelines. ATP and FCT funds are similar to Discretionary funds: FAA issues annual NOFOs for ATP and FCT projects and applications go directly to, and projects are selected by, the FAA. AIG is allocated in the TxDOT ACIP, but ATP and FCT are not. The IIJA program concludes in FY 2026. Prior fiscal year funds are available until expiration, but it is not shown as an available funding source in FY 2027 and FY 2028.
- For FY 2026, at the time of publication of this report, supplemental and community funding grants have not yet been finalized. If funding is awarded, TxDOT will update documentation as needed. As a result of the 2024 Reauthorization, the "Supplemental Discretionary Funds" heading has

been rebranded into the "Airport Safety and Resilient Infrastructure Discretionary Program (ASRID)". ASRID also changes general project eligibility requirements. If funding is awarded, TxDOT will update documentation as needed.

- For state funding, TxDOT was appropriated an additional \$47 million in general revenue for each year of the FY 2026-2027 Biennium in the FY 2026-2027 General Appropriations Act (state budget) in addition to the \$20 million Fund 6 amount, as well as an additional \$131.3 million in state funding riders for specific projects. This historic increase in state funding allowed TxDOT to increase both RAMP and ACIP spending. Because the general revenue funding requires Legislative appropriation, TxDOT is planning \$67 million in state funding for FY 2026 and 2027 and \$15 million for FY 2028 pending the outcome of the 90th Legislature in 2027.

Figure 2: FY26 TxDOT ACIP Funding Sources

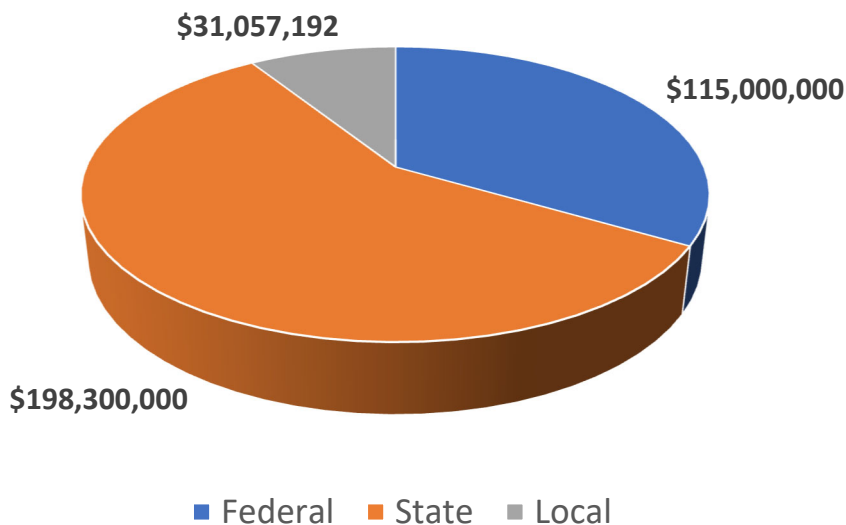
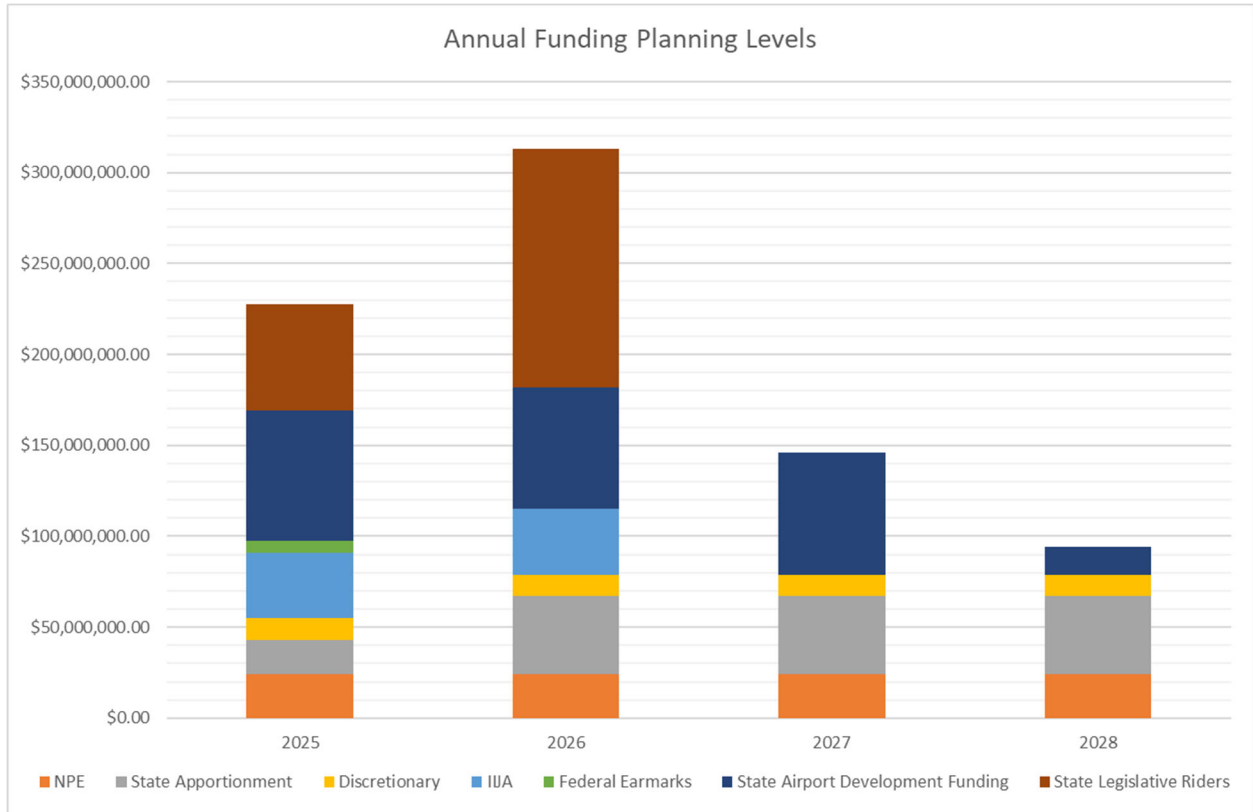


Figure 3 shows the anticipated annual funding for the FY 2026-2028 ACIP compared to the FY 2025-2027 ACIP. **Figure 3: Annual Funding Levels Comparison**



The 2026-2028 ACIP

The ACIP is a **tentative** schedule of federal and state airport development projects. Airport needs are categorized by the objective(s) they address. Following are the objectives in order of importance:

- Enhance safety
- Preserve existing facilities
- Respond to present needs
- Provide for anticipated needs

The FY 2026-2028 ACIP represents a significant investment in preserving and expanding the Texas Airport System and currently includes \$585 million in airport improvement projects. Over the three-year period, this represents programmed project funding of over \$228 million in federal funds, over \$271 million in state funds, and nearly \$86 million in local contributions. Figure 4 below summarizes the FY 2026-2028 ACIP costs.

Figure 4: Annual Funding Levels Comparison

| YEAR | | FEDERAL | STATE | LOCAL | TOTAL |
|---------|------------|----------------------|----------------------|---------------------|----------------------|
| FY 2026 | Target | \$115,000,000 | \$198,600,000 | N/A | \$313,600,000 |
| | Programmed | \$83,738,977 | \$163,361,101 | \$31,057,192 | \$278,157,271 |
| FY 2027 | Target | \$91,000,000 | * \$67,000,000 | N/A | \$158,000,000 |
| | Programmed | \$76,456,258 | \$54,155,698 | \$25,674,490 | \$156,286,446 |
| FY 2028 | Target | \$91,000,000 | \$15,000,000 | N/A | \$106,000,000 |
| | Programmed | \$67,967,684 | \$53,963,947 | \$29,600,670 | \$151,532,301 |
| TOTAL | Target | \$297,000,000 | \$280,600,000 | N/A | \$577,600,000 |
| | Programmed | \$228,162,919 | \$271,480,746 | \$86,332,352 | \$585,976,017 |

* 2027 state funds amount of \$67 million includes RAMP funds, which are dynamic and subject to change

The ACIP totals presented above are based on a series of assumptions regarding future funding, airport sponsor actions, construction prices, legislative appropriations, and aviation activity and are subject to change. To the extent the basis for these assumptions changes, the ACIP will require adjustment.

Planning

Texas Airport System Plan

The geographic size of Texas and the distance between population centers make air travel in the state necessary. In addition to serving business and recreational needs, air transportation offers many opportunities for development and diversification of the Texas economy. TxDOT, in cooperation with local airport sponsors and the FAA, has developed a statewide airport system plan known as the Texas Airport System Plan (TASP). The TASP includes all airports in the NPIAS as well as participating non-NPIAS publicly owned public-use airports across the state. Although commercial hub and non-hub airports are included in the TASP, they are funded directly by the FAA, and therefore not generally included in the ACIP. The goal of the plan is to develop a statewide system of airports providing air access to the population and economic centers of Texas.

Planning provides a framework within which prudent aviation investment decisions can be made. System-level planning activities and close coordination with local airport sponsors are the basis for the ACIP. TxDOT regularly updates its listing of specific airport needs through continuous dialog and planning meetings held with airport sponsors across the state. Each airport in the TASP has an assigned TxDOT planner who works closely with the sponsor to identify and understand their unique needs, and identify anticipated short-, intermediate-, and long-term improvements.

During the process of updating the TASP, important aviation-related information is collected, including operations levels and facility conditions. This information and sponsor history regarding airport maintenance and grant compliance also factors into the development of the ACIP.

The state system plan:

- Provides *data and justification* to the FAA for including airports in the NPIAS, thereby making them eligible for federal financial assistance.
- Provides a *basis for coordinated airport planning and development* throughout Texas, reflecting the overall airport system goals.
- Indicates the *role that aviation should play* as an element of the Texas transportation system in connecting population and economic centers.
- Identifies the *general size, locations, and types of airport facilities* to enhance air transportation access in Texas communities.

The TASP development process results in the collection of important aviation-related information and includes:

- An inventory of existing airport facilities, services, and traffic volumes.
- Analysis of the existing capacity of airports and forecast activity levels.
- An airport classification system with appropriate facility standards.
- A general estimate of needed improvements and associated costs at each airport.
- Alternatives for implementation of airport improvements.
- Recommended state legislation and funding for airport improvements.

The current TASP, dated 2010, includes 2 heliports, 292 existing airports, and 2 proposed airports. Improvements at each airport are classified into three time frames, based on expected aviation activity:

- Short term, 0-5 years
- Intermediate term, 6-10 years
- Long term, 11-24 years

TASP Objectives

The objective of the state airport system is to provide adequate access to the population and economic centers of Texas. Adequate access is expressed in terms of driving time between activity centers and appropriate airport facilities:

- *Scheduled air carrier service* should be within a 60-minute drive for virtually all Texas residents.
- *Business jet aircraft access* should be with a 30-minute drive of significant population and mineral resource centers.
- *Light piston-engine aircraft access* should be within a 30-minute drive of agricultural centers.

Draft Capital Improvement Plan (CIP) Reports

A Draft CIP Report (report) is maintained in BlackCat, TxDOT's in-development and updated database platform, for each project at any airport that is included in the TASP. The annual ACIP is then developed from these reports. Projects must be shown on a report for consideration in the ACIP. reports contain important data for each project and facility including:

- Airport roles and classification.
- Planned airport improvements by time frame.
- Cost estimates for improvement projects.

Airport sponsors may currently request changes to a report at any time by contacting the airport designated planner(s). TxDOT Aviation reviews report requests and changes for compatibility with airport roles and classification and determines appropriate changes to any applicable reports. Up-to-date reports for each airport allows TxDOT Aviation to maintain current knowledge of aviation improvements needed at any point in time in the TASP.

Project Priorities

To make the best use of limited state and federal airport development funds, the commission establishes a priority system that allows TxDOT Aviation to identify projects that meet present system needs. Current priorities are:

- *Safety* - Projects necessary to make the facility safe for aircraft operations.
- *Preservation* - Projects necessary to preserve the functional or structural integrity of the airport.
- *Standards* - Improvements required to bring the airport up to design standards for current user aircraft.
- *Upgrades* - Improvements required to allow the airport to accommodate larger aircraft or longer stage lengths.
- *Capacity* - Expansion required to accommodate more aircraft or higher activity levels.
- *New Access* - A new airport providing air access to a previously unserved area.
- *New Capacity* - A new airport needed to add capacity or relieve congestion at other area airports.

Programming

ACIP Project Programming

The ACIP is an organized statement of the scope and timing of planned improvements at GA airports in Texas. The TxDOT ACIP encompasses all Texas GA airports contained within the TASP, including those designated by the FAA as relievers. It identifies projects eligible for the federal AIP, and projects eligible for the SFDP. The process of developing the Annual Program (program) is continuous. Through the ACIP and other efforts, TxDOT Aviation resolves investment issues and makes programming decisions. The programming process is conducted annually and includes the following elements:

- Obtaining public comments on the program and the process
- Identifying needed projects
- Developing alternative project solutions
- Evaluating and selecting elements of projects
- Evaluating and selecting a comprehensive list of projects
- Finalizing the program consistent with available funding

The program also provides the flexibility needed to deal with a variety of technical changes that become necessary throughout the development of projects. Changes in both project scope and achievable schedule can be accommodated within the ACIP.

The ACIP identifies specific projects for development over the next three FYs and provides the basis for the airport investment scheduling activities of the FAA, TxDOT, and local governments. Many projects in the first year of the program are highly anticipated to move forward as planned, while projects in the second and third years, while scheduled, are more likely to shift slightly due to a variety of factors such as being placed on the commission schedule, emergency projects, and the availability of a sponsor match. Projects are selected from the reports and evaluated based on need and safety. Due to funding limitations, not all items contained in a report are included in the ACIP. The ACIP does not reflect all known airport needs and deficiencies, but primarily those identified as needed by sponsors and TxDOT Aviation and found to be consistent with the goals of the TASP.

Project Programming

The program is identified from projects programmed into the first FY of the ACIP and is approved by the commission prior to the start of that FY. Projects that are to be approved for the second FY begin implementation in the first FY and include:

- Environmental projects.
- Plans and specifications.
- Land acquisition projects.
- Airport layout plan and property map preparation.

The program coincides with the FAA schedule for funding availability. Projects that are shovel ready are moved into the program, while those not ready may remain in the second FY. Sponsors know in advance whether a project is likely to be funded by its inclusion in the first FY of the ACIP; these projects begin implementation and overlap the programming process for the next two FYs.

Project Implementation

The role of TxDOT in implementing airport improvement projects is established by state legislation and TxDOT rules. TxDOT is the agent of the state and sponsor for the purpose of applying for, receiving, and disbursing federal airport development funds; contracts for project planning, engineering, and construction may be negotiated and executed by the TxDOT on behalf of the sponsor, and TxDOT may manage many of the project details. When a project is moved into the program it becomes eligible for funding. The program is based on funding levels authorized by the Texas Legislature and anticipated federal funding amounts. Implementation of the entire program is dependent upon actions and funding that occur at local, state, and federal levels.

Project Assistance

Accomplishment of the programmed projects depends on airport sponsor actions, funding availability, priorities, and actual project costs. As a participant in the SBGP, TxDOT has a significant role in the implementation of federal projects. In compliance with state legislation, TxDOT may act as agent of the sponsor for both state and federal projects, managing many of the project details:

- Assisting with consultant selections.
- Assisting with the property acquisition process.
- Reviewing and approving project designs and specifications.
- Advertising for bids.
- Awarding construction contracts.
- Coordinating activities as necessary with the FAA.
- Inspecting construction.
- Applying for and distributing funds.

A TxDOT planner or engineer is assigned to each project for oversight purposes. The level of project involvement and disbursement of funding will depend on whether TxDOT is acting as agent or the local sponsor is executing the project on a reimbursement basis. Invoices are prepared by the sponsors and/or consultants and reviewed by TxDOT. Requests for payment go to TxDOT Aviation staff who then determine the accuracy and validity of each invoice and authorizes payment from the project account. Project expenses on federally funded projects are paid by TxDOT via a letter of credit established with the FAA. TxDOT is responsible for the project audit.

Financial Assistance

When projects move into the program they become eligible for state or federal funding. For the majority of projects, local contribution for both federal and state grants is 10% of the total project costs, unless applicable program guidance is legislatively approved at either the federal or state level. For FY 2026, projects at federally funded airports are eligible to receive 95% funding with a local contribution of 5%.

Inclusion of a project in the ACIP is not a commitment for future funding; however, projects in the ACIP are under consideration for funding. TxDOT Aviation will work with sponsors to develop acceptable projects, assuming the projects are consistent with planning and programming standards and priorities. From the ACIP, an annual program of projects is identified and includes the projects programmed from the first FY. These projects are submitted to the commission for funding approval in the upcoming FY. Generally, projects will progress forward through the ACIP until actual implementation; however, nonrealization of anticipated funding and increases in project costs may hinder progression.

During project development, technical analysis may lead to significant changes in project scope, cost, timing, and/or funding sources. Projects may require additional development time prior to implementation and/or may experience sponsor funding delays, resulting in postponement. Appropriate lead time provides TxDOT with the flexibility needed to replace postponed projects with well-developed projects to best use available funding.

Figure 5 below illustrates the project development process and how airport sponsors work with TxDOT and the FAA to complete capital improvement projects at their airports.

Figure 5: Project Development Process

| | Airport Sponsor | TxDOT | Federal Aviation Administration |
|--------------------|---|---|--|
| Planning | <p>Prepares airport master plan which includes short-, intermediate-, and long-term development programs.</p> <p>Requests that a specific project be included in the state’s Aviation Capital Improvement Program (ACIP).</p> | <p>Prepares and continually updates Texas Airport System Plan (TASP) which establishes state aviation priorities.</p> <p>Evaluates proposed projects for consistency with state aviation policies and investment priorities, federal eligibility, and compliance with federal regulations.</p> | <p>Maintains an updated National Airport System Plan which outlines development and identifies airports eligible for federal funding.</p> |
| Programming | <p>Prepares Letter of Interest (LOI) with project description and cost estimates.</p> <p>Comments on the tentative ACIP.</p> | <p>Prepares ACIP for general aviation airports.</p> <p>The Texas Transportation Commission (commission) approves the ACIP and funding for each project.</p> | <p>Provides support and technical assistance as requested.</p> |
| Project | <p>Enters into an intergovernmental agreement authorizing TxDOT as agent.</p> <p>Selects qualified consultant for projects.</p> <p>Reviews project development.</p> | <p>Issues a Request for Qualifications (RFQ) for consultant selection.</p> <p>Reviews consultant selection for general compliance.</p> <p>Provides technical assistance to consultant and reviews project results.</p> <p>Assists with acquisition of property and easements needed for projects.</p> <p>Receives requests for payment, disburses project funds, reviews project development and approves projects.</p> | <p>Administer Airport Improvement Program (AIP) grants at airports classified as "other than primary" airports — that is, non-primary commercial service, reliever, and general aviation airports.</p> |

FY 2026-2028 ACIP Program

FY 2026-2028 ACIP Projects

The following list presents the projects contained in the ACIP and represents TxDOT Aviation's current knowledge of airport needs and potential projects. Projects are organized alphabetically by FY and airport location and indicate the type of work to be performed at each location and estimated project cost.

About the Projects

The program presented is the result of a series of projections, judgments, and determinations based in policy and technical areas, including:

- Federal policies, laws and regulations.
- Policies of TxDOT.
- Definition of needs and/or priorities.
- Assumptions about future state and federal airport improvement funding.
- Assessment of current airport deficiencies.
- Anticipation of local airport sponsor actions.

Projects in this list are constantly undergoing development and refinement due to:

- Changes in project scope.
- Updated cost estimates.
- Scheduling changes due to unforeseen delays or complications such as:
 - Changes in the rate of physical deterioration of facilities.
 - Land acquisition issues.
 - Environmental constraints.
 - New and/or updated standards, policies, rules, laws, etc.
 - Requirements of the FAA, the commission, or other agencies.

For the above listed and other reasons, the projects presented in the following ACIP are subject to change. If funding levels differ from those listed in this ACIP, both project scope and schedule implementation may be affected. Project scope and implementation year may be revised to best fit the overall system needs and existing funding availability. Justification may be required for some projects to comply with TxDOT Aviation policies and standards, published June 2007 and approved by the commission. Some projects listed in this ACIP may not be implemented due funding restrictions, lack of justification, or other reasons.

To have the most current program information available, the ACIP will be continually updated and made available via the TxDOT website (www.txdot.gov). The annual ACIP will be published for commission

approval once per FY. TxDOT Aviation regularly receives input from sponsors regarding their airport needs and plans and utilizes this information for the development of the next ACIP.

**** Inclusion in the ACIP is not a promise or guarantee of project execution or funding, and all grants for proposed projects require approval by the commission. ****

TxDOT welcomes your comments on this document and the ACIP process. Please contact the TxDOT Aviation Division at the following address:

TxDOT Aviation Division
6230 E Stassney Ln
Austin, Texas 78701-2483
(512) 416-4500
(800) 68-PILOT

Requested Capital Improvement Program

Fiscal Year(s): 2026, 2027, 2028

| Associated City | Location ID | Airport Name | Project Description | State Rider | National Priority | Total | NPE | FED Discretionary | FED State Apportionment | IIJA | State | *Local |
|-------------------------|-------------|-------------------------------------|---|-------------|-------------------|-----------------|--------------|-------------------|-------------------------|----------------|-----------------|----------------|
| FY 2026 PROJECTS | | | | | | | | | | | | |
| ANDREWS | E11 | Andrews County | (Design) RWY 02/20 and TWY D Pavement Improvements (NPE) | | 79.00 | \$779,100.00 | \$450,000.00 | \$0.00 | \$292,000.00 | \$0.00 | \$0.00 | \$37,100.00 |
| ANDREWS | E11 | Andrews County | TWY G Improvements Reimbursement (IIJA) | | 0.00 | \$585,000.00 | \$0.00 | \$0.00 | \$0.00 | \$555,750.00 | \$0.00 | \$29,250.00 |
| ATHENS | F44 | Athens Muni | (Construct) New RWY (State Rider) | Yes | 80.00 | \$15,555,556.00 | \$0.00 | \$0.00 | \$0.00 | \$0.00 | \$14,000,000.00 | \$1,555,556.00 |
| AUSTIN | HYI | San Marcos Rgnl | (Design and Construct) Fuel Farm Expansion and Service Road (IIJA) (Reimbursable) | | 30.00 | \$2,412,126.32 | \$0.00 | \$0.00 | \$0.00 | \$2,291,520.00 | \$0.00 | \$120,606.32 |
| BALLINGER | E30 | Bruce Fld | 18B Obstruction Survey | | 62.00 | \$100,000.00 | \$0.00 | \$0.00 | \$0.00 | \$0.00 | \$90,000.00 | \$10,000.00 |
| BAY CITY | BYY | Bay City Rgnl | (Design) Apron Pavement Reconstruction | | 67.00 | \$200,000.00 | \$150,000.00 | \$0.00 | \$40,000.00 | \$0.00 | \$0.00 | \$10,000.00 |
| BEEVILLE | BEA | Beeville Muni | (Construct) Fuel Farm Expansion (IIJA) (Reimbursable) | | 24.00 | \$1,013,684.00 | \$600,000.00 | \$0.00 | \$0.00 | \$363,000.00 | \$0.00 | \$50,684.00 |
| BIG SPRING | BPG | Big Spring/Mc Mahon-Wrinkle | (Construct) RWY 06/24 Reconstruction (IIJA) (Reimbursable) | | 0.00 | \$3,229,760.20 | \$600,000.00 | \$0.00 | \$2,435,500.00 | \$72,104.95 | \$0.00 | \$122,155.25 |
| BROWNFIELD | BFE | Terry County | (Design) Reconstruct TWYs A, C, and Aprons, Rehabilitate TWYs B and E (NPE) | | 74.00 | \$630,000.00 | \$600,000.00 | \$0.00 | \$0.00 | \$0.00 | \$0.00 | \$30,000.00 |
| BROWNFIELD | BFE | Terry County | ALP Update with Narrative and 18B Obstruction Survey (IIJA) | | 0.00 | \$350,000.00 | \$0.00 | \$0.00 | \$0.00 | \$332,500.00 | \$0.00 | \$17,500.00 |
| BRYAN | CFD | Coulter Fld | (Construct) Apron Expansion (IIJA) | | 69.00 | \$2,500,000.00 | \$150,000.00 | \$0.00 | \$1,480,000.00 | \$745,000.00 | \$0.00 | \$125,000.00 |
| CADDO MILLS | 7F3 | Caddo Mills Muni | (Construct) New Hangar Construction (IIJA) (Reimbursable) | | 24.00 | \$643,333.00 | \$0.00 | \$0.00 | \$0.00 | \$611,166.35 | \$0.00 | \$32,166.65 |
| CAMERON | T35 | Cameron Muni Airpark | ALP with Narrative and 18B Obstruction Survey (IIJA) | | 64.00 | \$350,000.00 | \$0.00 | \$0.00 | \$0.00 | \$332,500.00 | \$0.00 | \$17,500.00 |
| CARTHAGE | 4F2 | Panola County-Sharpe Fld | (Construct) RWY and TWY Rehabilitation and Electrical Improvements | | 72.00 | \$6,000,000.00 | \$0.00 | \$0.00 | \$0.00 | \$0.00 | \$5,700,000.00 | \$300,000.00 |
| CORSICANA | CRS | C David Campbell Fld-Corsicana Muni | (Construct) Electrical Improvements RWY14/32 (IIJA) | | 79.00 | \$1,400,000.00 | \$150,000.00 | \$0.00 | \$0.00 | \$898,000.00 | \$212,000.00 | \$140,000.00 |
| DALLAS | ADS | Addison | (Design) TWY B Expansion Phase II | | 73.00 | \$609,100.00 | \$300,000.00 | \$0.00 | \$278,645.00 | \$0.00 | \$0.00 | \$30,455.00 |
| DALLAS | RBD | Dallas Exec | (Construct) New TWY E Phase II (IIJA) | | 73.00 | \$7,400,000.00 | \$300,000.00 | \$0.00 | \$4,815,000.00 | \$1,915,000.00 | \$0.00 | \$370,000.00 |
| DALLAS | TKI | McKinney Ntl | Eastside Development (State Rider) | Yes | 51.00 | \$16,444,444.44 | \$0.00 | \$0.00 | \$0.00 | \$0.00 | \$14,800,000.00 | \$1,644,444.44 |
| EASTLAND | ETN | Eastland Muni | (Design) Apron Expansion | | 0.00 | \$250,000.00 | \$0.00 | \$0.00 | \$0.00 | \$0.00 | \$237,500.00 | \$12,500.00 |
| EDINBURG | EBG | South Texas Intl At Edinburg | (Construct) Extend RWY 14/32 and Parallel TWY, Extend MIRL to New End (State Rider) | Yes | 0.00 | \$10,526,315.79 | \$0.00 | \$0.00 | \$0.00 | \$0.00 | \$10,000,000.00 | \$526,315.79 |
| ENNIS | F41 | Ennis Muni | (Construct) Rehabilitate RWY 16/34, Parallel TWY, Apron, and Lighting | | 77.00 | \$7,350,000.00 | \$450,000.00 | \$0.00 | \$6,532,500.00 | \$0.00 | \$0.00 | \$367,500.00 |
| FORT WORTH | FWS | Fort Worth Spinks | (Construct) Rehabilitate RWY 18R/36L and TWYs A & C | | 0.00 | \$8,310,000.00 | \$0.00 | \$0.00 | \$7,894,500.00 | \$0.00 | \$0.00 | \$415,500.00 |
| FREDERICKSBURG | T82 | Gillespie County | Pavement Evaluation RWY 14/32 (IIJA) | | 0.00 | \$125,000.00 | \$0.00 | \$0.00 | \$0.00 | \$118,750.00 | \$0.00 | \$6,250.00 |
| GALVESTON | GLS | Scholes Intl At Galveston | (Construct) TWYs A, B, C, D, Apron Rehabilitation (IIJA) (Reimbursable) | | 76.00 | \$2,550,388.00 | \$300,000.00 | \$0.00 | \$885,919.20 | \$1,174,000.00 | \$0.00 | \$190,468.80 |
| GEORGE WEST | 8T6 | Live Oak County | (Design) RWY 13/31 and TWY Extension and Environmental Documentation | | 66.00 | \$550,000.00 | \$0.00 | \$0.00 | \$0.00 | \$0.00 | \$522,500.00 | \$27,500.00 |
| GRAHAM | RPH | Graham Muni | (Construct) RWY 03/21 Partial Reconstruction | | 79.00 | \$4,720,000.00 | \$0.00 | \$0.00 | \$0.00 | \$0.00 | \$4,484,000.00 | \$236,000.00 |
| HEREFORD | HRX | Hereford Muni | ALP Update with Narrative and 18B Obstruction Survey (IIJA) | | 0.00 | \$400,000.00 | \$0.00 | \$0.00 | \$0.00 | \$380,000.00 | \$0.00 | \$20,000.00 |
| HILLSBORO | INJ | Hillsboro Muni | (Construct) AWOS Installation (Reimbursable) | | 72.00 | \$150,000.00 | \$0.00 | \$0.00 | \$0.00 | \$0.00 | \$135,000.00 | \$15,000.00 |
| HOUSTON | CXO | Conroe/North Houston Rgnl | (Construct) Realign TWY F, Extend TWY D, New Parallel TWY from RWY End 01 to TWY F (IIJA) | | 78.00 | \$10,177,600.00 | \$0.00 | \$0.00 | \$0.00 | \$2,225,000.00 | \$7,051,945.27 | \$900,654.73 |
| HOUSTON | SGR | Sugar Land Rgnl | (Construct) RWY 17/35 Rehabilitation and RWY Safety Area Improvements (IIJA) (Reimbursable) | | 93.00 | \$33,230,526.32 | \$600,000.00 | \$10,000,000.00 | \$0.00 | \$3,069,000.00 | \$10,000,000.00 | \$9,561,526.32 |

Requested Capital Improvement Program

Fiscal Year(s): 2026, 2027, 2028

| Associated City | Location ID | Airport Name | Project Description | State Rider | National Priority | Total | NPE | FED Discretionary | FED State Apportionment | IJA | State | *Local |
|-----------------|-------------|------------------------------------|---|-------------|-------------------|-----------------|--------------|-------------------|-------------------------|----------------|-----------------|----------------|
| JACKSONVILLE | JSO | Cherokee County | (Construct) Relocation and Marking South Parallel TWY | | 0.00 | \$3,303,000.00 | \$300,000.00 | \$0.00 | \$2,837,850.00 | \$0.00 | \$0.00 | \$165,150.00 |
| KENEDY | 2R9 | Kenedy Rgnl | (Design) Extend Parallel TWY (IJA) | | 66.00 | \$373,333.33 | \$0.00 | \$0.00 | \$0.00 | \$354,666.66 | \$0.00 | \$18,666.67 |
| KERRVILLE | ERV | Kerrville Muni/Louis Schreiner Fld | Land Acquisition (IJA) (Reimbursable) | | 64.00 | \$3,200,001.00 | \$150,000.00 | \$0.00 | \$1,423,000.00 | \$1,467,000.00 | \$0.00 | \$160,001.00 |
| LAGO VISTA | RYW | Lago Vista Tx/Rusty Allen | (Construct) AWOS Installation (Reimbursable) | | 72.00 | \$150,000.00 | \$0.00 | \$0.00 | \$0.00 | \$0.00 | \$135,000.00 | \$15,000.00 |
| LAGO VISTA | RYW | Lago Vista Tx/Rusty Allen | (Design) RWY 15/33 Reconstruction and Lighting Replacement (IJA) | | 0.00 | \$475,000.00 | \$0.00 | \$0.00 | \$0.00 | \$0.00 | \$427,500.00 | \$47,500.00 |
| LAMESA | LUV | Lamesa Muni | (Construct) AWOS Relocation (IJA) (Reimbursable) | | 0.00 | \$300,000.00 | \$0.00 | \$0.00 | \$0.00 | \$285,000.00 | \$0.00 | \$15,000.00 |
| LIBERTY | T78 | Liberty Muni | ALP Update with Narrative | | 69.00 | \$500,000.00 | \$150,000.00 | \$0.00 | \$325,000.00 | \$0.00 | \$0.00 | \$25,000.00 |
| LOCKHART | 50R | Lockhart Muni | (Construct) Wildlife Fencing (IJA) | | 29.00 | \$1,200,000.00 | \$600,000.00 | \$0.00 | \$180,000.00 | \$360,000.00 | \$0.00 | \$60,000.00 |
| LONGVIEW | GGG | East Texas Rgnl | Airport Upgrades (State Rider) | Yes | 41.00 | \$10,526,316.00 | \$0.00 | \$0.00 | \$0.00 | \$0.00 | \$10,000,000.00 | \$526,316.00 |
| LUBBOCK | StateWide | Reese Airpark | Airport Upgrades and Improvements (State Rider) | Yes | 0.00 | \$44,444,444.00 | \$0.00 | \$0.00 | \$0.00 | \$0.00 | \$40,000,000.00 | \$4,444,444.00 |
| MASON | T92 | Mason County | (Construct) AWOS Installation (Reimbursable) | | 65.00 | \$200,000.00 | \$0.00 | \$0.00 | \$0.00 | \$0.00 | \$180,000.00 | \$20,000.00 |
| MESQUITE | HQZ | Mesquite Metro | (Construct) HAT Widening and Apron (IJA) | | 70.00 | \$2,000,000.00 | \$600,000.00 | \$0.00 | \$523,000.00 | \$777,000.00 | \$0.00 | \$100,000.00 |
| MINERAL WELLS | MWL | Mineral Wells Rgnl | (Design) Drainage Improvements (IJA) | | 41.00 | \$176,667.00 | \$0.00 | \$0.00 | \$0.00 | \$167,833.65 | \$0.00 | \$8,833.35 |
| MULESHOE | 2T1 | Muleshoe Muni | (Construct) RWY 07/25 Pavement Rehabilitation | | 77.00 | \$3,633,000.00 | \$450,000.00 | \$0.00 | \$3,010,000.00 | \$0.00 | \$0.00 | \$173,000.00 |
| NEW BRAUNFELS | BAZ | New Braunfels Ntl | (Design) RWY 13/31, TWYs, and Apron Rehabilitation (IJA) (Reimbursable) | | 83.00 | \$300,000.00 | \$0.00 | \$0.00 | \$0.00 | \$285,000.00 | \$0.00 | \$15,000.00 |
| ODESSA | ODO | Odessa-Schlemeyer Fld | (Construct) TWYs E, F, G, and H Pavement Reconstruction (IJA) | | 76.00 | \$3,769,587.00 | \$600,000.00 | \$0.00 | \$1,476,107.65 | \$1,505,000.00 | \$0.00 | \$188,479.35 |
| OLNEY | ONY | Olney Muni | (Design) RWY 17/35 Reconstruction (NPE) | | 77.00 | \$472,500.00 | \$450,000.00 | \$0.00 | \$0.00 | \$0.00 | \$0.00 | \$22,500.00 |
| ORANGE | ORG | Orange County | (Design) Drainage Improvements (NPE) | | 41.00 | \$631,578.95 | \$600,000.00 | \$0.00 | \$0.00 | \$0.00 | \$0.00 | \$31,578.95 |
| PALACIOS | PSX | Palacios Muni | ALP Update with Narrative (IJA) | | 69.00 | \$351,578.95 | \$0.00 | \$0.00 | \$0.00 | \$334,000.00 | \$0.00 | \$17,578.95 |
| PALACIOS | PSX | Palacios Muni | (Construct) RWYs 13/31 and 18/36 Rehabilitation, Decouple RWY Ends 31 and 36 | | 77.00 | \$2,090,000.00 | \$150,000.00 | \$0.00 | \$840,000.00 | \$0.00 | \$990,000.00 | \$110,000.00 |
| PARIS | PRX | Cox Fld | ALP Update with Narrative | | 73.00 | \$250,000.00 | \$0.00 | \$0.00 | \$0.00 | \$0.00 | \$237,500.00 | \$12,500.00 |
| PINELAND | T24 | Pineland Muni | (Construct) RWY 17/35 Reconstruction | | 0.00 | \$2,700,000.00 | \$0.00 | \$0.00 | \$0.00 | \$0.00 | \$2,565,000.00 | \$135,000.00 |
| PLAINVIEW | PVW | Hale County | (Construct) East Ramp Improvements (Reimbursable) | | 67.00 | \$2,304,000.00 | \$600,000.00 | \$0.00 | \$1,588,800.00 | \$0.00 | \$0.00 | \$115,200.00 |
| PLAINVIEW | PVW | Hale County | (Design and Construct) Terminal Building and Parking Lot (IJA) (Reimbursable) | | 47.00 | \$4,321,000.00 | \$0.00 | \$0.00 | \$0.00 | \$571,000.00 | \$600,000.00 | \$3,150,000.00 |
| PLAINVIEW | PVW | Hale County | (Design and Construct) RWY 4/22 Rehabilitation (IJA) (Reimbursable) | | 79.00 | \$145,000.00 | \$0.00 | \$0.00 | \$0.00 | \$137,750.00 | \$0.00 | \$7,250.00 |
| POST | 5F1 | Post-Garza County Muni | (Design) RWYs 06/24 and 17/35, Apron, and TWYs A, B, and C Pavement Improvements and Wildlife Fencing | | 77.00 | \$485,500.00 | \$0.00 | \$0.00 | \$0.00 | \$0.00 | \$436,950.00 | \$48,550.00 |
| REFUGIO | RFG | Rooke Fld | ALP Update with Narrative (NPE) | | 69.00 | \$157,895.00 | \$150,000.00 | \$0.00 | \$0.00 | \$0.00 | \$0.00 | \$7,895.00 |
| ROBSTOWN | RBO | Nueces County | (Construct) AWOS Replacement (Reimbursable) | | 72.00 | \$7,500.00 | \$0.00 | \$0.00 | \$0.00 | \$0.00 | \$0.00 | \$7,500.00 |
| ROBSTOWN | RBO | Nueces County | (Construct) AWOS Replacement (Reimbursable) | | 72.00 | \$142,500.00 | \$0.00 | \$0.00 | \$0.00 | \$0.00 | \$142,500.00 | \$0.00 |
| ROCKPORT | RKP | Aransas County | (Design and Construct) Fuel Farm Expansion and Relocation (IJA) (Reimbursable) | | 28.00 | \$1,141,111.00 | \$0.00 | \$0.00 | \$0.00 | \$1,084,055.45 | \$0.00 | \$57,055.55 |
| SEMINOLE | GNC | Gaines County | (Construct) RWYs 08/26 and 17/35 Pavement Improvements | | 77.00 | \$12,167,348.00 | \$300,000.00 | \$0.00 | \$0.00 | \$0.00 | \$10,650,614.00 | \$1,216,734.00 |

Requested Capital Improvement Program

Fiscal Year(s): 2026, 2027, 2028

| Associated City | Location ID | Airport Name | Project Description | State Rider | National Priority | Total | NPE | FED Discretionary | FED State Apportionment | IJA | State | *Local |
|-------------------------------|-------------|----------------------------------|--|-------------|-------------------|-------------------------|------------------------|------------------------|-------------------------|------------------------|-------------------------|------------------------|
| SLATON | F49 | City Of Slaton/Larry T Neal Meml | (Construct) RWY 18/36, Parallel and Connector TWYs, and Apron Pavement Rehabilitation | | 0.00 | \$1,431,232.00 | \$450,000.00 | \$0.00 | \$909,670.40 | \$0.00 | \$0.00 | \$71,561.60 |
| SMITHVILLE | 84R | Smithville Crawford Muni | Hangar Rehabilitation | | 24.00 | \$260,000.00 | \$0.00 | \$0.00 | \$0.00 | \$0.00 | \$234,000.00 | \$26,000.00 |
| SNYDER | SNK | Winston Fld | (Construct) RWYs 17/35 and 08/26, TWYs and Apron Pavement Improvements | | 79.00 | \$9,840,657.00 | \$150,000.00 | \$0.00 | \$0.00 | \$0.00 | \$8,706,592.00 | \$984,065.00 |
| TERRELL | TRL | Terrell Muni | (Construct) Fuel Farm Jet-A/100LL (IJA) (Reimbursable) | | 26.00 | \$1,312,600.00 | \$0.00 | \$0.00 | \$0.00 | \$433,000.00 | \$0.00 | \$879,600.00 |
| VICTORIA | VCT | Victoria Rgnl | Expansion and Improvement Projects (State Rider) | Yes | 0.00 | \$2,631,579.00 | \$0.00 | \$0.00 | \$0.00 | \$0.00 | \$2,500,000.00 | \$131,579.00 |
| WACO | CNW | TSTC Waco | (Construct) RWY 17/35 Electrical Improvements and Pavement Markings (IJA) | | 72.00 | \$1,213,040.00 | \$600,000.00 | \$0.00 | \$0.00 | \$552,388.00 | \$0.00 | \$60,652.00 |
| WACO | PWG | Mc Gregor Exec | (Construct) TWY A Rehabilitation | | 76.00 | \$1,710,000.00 | \$600,000.00 | \$0.00 | \$598,500.00 | \$426,000.00 | \$0.00 | \$85,500.00 |
| WESLACO | TXW | Mid Valley | (Design and Construct) Hangar Expansion (State Rider) (Reimbursable) | Yes | 0.00 | \$8,421,052.63 | \$0.00 | \$0.00 | \$0.00 | \$0.00 | \$8,000,000.00 | \$421,052.63 |
| WESLACO | TXW | Mid Valley | (Design and Construct) RWY 14/32 Expansion (State Rider) (Reimbursable) | Yes | 0.00 | \$10,526,315.79 | \$0.00 | \$0.00 | \$0.00 | \$0.00 | \$10,000,000.00 | \$526,315.79 |
| WILLS POINT | 76F | Van Zandt County Rgnl | (Design) RWY 17/35 Widening, Rehabilitation and Electrical Improvements | | 72.00 | \$200,000.00 | \$0.00 | \$0.00 | \$0.00 | \$0.00 | \$180,000.00 | \$20,000.00 |
| ZAPATA | APY | Zapata County | (Construct) AWOS Installation (Reimbursable) | | 65.00 | \$150,000.00 | \$0.00 | \$0.00 | \$0.00 | \$0.00 | \$142,500.00 | \$7,500.00 |
| TOTAL FY 2026 PROJECTS | | | | | | \$278,157,270.72 | \$11,550,000.00 | \$10,000,000.00 | \$38,365,992.25 | \$23,822,985.06 | \$163,361,101.27 | \$31,057,192.14 |
| FY 2027 PROJECTS | | | | | | | | | | | | |
| ANDREWS | E11 | Andrews County | (Construct) RWY 02/20 and TWY D Pavement Improvements | | 79.00 | \$8,775,116.00 | \$450,000.00 | \$0.00 | \$0.00 | \$0.00 | \$7,447,604.00 | \$877,512.00 |
| BAY CITY | BYY | Bay City Rgnl | (Construct) Apron Pavement Reconstruction | | 67.00 | \$1,100,000.00 | \$150,000.00 | \$0.00 | \$840,000.00 | \$0.00 | \$0.00 | \$110,000.00 |
| BEEVILLE | BEA | Beeville Muni | ALP Update with Narrative and 18B Obstruction Survey | | 69.00 | \$458,888.89 | \$300,000.00 | \$0.00 | \$0.00 | \$113,000.00 | \$0.00 | \$45,888.89 |
| BIG SPRING | BPG | Big Spring/Mc Mahon-Wrinkle | (Design) Airfield Electrical Improvements RWYs 17/35 and 06/24 (Reimbursable) | | 79.00 | \$550,000.00 | \$0.00 | \$0.00 | \$0.00 | \$0.00 | \$495,000.00 | \$55,000.00 |
| BOWIE | 0F2 | Bowie Muni | (Design) Rehabilitate Airfield Lighting RWY 17/35 | | 0.00 | \$220,000.00 | \$0.00 | \$0.00 | \$0.00 | \$0.00 | \$198,000.00 | \$22,000.00 |
| BRENHAM | 11R | Brenham Muni | (Design) RWY 16/34, TWY's A, B, C, D, E, and Apron Rehabilitation, Apron Expansion (NPE) | | 81.00 | \$666,666.67 | \$600,000.00 | \$0.00 | \$0.00 | \$0.00 | \$0.00 | \$66,666.67 |
| BROWNFIELD | BFE | Terry County | (Construct) Reconstruct TWYs A, C, and Aprons, Rehabilitate TWYs B and E (NPE) | | 74.00 | \$7,093,190.00 | \$0.00 | \$0.00 | \$0.00 | \$0.00 | \$6,383,871.00 | \$709,319.00 |
| BROWNWOOD | BWD | Brownwood Rgnl | (Construct) RWY 17/35 Rehabilitation Phase I | | 79.00 | \$2,950,000.00 | \$150,000.00 | \$0.00 | \$2,505,000.00 | \$0.00 | \$0.00 | \$295,000.00 |
| CANADIAN | HHF | Hemphill County | (Design) RWY 04/22, TWYs A and B, and Apron Pavement Rehabilitation | | 0.00 | \$287,120.00 | \$0.00 | \$0.00 | \$0.00 | \$258,408.00 | \$0.00 | \$28,712.00 |
| CASTROVILLE | CVB | Castroville Muni | (Design) Airfield Lighting System (IJA) | | 79.00 | \$250,000.00 | \$0.00 | \$0.00 | \$0.00 | \$225,000.00 | \$0.00 | \$25,000.00 |
| CENTER | F17 | Center Muni | (Design) RWY 17/35 Rehabilitation | | 0.00 | \$450,000.00 | \$150,000.00 | \$0.00 | \$255,000.00 | \$0.00 | \$0.00 | \$45,000.00 |
| CISCO | 3F2 | Cisco Muni | (Design) RWY 17/35, RWY End 35, Apron and Connector TWY Reconstruction | | 72.00 | \$400,000.00 | \$0.00 | \$0.00 | \$0.00 | \$0.00 | \$360,000.00 | \$40,000.00 |
| CLIFTON | 7F7 | Clifton Muni/Isenhower Fld | (Design) RWY 14/32 Pavement Rehabilitation (IJA) | | 79.00 | \$200,000.00 | \$0.00 | \$0.00 | \$0.00 | \$180,000.00 | \$0.00 | \$20,000.00 |
| COTULLA | COT | Cotulla-La Salle County | (Construct) Connector TWY Reconstruction and Apron Expansion (IJA) | | 72.00 | \$6,170,444.44 | \$450,000.00 | \$0.00 | \$0.00 | \$203,400.00 | \$4,900,000.00 | \$617,044.00 |
| DALHART | DHT | Dalhart Muni | ALP Update with Narrative and 18B Obstruction Survey | | 71.00 | \$300,000.00 | \$150,000.00 | \$0.00 | \$120,000.00 | \$0.00 | \$0.00 | \$30,000.00 |
| DALLAS | ADS | Addison | (Construct) TWY B Expansion Phase II | | 73.00 | \$10,147,100.00 | \$150,000.00 | \$0.00 | \$8,982,390.00 | \$0.00 | \$0.00 | \$1,014,710.00 |
| DALLAS | ADS | Addison | (Design) Fuel Farm Expansion | | 30.00 | \$668,000.00 | \$0.00 | \$0.00 | \$0.00 | \$0.00 | \$0.00 | \$668,000.00 |
| DALLAS | ADS | Addison | (Construct) Fuel Farm Expansion (IJA) (Reimbursable) | | 30.00 | \$14,012,000.00 | \$0.00 | \$0.00 | \$0.00 | \$3,300,000.00 | \$0.00 | \$10,712,000.00 |

Requested Capital Improvement Program

Fiscal Year(s): 2026, 2027, 2028

| Associated City | Location ID | Airport Name | Project Description | State Rider | National Priority | Total | NPE | FED Discretionary | FED State Apportionment | IJA | State | *Local |
|-----------------------|-------------|------------------------------|--|-------------|-------------------|-----------------|--------------|-------------------|-------------------------|----------------|----------------|----------------|
| DALLAS | TKI | Mckinney Ntl | (Construct) Realign TWY A Phase III (Reimbursable) | | 78.00 | \$3,260,468.00 | \$0.00 | \$0.00 | \$2,800,000.00 | \$0.00 | \$0.00 | \$460,468.00 |
| DECATUR | LUD | Decatur Muni | (Construct) RWY 17/35 Pavement Rehab (IJA) | | 79.00 | \$3,800,000.00 | \$600,000.00 | \$0.00 | \$2,520,000.00 | \$300,000.00 | \$0.00 | \$380,000.00 |
| DUBLIN | 9F0 | Dublin Muni | (Design) RWY 15/33 Rehabilitation | | 72.00 | \$175,000.00 | \$0.00 | \$0.00 | \$0.00 | \$0.00 | \$157,500.00 | \$17,500.00 |
| EASTLAND | ETN | Eastland Muni | (Construct) Apron Expansion | | 0.00 | \$1,000,000.00 | \$0.00 | \$0.00 | \$0.00 | \$0.00 | \$900,000.00 | \$100,000.00 |
| EDNA | 26R | Jackson County | (Design) RWY 15/33, Parallel and Connector TWY Rehabilitation (NPE) | | 77.00 | \$333,333.33 | \$300,000.00 | \$0.00 | \$0.00 | \$0.00 | \$0.00 | \$33,333.33 |
| FORT WORTH | FTW | Fort Worth Meacham Intl | (Construct) RWY 16/34 Rehabilitation, RSA, and Parallel TWY T Improvements (IJA) | | 83.00 | \$26,667,778.00 | \$150,000.00 | \$11,000,000.00 | \$12,000,000.00 | \$851,000.00 | \$0.00 | \$2,666,778.00 |
| FORT WORTH | FWS | Fort Worth Spinks | (Design) Medium Intensity Taxiway Lights on TWYs A, D, and G | | 80.00 | \$105,000.00 | \$0.00 | \$0.00 | \$94,500.00 | \$0.00 | \$0.00 | \$10,500.00 |
| GALVESTON | GLS | Scholes Intl At Galveston | (Construct) RWY End 14 RSA Improvements and TWY E Relocation and Reconstruction Phase II | | 0.00 | \$6,000,000.00 | \$150,000.00 | \$0.00 | \$5,250,000.00 | \$0.00 | \$0.00 | \$600,000.00 |
| GEORGE WEST | 8T6 | Live Oak County | (Construct) RWY 13/31 and TWY Extension | | 66.00 | \$7,385,000.00 | \$0.00 | \$0.00 | \$0.00 | \$0.00 | \$6,646,500.00 | \$738,500.00 |
| GIDDINGS | GYB | Giddings-Lee County | (Construct) Partial Parallel TWY Extension (1,200' x 25') (IJA) | | 75.00 | \$2,500,000.00 | \$600,000.00 | \$0.00 | \$0.00 | \$285,000.00 | \$1,365,000.00 | \$250,000.00 |
| GRAND PRAIRIE | GPM | Grand Prairie Muni | (Design) RWY 18/36 and TWY Electrical Improvements (IJA) | | 81.00 | \$120,000.00 | \$0.00 | \$0.00 | \$0.00 | \$108,000.00 | \$0.00 | \$12,000.00 |
| HILLSBORO | INJ | Hillsboro Muni | (Design) Wildlife Fencing | | 29.00 | \$166,667.00 | \$150,000.00 | \$0.00 | \$0.00 | \$0.00 | \$0.00 | \$16,667.00 |
| HUNTSVILLE | UTS | Huntsville Muni | (Design) Drainage Improvements (NPE) | | 43.00 | \$333,334.00 | \$300,000.00 | \$0.00 | \$0.00 | \$0.00 | \$0.00 | \$33,334.00 |
| KENEDY | 2R9 | Kenedy Rgnl | (Construct) Extend Parallel TWY | | 66.00 | \$2,416,666.67 | \$600,000.00 | \$0.00 | \$0.00 | \$0.00 | \$1,575,000.00 | \$241,666.67 |
| KILLEEN | ILE | Skylark Fld | (Construct) T-Hangars (IJA) | | 37.00 | \$1,163,800.00 | \$600,000.00 | \$0.00 | \$0.00 | \$448,000.00 | \$0.00 | \$115,800.00 |
| KOUNTZE/SILSBEE | 45R | Hawthorne Fld | (Design and Construct) Wildlife Fencing | | 29.00 | \$1,000,000.00 | \$300,000.00 | \$0.00 | \$0.00 | \$0.00 | \$600,000.00 | \$100,000.00 |
| MARFA | MRF | Marfa Muni | (Design) TWY A Northwest Extension and Pavement Reconstruction (NPE) | | 74.00 | \$333,334.00 | \$300,000.00 | \$0.00 | \$0.00 | \$0.00 | \$0.00 | \$33,334.00 |
| MIDLOTHIAN/WAXAHACHIE | JWY | Mid-Way Rgnl | (Design) Improve Drainage RWY 36 End (NPE) | | 91.00 | \$333,334.00 | \$300,000.00 | \$0.00 | \$0.00 | \$0.00 | \$0.00 | \$33,334.00 |
| MINERAL WELLS | MWL | Mineral Wells Rgnl | (Construct) Drainage Improvements (IJA) | | 41.00 | \$1,000,000.00 | \$600,000.00 | \$0.00 | \$0.00 | \$300,000.00 | \$0.00 | \$100,000.00 |
| MONAHANS | E01 | Roy Hurd Meml | (Design) Rehabilitate RWY 01/19 (IJA) | | 79.00 | \$343,334.00 | \$150,000.00 | \$0.00 | \$0.00 | \$159,000.00 | \$0.00 | \$34,334.00 |
| NEW BRAUNFELS | BAZ | New Braunfels Ntl | (Construct) RWY 13/31, TWYs, and Apron Rehabilitation (IJA) (Reimbursable) | | 83.00 | \$3,000,000.00 | \$0.00 | \$0.00 | \$0.00 | \$2,700,000.00 | \$0.00 | \$300,000.00 |
| OLNEY | ONY | Olney Muni | (Construct) RWY 17/35 Reconstruction | | 0.00 | \$6,096,667.00 | \$300,000.00 | \$0.00 | \$5,187,000.00 | \$0.00 | \$0.00 | \$609,667.00 |
| ORANGE | ORG | Orange County | (Construct) Drainage Improvements | | 41.00 | \$4,500,000.00 | \$150,000.00 | \$0.00 | \$3,900,000.00 | \$0.00 | \$0.00 | \$450,000.00 |
| ORANGE | ORG | Orange County | (Construct) AWOS Installation (Reimbursable) | | 72.00 | \$150,000.00 | \$0.00 | \$0.00 | \$0.00 | \$0.00 | \$135,000.00 | \$15,000.00 |
| PINELAND | T24 | Pineland Muni | ALP Update with Narrative | | 64.00 | \$250,000.00 | \$0.00 | \$0.00 | \$0.00 | \$0.00 | \$225,000.00 | \$25,000.00 |
| PORT ISABEL | PIL | Port Isabel-Cameron County | (Design) RWY 13/31 Pavement Rehabilitation and MIRL Replacement (IJA) | | 0.00 | \$696,667.00 | \$0.00 | \$0.00 | \$0.00 | \$627,000.00 | \$0.00 | \$69,667.00 |
| PORT MANSFIELD | T05 | Charles R Johnson | (Design and Construct) Wildlife Fencing | | 74.00 | \$823,200.00 | \$0.00 | \$0.00 | \$0.00 | \$0.00 | \$740,880.00 | \$82,320.00 |
| POST | 5F1 | Post-Garza County Muni | (Construct) RWYs 06/24 and 17/35, Apron, and TWYs A, B, and C Pavement Improvements and Wildlife Fencing | | 77.00 | \$7,971,626.00 | \$0.00 | \$0.00 | \$0.00 | \$0.00 | \$7,174,463.00 | \$797,163.00 |
| SMITHVILLE | 84R | Smithville Crawford Muni | (Design) Parallel TWY Extension and Connector TWY (IJA) | | 69.00 | \$300,000.00 | \$0.00 | \$0.00 | \$0.00 | \$270,000.00 | \$0.00 | \$30,000.00 |
| SPEARMAN | E42 | Major Samuel B Cornelius Fld | (Design) Rehabilitate RWY 02/20, TWYs A, B, C, Reconstruct Partial TWY A | | 79.00 | \$220,000.00 | \$150,000.00 | \$0.00 | \$48,000.00 | \$0.00 | \$0.00 | \$22,000.00 |
| STEPHENVILLE | SEP | Stephenville Clark Rgnl | (Construct) RWY 14/32 Extension | | 73.00 | \$7,000,000.00 | \$150,000.00 | \$0.00 | \$0.00 | \$0.00 | \$6,150,000.00 | \$700,000.00 |

Requested Capital Improvement Program

Fiscal Year(s): 2026, 2027, 2028

| Associated City | Location ID | Airport Name | Project Description | State Rider | National Priority | Total | NPE | FED Discretionary | FED State Apportionment | IJA | State | *Local |
|-------------------------------|-------------|-----------------------------|---|-------------|-------------------|-------------------------|-----------------------|------------------------|-------------------------|------------------------|------------------------|------------------------|
| STEPHENVILLE | SEP | Stephenville Clark Rgnl | (Design and Construct) Fuel Farm Expansion (IJA) | | 26.00 | \$1,400,000.00 | \$150,000.00 | \$0.00 | \$0.00 | \$1,110,000.00 | \$0.00 | \$140,000.00 |
| TERRELL | TRL | Terrell Muni | (Design) North Apron Rehabilitation (NPE) | | 67.00 | \$166,667.00 | \$150,000.00 | \$0.00 | \$0.00 | \$0.00 | \$0.00 | \$16,667.00 |
| UVALDE | UVA | Garner Fld | (Construct) West Apron Reconstruction (IJA) | | 69.00 | \$5,465,600.00 | \$0.00 | \$0.00 | \$0.00 | \$546,560.00 | \$4,372,480.00 | \$546,560.00 |
| WESLACO | TXW | Mid Valley | (Design) Pavement Improvements | | 0.00 | \$1,600,000.00 | \$0.00 | \$0.00 | \$0.00 | \$0.00 | \$1,440,000.00 | \$160,000.00 |
| WHARTON | ARM | Wharton Rgnl | ALP Update with Narrative | | 71.00 | \$300,000.00 | \$150,000.00 | \$0.00 | \$120,000.00 | \$0.00 | \$0.00 | \$30,000.00 |
| WILLS POINT | 76F | Van Zandt County Rgnl | (Construct) RWY 17/35 Widening, Rehabilitation and Electrical Improvements | | 72.00 | \$2,600,000.00 | \$0.00 | \$0.00 | \$0.00 | \$0.00 | \$2,340,000.00 | \$260,000.00 |
| ZAPATA | APY | Zapata County | ALP Update with Narrative | | 62.00 | \$160,444.00 | \$0.00 | \$0.00 | \$0.00 | \$0.00 | \$144,400.00 | \$16,044.00 |
| ZAPATA | APY | Zapata County | (Design and Construct) Wildlife Fencing | | 38.00 | \$450,000.00 | \$0.00 | \$0.00 | \$0.00 | \$0.00 | \$405,000.00 | \$45,000.00 |
| TOTAL FY 2027 PROJECTS | | | | | | \$156,286,445.56 | \$8,850,000.00 | \$11,000,000.00 | \$44,621,890.00 | \$11,984,368.00 | \$54,155,698.00 | \$25,674,489.56 |
| FY 2028 PROJECTS | | | | | | | | | | | | |
| ANAHUAC | T00 | Chambers County | (Design) RWY 12/30, RWY End 30 Turnaround Reconstruction (NPE) | | 77.00 | \$500,000.00 | \$450,000.00 | \$0.00 | \$0.00 | \$0.00 | \$0.00 | \$50,000.00 |
| ARLINGTON | GKY | Arlington Muni | (Design) Rehabilitate Portions of RWY 16/34 and RWY Markings | | 83.00 | \$333,334.00 | \$300,000.00 | \$0.00 | \$0.00 | \$0.00 | \$0.00 | \$33,334.00 |
| AUSTIN | HYI | San Marcos Rgnl | (Design) Drainage Improvements (Reimbursement) | | 45.00 | \$2,400,000.00 | \$150,000.00 | \$0.00 | \$2,010,000.00 | \$0.00 | \$0.00 | \$240,000.00 |
| AUSTIN | HYI | San Marcos Rgnl | (Construct) RWYs 13/31 and 17/35 Decoupling Phase I & II (Hybrid Candidate) (Discretionary) | | 93.00 | \$7,716,106.00 | \$300,000.00 | \$5,744,500.00 | \$900,000.00 | \$0.00 | \$0.00 | \$771,606.00 |
| BEEVILLE | BEA | Beeville Muni | (Construct) AWOS Installation (Reimbursable) | | 70.00 | \$150,000.00 | \$0.00 | \$0.00 | \$0.00 | \$0.00 | \$135,000.00 | \$15,000.00 |
| BIG SPRING | BPG | Big Spring/Mc Mahon-Wrinkle | (Construct) Airfield Electrical Improvements RWYs 17/35 and 06/24 (Reimbursable) | | 79.00 | \$5,925,520.00 | \$0.00 | \$0.00 | \$0.00 | \$0.00 | \$5,332,968.00 | \$592,552.00 |
| BOWIE | 0F2 | Bowie Muni | (Construct) Rehabilitate Airfield Lighting RWY 17/35 | | 72.00 | \$2,000,000.00 | \$0.00 | \$0.00 | \$0.00 | \$0.00 | \$1,800,000.00 | \$200,000.00 |
| BOWIE | 0F2 | Bowie Muni | (Construct) AWOS Replacement (Reimbursable) | | 72.00 | \$150,000.00 | \$0.00 | \$0.00 | \$0.00 | \$0.00 | \$135,000.00 | \$15,000.00 |
| BRADY | BBD | Curtis Fld | (Design) RWY 17/35 Lighting Reconstruction | | 0.00 | \$120,000.00 | \$0.00 | \$0.00 | \$0.00 | \$0.00 | \$108,000.00 | \$12,000.00 |
| BREHAM | 11R | Brenham Muni | RPZ Land Acquisition | | 68.00 | \$1,800,000.00 | \$150,000.00 | \$0.00 | \$1,470,000.00 | \$0.00 | \$0.00 | \$180,000.00 |
| BREHAM | 11R | Brenham Muni | (Construct) RWY 16/34, TWY's A, B, C, D, E and Apron Rehabilitation, Apron Expansion | | 81.00 | \$5,500,000.00 | \$150,000.00 | \$0.00 | \$1,650,000.00 | \$1,150,000.00 | \$2,000,000.00 | \$550,000.00 |
| BROWNWOOD | BWD | Brownwood Rgnl | (Construct) TWYs A, B, C and Apron Rehabilitation, TWY D Reconstruction Phase II | | 74.00 | \$2,000,000.00 | \$0.00 | \$0.00 | \$1,800,000.00 | \$0.00 | \$0.00 | \$200,000.00 |
| BROWNWOOD | BWD | Brownwood Rgnl | (Design) New Taxilanes (IJA) | | 65.00 | \$250,000.00 | \$0.00 | \$0.00 | \$0.00 | \$225,000.00 | \$0.00 | \$25,000.00 |
| BRYAN | CFD | Coulter Fld | (Design and Construct) Vehicle Access Road | | 37.00 | \$700,000.00 | \$0.00 | \$0.00 | \$350,000.00 | \$0.00 | \$0.00 | \$350,000.00 |
| CADDO MILLS | 7F3 | Caddo Mills Muni | (Construct) AWOS Installation (Reimbursable) | | 72.00 | \$180,000.00 | \$0.00 | \$0.00 | \$0.00 | \$0.00 | \$162,000.00 | \$18,000.00 |
| CANADIAN | HHF | Hemphill County | (Construct) RWY 04/22, TWYs and Apron Pavement Rehabilitation | | 79.00 | \$3,301,880.00 | \$450,000.00 | \$0.00 | \$2,521,692.00 | \$0.00 | \$0.00 | \$330,188.00 |
| CASTROVILLE | CVB | Castroville Muni | (Construct) Airfield Lighting System | | 79.00 | \$1,600,000.00 | \$0.00 | \$0.00 | \$1,440,000.00 | \$0.00 | \$0.00 | \$160,000.00 |
| CENTER | F17 | Center Muni | (Construct) Rehabilitate RWY 17/35 | | 79.00 | \$8,464,500.00 | \$300,000.00 | \$0.00 | \$7,318,050.00 | \$0.00 | \$0.00 | \$846,450.00 |
| CHILDRESS | CDS | Childress Muni | ALP Update with Narrative and 18B Obstruction Survey | | 64.00 | \$300,000.00 | \$0.00 | \$0.00 | \$0.00 | \$0.00 | \$270,000.00 | \$30,000.00 |
| CISCO | 3F2 | Cisco Muni | (Construct) RWY 17/35, RWY End 35, Apron and Connector TWY Reconstruction | | 72.00 | \$4,000,000.00 | \$0.00 | \$0.00 | \$0.00 | \$0.00 | \$3,600,000.00 | \$400,000.00 |
| CLIFTON | 7F7 | Clifton Muni/Isenhowe Fld | (Construct) RWY 14/21 Pavement Rehabilitation (IJA) | | 79.00 | \$1,166,667.00 | \$300,000.00 | \$0.00 | \$0.00 | \$750,000.00 | \$0.00 | \$116,667.00 |

Requested Capital Improvement Program

Fiscal Year(s): 2026, 2027, 2028

| Associated City | Location ID | Airport Name | Project Description | State Rider | National Priority | Total | NPE | FED Discretionary | FED State Apportionment | IJA | State | *Local |
|-----------------|-------------|-------------------------------------|---|-------------|-------------------|----------------|--------------|-------------------|-------------------------|--------------|----------------|----------------|
| COLEMAN | COM | Coleman Muni | (Design) RWY 15/33 Lighting Rehabilitation (NPE) | | 79.00 | \$333,333.33 | \$300,000.00 | \$0.00 | \$0.00 | \$0.00 | \$0.00 | \$33,333.33 |
| COLUMBUS | 66R | Robert R Wells Jr | ALP Update with Narrative | | 64.00 | \$350,000.00 | \$0.00 | \$0.00 | \$0.00 | \$0.00 | \$315,000.00 | \$35,000.00 |
| CORSICANA | CRS | C David Campbell Fld-Corsicana Muni | (Design and Construct) Wildlife Security Fencing | | 29.00 | \$1,420,000.00 | \$150,000.00 | \$0.00 | \$0.00 | \$0.00 | \$1,128,000.00 | \$142,000.00 |
| DALLAS | ADS | Addison | (Construct) Airport Drainage Improvements | | 45.00 | \$2,700,000.00 | \$0.00 | \$0.00 | \$0.00 | \$0.00 | \$0.00 | \$2,700,000.00 |
| DALLAS | ADS | Addison | (Design) TWY T Realignment | | 78.00 | \$450,000.00 | \$0.00 | \$0.00 | \$405,000.00 | \$0.00 | \$0.00 | \$45,000.00 |
| DALLAS | RBD | Dallas Exec | (Design) TWY J Reconstruction | | 63.00 | \$310,000.00 | \$0.00 | \$0.00 | \$0.00 | \$0.00 | \$0.00 | \$310,000.00 |
| DALLAS | RBD | Dallas Exec | (Construct) TWY E Phase III Reconstruction | | 73.00 | \$2,500,000.00 | \$0.00 | \$2,250,000.00 | \$0.00 | \$0.00 | \$0.00 | \$250,000.00 |
| DUBLIN | 9F0 | Dublin Muni | (Construct) Rehabilitate RWY 15/33 | | 72.00 | \$3,000,000.00 | \$0.00 | \$0.00 | \$0.00 | \$0.00 | \$2,700,000.00 | \$300,000.00 |
| EASTLAND | ETN | Eastland Muni | (Design and Construct) RWY 17/35 Sealcoat | | 79.00 | \$971,000.00 | \$0.00 | \$0.00 | \$0.00 | \$0.00 | \$873,900.00 | \$97,100.00 |
| EDNA | 26R | Jackson County | (Construct) RWY 15/33, Parallel and Connector TWY Rehabilitation | | 77.00 | \$1,150,000.00 | \$150,000.00 | \$0.00 | \$0.00 | \$0.00 | \$885,000.00 | \$115,000.00 |
| FORT WORTH | FTW | Fort Worth Meacham Intl | (Design) TWYs B and D Rehabilitation | | 78.00 | \$265,000.00 | \$0.00 | \$0.00 | \$238,500.00 | \$0.00 | \$0.00 | \$26,500.00 |
| FORT WORTH | FTW | Fort Worth Meacham Intl | (Construct) RWY 16/34 ILS Improvements | | 80.00 | \$2,500,000.00 | \$0.00 | \$0.00 | \$0.00 | \$0.00 | \$0.00 | \$2,500,000.00 |
| FORT WORTH | FWS | Fort Worth Spinks | (Construct) Medium Intensity TWY Lighting on TWYs A, D, G | | 80.00 | \$1,530,000.00 | \$150,000.00 | \$0.00 | \$1,092,000.00 | \$135,000.00 | \$0.00 | \$153,000.00 |
| FREDERICKSBURG | T82 | Gillespie County | (Design) RWY 14/32 Reconstruction | | 81.00 | \$333,334.00 | \$300,000.00 | \$0.00 | \$0.00 | \$0.00 | \$0.00 | \$33,334.00 |
| GEORGE WEST | 8T6 | Live Oak County | (Design and Construct) Fuel Farm | | 20.00 | \$800,000.00 | \$0.00 | \$0.00 | \$0.00 | \$0.00 | \$600,000.00 | \$200,000.00 |
| GIDDINGS | GYB | Giddings-Lee County | (Construct) AWOS Replacement (Reimbursable) | | 72.00 | \$150,000.00 | \$0.00 | \$0.00 | \$0.00 | \$0.00 | \$135,000.00 | \$15,000.00 |
| GLADEWATER | 07F | Gladewater Muni | (Construct) AWOS Installation (Reimbursable) | | 0.00 | \$200,000.00 | \$0.00 | \$0.00 | \$0.00 | \$0.00 | \$180,000.00 | \$20,000.00 |
| GRANBURY | GDJ | Granbury Rgnl | (Design) Eastside Connector TWY and Apron Expansion (NPE) | | 69.00 | \$166,667.00 | \$150,000.00 | \$0.00 | \$0.00 | \$0.00 | \$0.00 | \$16,667.00 |
| GRAND PRAIRIE | GPM | Grand Prairie Muni | (Construct) RWY 18/36 and TWY Electrical Improvements | | 81.00 | \$2,000,000.00 | \$600,000.00 | \$0.00 | \$360,000.00 | \$584,000.00 | \$256,000.00 | \$200,000.00 |
| HEREFORD | HRX | Hereford Muni | (Design) Rehabilitate Apron (NPE) | | 0.00 | \$666,667.00 | \$600,000.00 | \$0.00 | \$0.00 | \$0.00 | \$0.00 | \$66,667.00 |
| HONDO | HDO | South Texas Rgnl At Hondo | (Construct) AWOS Replacement (Reimbursable) | | 72.00 | \$150,000.00 | \$0.00 | \$0.00 | \$0.00 | \$0.00 | \$135,000.00 | \$15,000.00 |
| HOUSTON | CXO | Conroe/North Houston Rgnl | (Design) North Apron, South Apron, TWYs F, H, DD, EE and Old TWY D Rehabilitation | | 78.00 | \$333,334.00 | \$0.00 | \$0.00 | \$300,000.00 | \$0.00 | \$0.00 | \$33,334.00 |
| HUNTSVILLE | UTS | Huntsville Muni | (Construct) Drainage Improvements | | 43.00 | \$1,925,000.00 | \$150,000.00 | \$0.00 | \$1,582,500.00 | \$0.00 | \$0.00 | \$192,500.00 |
| JACKSBORO | 21F | Jacksboro Muni | (Design) RWY Lighting Rehabilitation (NPE) | | 74.00 | \$333,334.00 | \$300,000.00 | \$0.00 | \$0.00 | \$0.00 | \$0.00 | \$33,334.00 |
| KIRBYVILLE | T12 | Kirbyville | RPZ Land Acquisition | | 60.00 | \$300,000.00 | \$0.00 | \$0.00 | \$0.00 | \$0.00 | \$270,000.00 | \$30,000.00 |
| KOUNTZE/SILSBEE | 45R | Hawthorne Fld | (Construct) Drainage Improvements | | 41.00 | \$3,908,000.00 | \$150,000.00 | \$0.00 | \$3,367,200.00 | \$0.00 | \$0.00 | \$390,800.00 |
| LAGO VISTA | RYW | Lago Vista Tx/Rusty Allen | (Construct) RWY 15/33 Reconstrucction and Lighting Replacement | | 72.00 | \$8,000,000.00 | \$0.00 | \$0.00 | \$0.00 | \$0.00 | \$7,111,111.00 | \$888,889.00 |
| LAMESA | LUV | Lamesa Muni | (Design) RWY 16/34 Reconstruction | | 79.00 | \$499,500.00 | \$450,000.00 | \$0.00 | \$0.00 | \$0.00 | \$0.00 | \$49,500.00 |
| LEVELLAND | LLN | Levelland Muni | (Construct) AWOS Replacement (Reimbursable) | | 70.00 | \$150,000.00 | \$0.00 | \$0.00 | \$0.00 | \$0.00 | \$135,000.00 | \$15,000.00 |
| LOCKHART | 50R | Lockhart Muni | ALP Update with Narrative and 18B Obstruction Survey (NPE) | | 71.00 | \$333,334.00 | \$300,000.00 | \$0.00 | \$0.00 | \$0.00 | \$0.00 | \$33,334.00 |
| MADISONVILLE | 51R | Madisonville Muni | (Construct) AWOS Installation (Reimbursable) | | 65.00 | \$300,000.00 | \$0.00 | \$0.00 | \$0.00 | \$0.00 | \$270,000.00 | \$30,000.00 |

Requested Capital Improvement Program

Fiscal Year(s): 2026, 2027, 2028

| Associated City | Location ID | Airport Name | Project Description | State Rider | National Priority | Total | NPE | FED Discretionary | FED State Apportionment | IJA | State | *Local |
|---|-------------|------------------------------------|---|-------------|-------------------|-------------------------|------------------------|------------------------|-------------------------|------------------------|-------------------------|------------------------|
| MARFA | MRF | Marfa Muni | (Construct) TWY A Northwest Extension and Pavement Reconstruction | | 68.00 | \$2,389,345.00 | \$0.00 | \$0.00 | \$2,150,410.00 | \$0.00 | \$0.00 | \$238,935.00 |
| MESQUITE | HQZ | Mesquite Metro | (Construct) Radar Display | | 68.00 | \$1,666,667.00 | \$0.00 | \$1,500,000.00 | \$0.00 | \$0.00 | \$0.00 | \$166,667.00 |
| MESQUITE | HQZ | Mesquite Metro | RPZ Land Acquisition | | 68.00 | \$2,000,000.00 | \$300,000.00 | \$0.00 | \$0.00 | \$0.00 | \$0.00 | \$1,700,000.00 |
| MIDLOTHIAN/WAXAHACHIE | JWY | Mid-Way Rgnl | (Construct) Improve Drainage on RWY 18 End | | 91.00 | \$2,000,000.00 | \$0.00 | \$0.00 | \$1,800,000.00 | \$0.00 | \$0.00 | \$200,000.00 |
| MONAHANS | E01 | Roy Hurd Meml | (Construct) Rehabilitate RWY 01/19 (IJA) | | 79.00 | \$1,967,000.00 | \$600,000.00 | \$0.00 | \$881,300.00 | \$289,000.00 | \$0.00 | \$196,700.00 |
| NACOGDOCHES | OCH | Nacogdoches A L Mangham Jr Rgnl | (Construct) Terminal Building (Reimbursable) | | 43.00 | \$9,000,000.00 | \$0.00 | \$0.00 | \$0.00 | \$0.00 | \$600,000.00 | \$8,400,000.00 |
| PLEASANTON | PEZ | Pleasanton Muni | (Construct) AWOS Replacement (Reimbursable) | | 72.00 | \$150,000.00 | \$0.00 | \$0.00 | \$0.00 | \$0.00 | \$135,000.00 | \$15,000.00 |
| PORT ARANSAS | RAS | Mustang Beach | (Construct) AWOS Replacement (Reimbursable) | | 65.00 | \$150,000.00 | \$0.00 | \$0.00 | \$0.00 | \$0.00 | \$135,000.00 | \$15,000.00 |
| PORT ISABEL | PIL | Port Isabel-Cameron County | (Construct) RWY 13/31 Pavement Rehabilitation and MIRL Replacement | | 79.00 | \$6,711,110.67 | \$150,000.00 | \$0.00 | \$5,890,000.00 | \$0.00 | \$0.00 | \$671,110.67 |
| ROCKDALE | RCK | H H Coffield Rgnl | (Design) RWY 17/35 Reconstruction | | 72.00 | \$200,000.00 | \$0.00 | \$0.00 | \$0.00 | \$0.00 | \$180,000.00 | \$20,000.00 |
| SAN SABA | 81R | San Saba County Muni | (Design) RWY 13/31, Parallel and Connector TWY, Apron Reconstruction | | 72.00 | \$275,000.00 | \$0.00 | \$0.00 | \$0.00 | \$0.00 | \$247,500.00 | \$27,500.00 |
| SEYMOUR | 60F | Seymour Muni | (Design) Rehabilitate RWY 17/35, Reconstruct TWYs and Apron (IJA) | | 77.00 | \$245,000.00 | \$0.00 | \$0.00 | \$0.00 | \$220,500.00 | \$0.00 | \$24,500.00 |
| SHAMROCK | 2F1 | Shamrock Muni | (Design) Rehabilitate RWY 17/35 | | 72.00 | \$268,000.00 | \$0.00 | \$0.00 | \$0.00 | \$0.00 | \$241,200.00 | \$26,800.00 |
| SMITHVILLE | 84R | Smithville Crawford Muni | (Construct) Parallel TWY Extension and Connector TWY (IJA) | | 68.00 | \$3,000,000.00 | \$600,000.00 | \$0.00 | \$1,650,000.00 | \$450,000.00 | \$0.00 | \$300,000.00 |
| SPEARMAN | E42 | Major Samuel B Cornelius Fld | (Construct) Rehabilitate RWY 02/20, TWYs A, B, C, Reconstruct Partial TWY A | | 0.00 | \$5,814,480.00 | \$150,000.00 | \$0.00 | \$5,083,032.00 | \$0.00 | \$0.00 | \$581,448.00 |
| TEMPLE | TPL | Draughon-Miller Central Texas Rgnl | (Design) TWY Rehabilitation (IJA) | | 76.00 | \$100,000.00 | \$0.00 | \$0.00 | \$0.00 | \$90,000.00 | \$0.00 | \$10,000.00 |
| TERRELL | TRL | Terrell Muni | (Construct) North Apron Rehabilitation | | 67.00 | \$1,800,000.00 | \$450,000.00 | \$0.00 | \$1,170,000.00 | \$0.00 | \$0.00 | \$180,000.00 |
| WACO | CNW | TSTC Waco | Land Acquisition (NPE) | | 67.00 | \$333,334.00 | \$300,000.00 | \$0.00 | \$0.00 | \$0.00 | \$0.00 | \$33,334.00 |
| WESLACO | TXW | Mid Valley | (Construct) Pavement Improvements | | 0.00 | \$26,342,520.00 | \$0.00 | \$0.00 | \$0.00 | \$0.00 | \$23,708,268.00 | \$2,634,252.00 |
| WINNIE/STOWELL | T90 | Chambers County/Winnie Stowell | (Design) RWY 17/35, Parallel and Connector TWY Reconstruction (NPE) | | 77.00 | \$333,334.00 | \$300,000.00 | \$0.00 | \$0.00 | \$0.00 | \$0.00 | \$33,334.00 |
| WINNSBORO | F51 | Winnsboro Muni | (Construct) AWOS Installation (Reimbursable) | | 0.00 | \$200,000.00 | \$0.00 | \$0.00 | \$0.00 | \$0.00 | \$180,000.00 | \$20,000.00 |
| TOTAL FY 2028 PROJECTS | | | | | | \$151,532,301.00 | \$9,150,000.00 | \$9,494,500.00 | \$45,429,684.00 | \$3,893,500.00 | \$53,963,947.00 | \$29,600,670.00 |
| TOTAL FY 2026 PROJECTS | | | | | | \$278,157,270.72 | \$11,550,000.00 | \$10,000,000.00 | \$38,365,992.25 | \$23,822,985.06 | \$163,361,101.27 | \$31,057,192.14 |
| TOTAL FY 2027 PROJECTS | | | | | | \$156,286,445.56 | \$8,850,000.00 | \$11,000,000.00 | \$44,621,890.00 | \$11,984,368.00 | \$54,155,698.00 | \$25,674,489.56 |
| TOTAL FY 2028 PROJECTS | | | | | | \$151,532,301.00 | \$9,150,000.00 | \$9,494,500.00 | \$45,429,684.00 | \$3,893,500.00 | \$53,963,947.00 | \$29,600,670.00 |
| TOTAL FY 2028, 2027, 2026 PROJECTS | | | | | | \$585,976,017.28 | \$29,550,000.00 | \$30,494,500.00 | \$128,417,566.25 | \$39,700,853.06 | \$271,480,746.27 | \$86,332,351.70 |

*Local funds subject to change pending future funding approvals