



2026 Unified Transportation Program (UTP) Development

TEXAS TRANSPORTATION COMMISSION

Humberto Gonzalez Jr., P.E., M.B.A.
Director, Transportation Planning and Programming Division



January 30, 2025



“The UTP is TxDOT’s 10-year plan that guides the development of thousands of transportation projects across the state. It is part of TxDOT’s comprehensive planning and programming process that connects the state’s transportation goals, performance measures and targets to transportation projects preparing for construction. Because funding levels may change in the future, the UTP does not serve as a budget or a guarantee that certain projects will be built. Instead, the plan authorizes TxDOT and local partnering agencies to prepare projects for construction based on potential future cash flow.

Within the UTP framework, TxDOT works with elected officials, local planning organizations, and the public to select and fund the state’s highest priority transportation projects to begin construction during the next decade.”

2025 Unified Transportation Program

What is the Unified Transportation Program?



The Unified Transportation Program (UTP) is TxDOT's 10-year plan that guides the development of transportation projects across the state.



Determines Funding and Distribution

Determines how much transportation funding the state expects to have over the next decade and how to distribute it to address needs across the state.



12 Funding Categories

Organized into 12 funding categories that focus on different highway project types or ranges of activities.



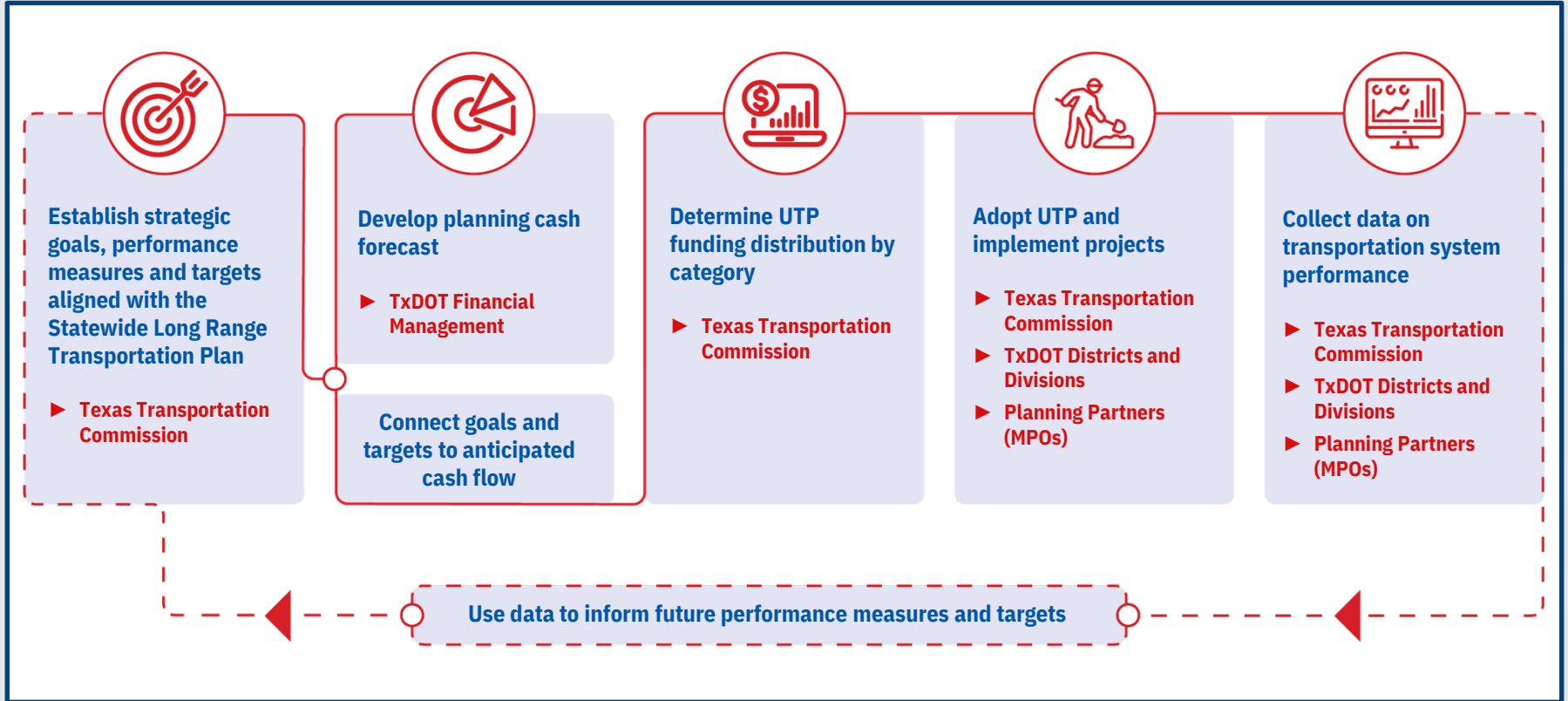
Planning for the Next 10 Years

Includes all transportation projects that TxDOT is developing for construction over the next 10 years.



Mandated by State Law

Required by state law to be approved by the Texas Transportation Commission each year by August 31.



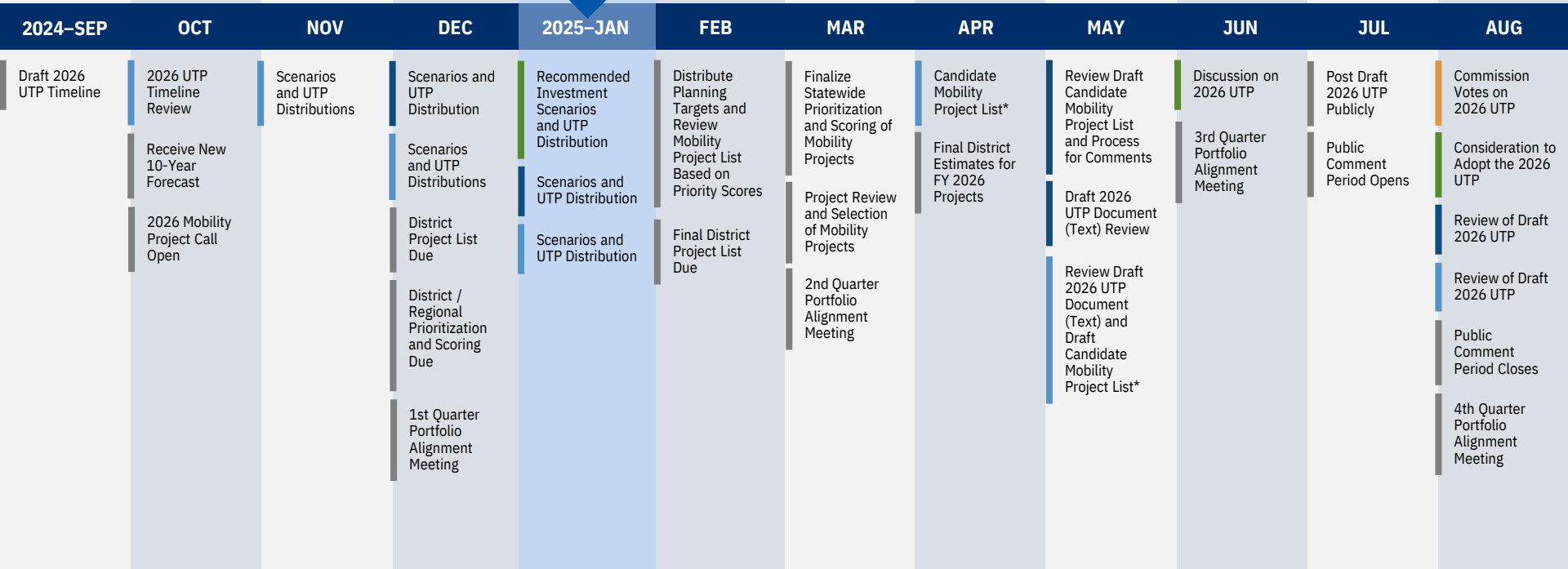
2026 UTP Development Process Timeline



We are here



Annual process involves many stakeholders and steps that include the forecast, funding distribution, scoring and selection of projects and public outreach.



* Staff recommendations

UTP Timeline Key: Commission Actions | Commission Meeting | Chairman and Commissioner Briefings | ADM Briefing | UTP Development

Impacts of Financial Forecast on Draft 2026 UTP Distribution

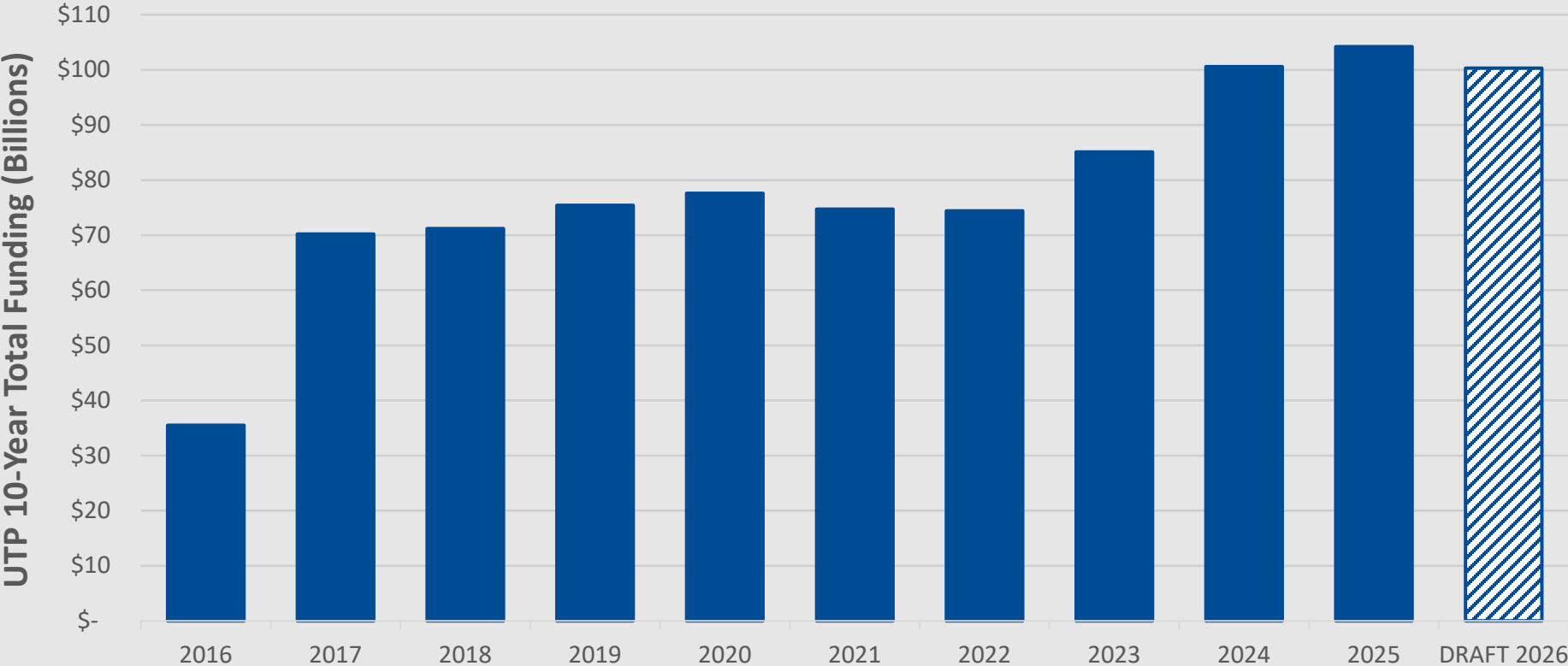


| Changes to UTP Funding | 2025 UTP (\$B) | 2026 UTP (\$B) | Diff. (\$B) |
|--------------------------------|----------------|----------------|----------------|
| UTP Funding Distributions | \$97.6 | \$92.3 | (\$5.3) |
| Cat 3: Non-traditional Funding | \$6.6 | \$8.0 | \$1.4 |
| Total UTP Funding | \$104.2 | \$100.3 | (\$3.9) |

| Changes to UTP Funding Sources | 10-Year Impact (\$B) |
|---|----------------------|
| FY 2035 Addition and FY 2025 Removal | (\$4.5) |
| State Motor Fuel Tax and Vehicle Reg. Fee Adjustments | (\$1.3) |
| Federal Adjustments | \$0.5 |
| Cat 3: Non-traditional Funding | \$1.4 |
| Total Changes between 2025 and 2026 UTP Forecast | (\$3.9) |

Figures may not sum due to rounding; 2026 UTP Category 3 is subject to change

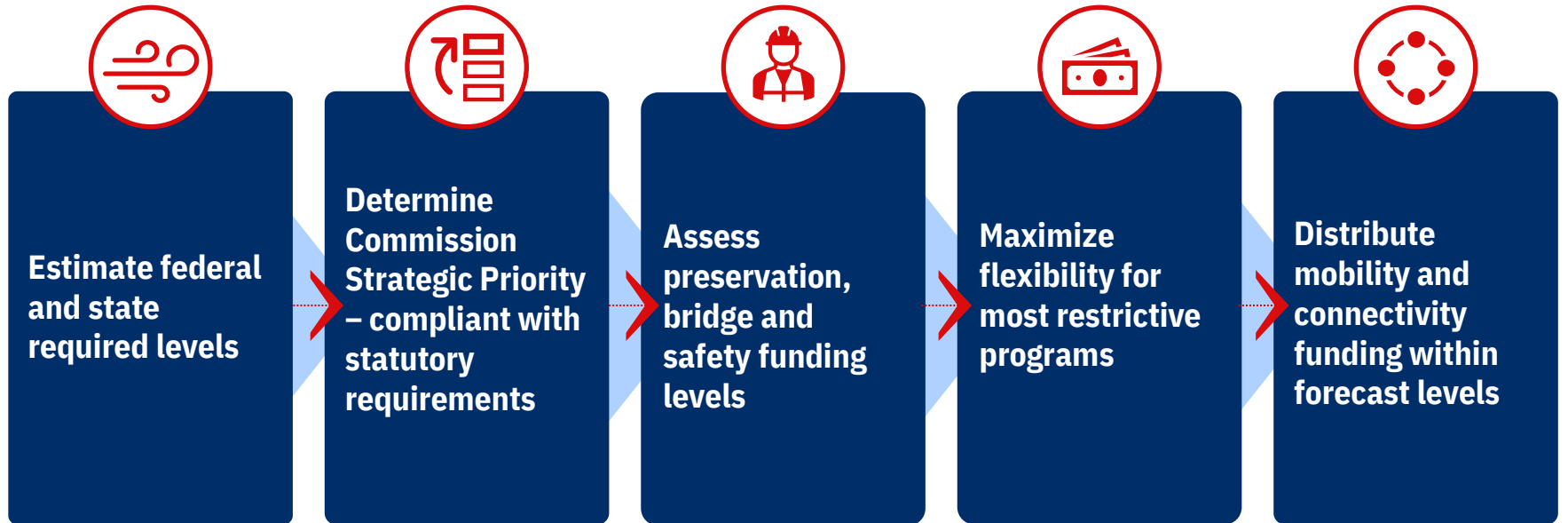
Historical UTP Funding





2026 UTP PLANNING FORECAST INCLUDES FUNDING RELATED TO:

- The Infrastructure Investment and Jobs Act (IIJA)
- State Highway Funds
- The State's Proposition 1 and 7
- Texas Mobility Bond Funds

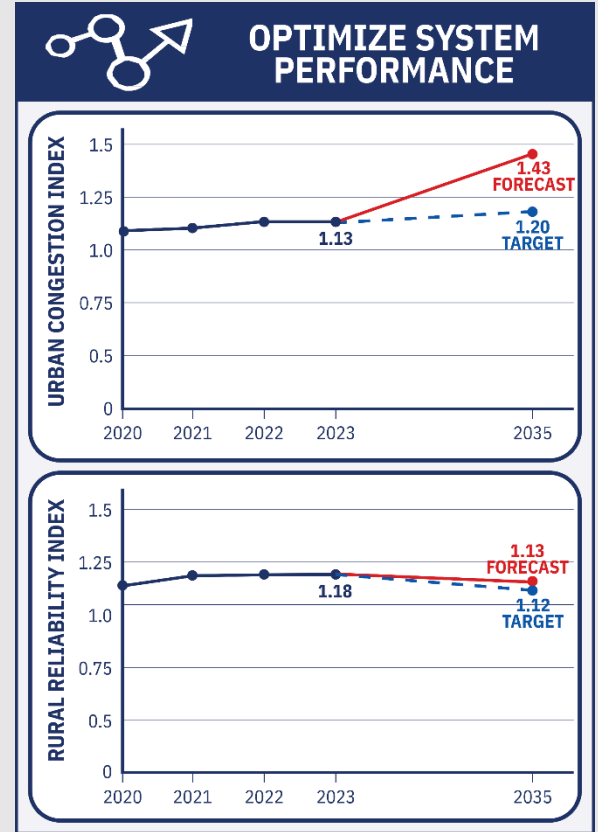
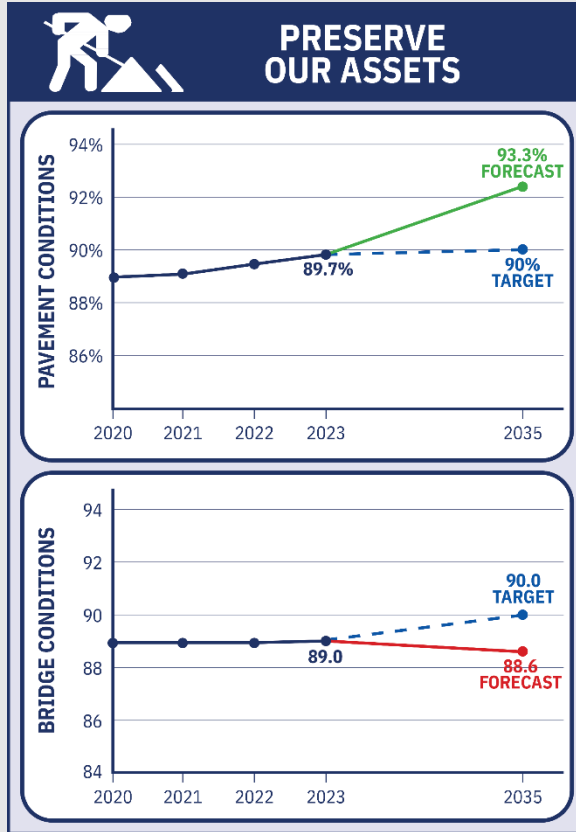
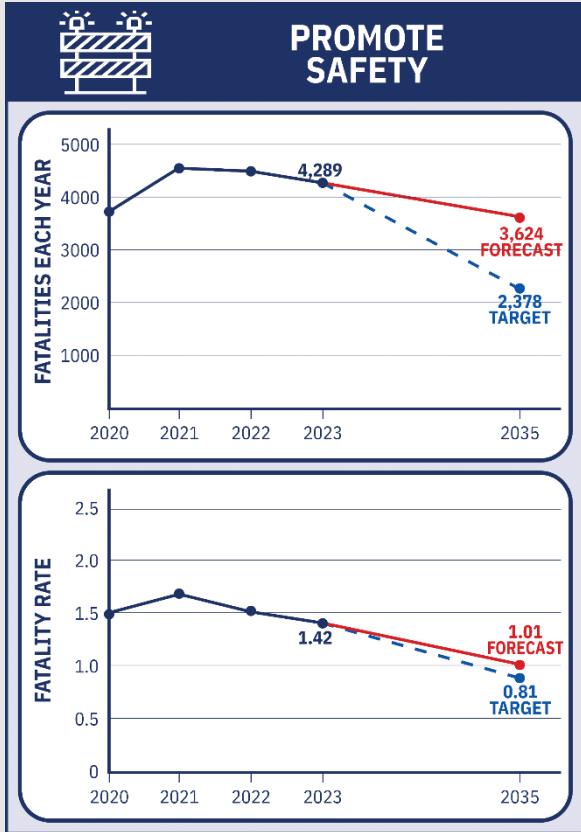


Draft 2026 UTP Distribution and Estimated New Funding Available



| Category and Description | | Draft 2026 UTP New Available Funding | Draft 2026 UTP Distribution |
|--|---|--------------------------------------|-----------------------------|
| 1 | Preventive Maintenance and Rehabilitation | \$2,054,624,195 | \$18,406,812,861 |
| 2 | Metro and Urban Area Corridors | \$385,223,052 | \$9,826,872,045 |
| 4R | Statewide Connectivity Corridors (Rural) | \$162,446,366 | \$9,681,621,998 |
| 4U | Statewide Connectivity Corridors (Urban) | \$90,213,360 | \$7,483,667,233 |
| 5 | Congestion Mitigation and Air Quality | (\$149,359,803) | \$1,937,992,093 |
| 6 | Structures Replacement (Bridges) | \$395,921,717 | \$4,616,141,185 |
| 7 | Metropolitan Mobility and Rehabilitation | \$600,264,205 | \$6,003,153,992 |
| 8 | Safety | \$379,838,771 | \$3,747,421,009 |
| 9 | Transportation Alternatives | \$175,547,783 | \$1,762,738,922 |
| 10 | Supplemental Transportation Projects | \$160,753,724 | \$1,490,710,871 |
| 10CR | Carbon Reduction Program | (\$651,517,008) | \$318,750,145 |
| 11 | District Discretionary | \$629,429,675 | \$2,240,000,000 |
| 11ES | Energy Sector | \$349,796,943 | \$2,714,115,000 |
| 11SF | District Safety | \$241,312,171 | \$1,191,932,030 |
| 12 | Strategic Priority | \$2,074,618,527 | \$14,922,577,470 |
| 12CL | Strategic Priority (Texas Clear Lanes) | \$600,000,000 | \$6,000,000,000 |
| Sub-Total Distribution (Less Cat 3) | | \$7,499,113,678 | \$92,344,506,854 |
| 3 | Non-Traditionally Funded Projects (subject to change) | | \$8,000,000,000 |
| Total Estimated UTP Funding | | | \$100,344,506,854 |
| Estimated Development Costs | | | \$33,500,000,000 |
| Estimated Routine Maintenance Contracts | | | \$10,970,000,000 |
| Total Ten-Year Estimated Investment in Projects | | | \$144,814,506,854 |

Performance Measures, Draft Targets and Current Conditions



*Source: TxDOT Performance Dashboard.



NEXT STEPS IN 2025

Jan

Distribute DRAFT planning targets to the districts and metropolitan planning partners

Feb

Complete statewide scoring for Categories 2,4 and 12 candidate projects

**Mar-
May**

Brief Administration and Commission on progress of project selection and scoring

Jun

Present draft 2026 UTP to Commission

Jul

Begin public involvement

Aug

Request Commission consider adopting 2026 UTP



QUESTIONS