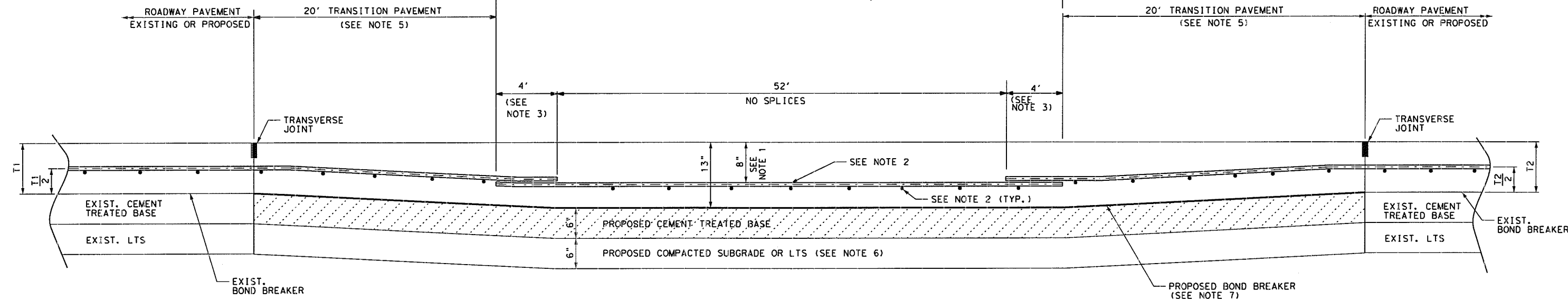
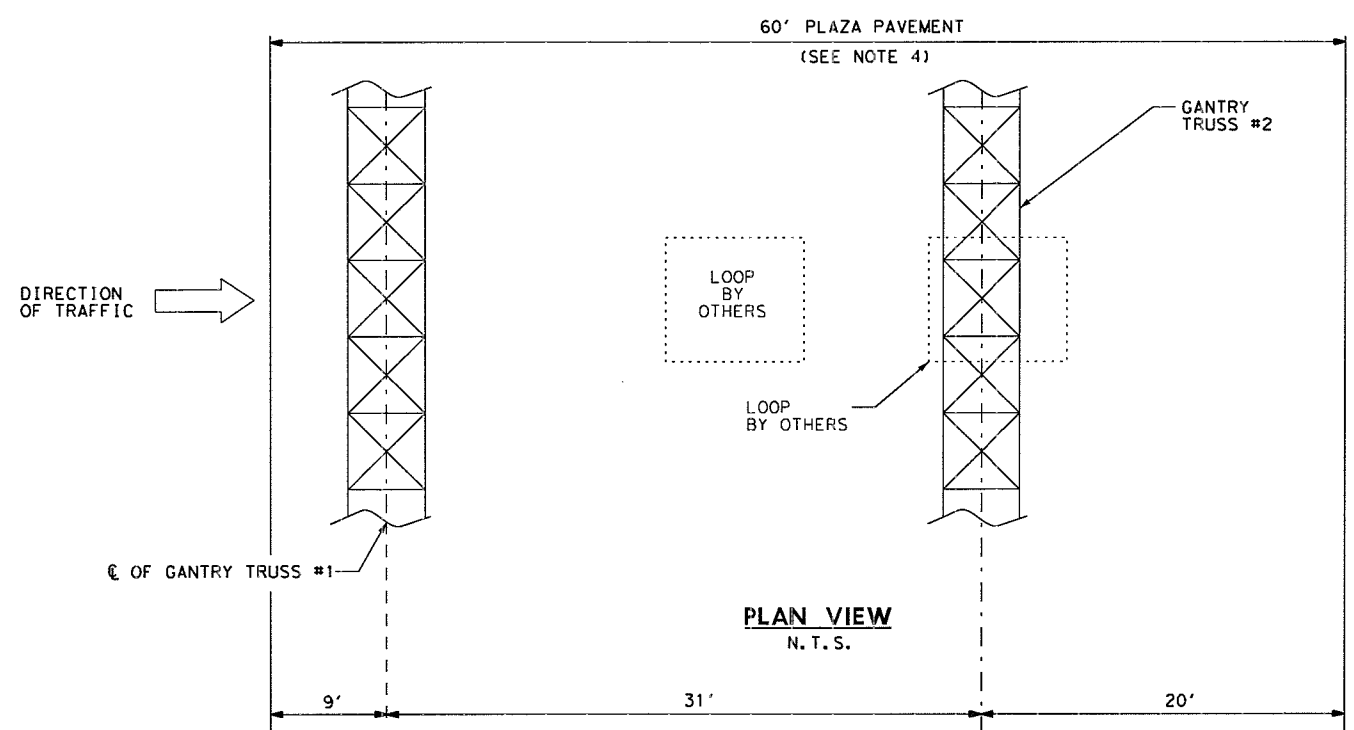


**Texas Department of Transportation
Book 2 – Technical Provisions**

Grand Parkway Project

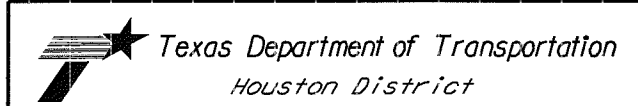
**Attachment 21-2
Plaza Pavement Details**

- NOTES:
1. 8" IS MEASURED FROM TOP OF PAVEMENT TO TOP OF STEEL.
 2. REINFORCING STEEL TO MATCH EXISTING OR PROPOSED ROADWAY PAVEMENT REINFORCEMENT. SEE CRCP (HOUSTON DISTRICT) FOR DETAILS.
 3. NO MORE THAN 1/3 OF BARS MAY BE SPLICED WITHIN A 2' LENGTH.
 4. NO TRANSVERSE JOINTS ARE ALLOWED WITH THE PLAZA PAVEMENT AREA. LONGITUDINAL JOINTS ARE ONLY ALLOWED ON LANE LINES.
 5. TRANSITION PAVEMENT PAID AS PLAZA PAVEMENT.
 6. COMPACTED SUBGRADE SHALL BE DENSITY CONTROLLED AND MAY BE USED AT RAMP PLAZA. LTS SHALL BE USED AT MAINLANE PLAZA.
 7. REINFORCEMENT MUST BE EPOXY COATED WITHIN THESE LIMITS, INCLUDING TRANSITION PAVEMENT.
 8. ALL ACCESSORIES AS TIES, BAR CHAIRS, SUPPORTS OR CLIPS WILL BE NON-FERROUS. PLASTIC, PRECAST MORTAR OR CONCRETE BLOCK SUPPORTS AS APPROVED BY THE ENGINEER MAY BE USED.



PROFILE VIEW
N. T. S.

T1 = APPROACH PAVEMENT THICKNESS
T2 = DEPARTURE PAVEMENT THICKNESS



PLAZA PAVEMENT DETAILS

FILE:	DN:	CK:	DW:	CK:
© TxDOT 2012	DIST	FED REG	PROJECT NO.	SHEET
REVISIONS	HOJ	6		
	COUNTY	CONTROL	SECT	JOB
				HIGHWAY