Texas Highway Safety Plan Annual Report

Fiscal Year 2017

Developed and Prepared by:
The Staff of the Traffic Safety Section
TxDOT Traffic Operations Division
125 E. 11th Street
Austin, Texas 78701-2483
(512) 416-3200

12/31/2017

Save a Life™
TEXAS DEPARTMENT OF TRANSPORTATION

The Honorable Gregory W. Abbott
Governor, State of Texas

Mr. James M. Bass
Executive Director, Texas Department of Transportation
Governor's Highway Safety Representative

Mr. Michael A. Chacon, P.E.
Director, Traffic Operations Division
Texas Department of Transportation

Mr. Terry A. Pence
Traffic Safety Section Director
Texas Department of Transportation

TABLE OF CONTENTS

Executive Summary ***5***
Texas Traffic Safety Program 5
Crash Data 5
Accomplishing Targets 5
Impacts of Hurricane Harvey 7
Planning Future Improvements 7

Section One – Program Summary ***9***
The Traffic Safety Organization 10
Evaluations, Reviews and Audits 14
Legislative Issues 14

Section Two – Crash Data and Trends ***15***
Challenges 16
Crash Summary 16
Problem Identification 17
Targets 17
Solutions 18
Texas Motor Vehicle Crash Facts 18
Performance Measures 19
Data Sources & Glossary for Performance Measures 62

Section Three – Program Area Reports ***65***
Planning and Administration (PA–01) 66
Alcohol and Other Drug Countermeasures (AL–02) 69
Emergency Medical Services (EM-03) 106
Motorcycle Safety (MC-04) 108
Occupant Protection (OP–05) 112
Pedestrian and Bicyclist Safety (PS–06) 128
Police Traffic Services (PT–07) 134
Speed Control (SC–08) 142
Traffic Records (TR–09) 145
Driver Education and Behavior (DE–10) 153
Railroad / Highway Crossing (RH–11) 166
Roadway Safety (RS–12) 168
Safe Communities (SA–13) 171
School Bus (SB–14) 175

TABLE OF CONTENTS, Cont

Section Four – Paid Media Reports ***177***
FY 17 Impaired Driving Prevention Campaigns 178
FY 17 Be Safe Drive Smart Campaign 203
FY 17 Click It or Ticket Campaign 217
FY 17 Motorcycle Safety Awareness Campaign 222
FY 17 Distracted Driving Campaign 225

Section Five – 2017 Texas Traffic Safety Awareness Survey ***231***
FY 17 Texas Traffic Safety Awareness Survey Results 232

Section Six – Financial Summary ***278***
FY 17 Federal Expenditures by Program Area 279
FY 17 Traffic Safety Expenditures 281

Section Seven – Noteworthy Projects ***282***
Overview 283
Statewide Child Passenger Safety Conference, ... 283
SBI for Risky Alcohol Use and Related Behavior Change Among College Students 284
Brazos Valley Injury Prevention Coalition 285
Our Driving Concern: Texas Employer Transportation Safety Program 289
Pedestrian and Bicyclist Safety Outreach 291
Mount Pleasant PD STEP Comprehensive Child Passenger Safety Efforts 292
Mothers Against Drunk Driving East Texas - Take The Wheel 294
Mount Pleasant PD Click It Or Ticket 295
Peer-to-Peer Program for Decreasing Impaired Driving Among College Students 296
Zero Alcohol for Youth Campaign and Statewide Youth Leadership Council 301

Section Eight – Traffic Safety Outlook ***303***
Continued Focus on Alcohol-Related Fatalities 304
Pedestrian Safety 304
Impaired Driving Assessment 304
Traffic Records Assessment 304
Driver Education Assessment 304
SFST Assessment 304
Share the Road 304
Strategic Planning 304
Improved Crash Reporting 305
Continued Enhancements to eGrants 305
Traffic Safety Program Training 306
Lifesavers Conference 306

Appendix A - Project Cross References ***307***
Appendix B - Additional Program Information ***354***

EXECUTIVE SUMMARY

TRAFFIC SAFETY PROGRAM

The Texas Traffic Safety Program at the Texas Department of Transportation (TxDOT) continued its mission of saving lives and preventing injuries through an extensive grants program. In 2017, there were 288 traffic safety projects in the program. The $103,373,099.09 expended in FY 2017 came from federal, state and local sources as follows:

- $38,842,051.97 in federal funds
- $12,475,741.06 in state funds
- $52,055,306.06 in local funds

CRASH DATA

The 2003-2016 Texas Motor Vehicle Crash Statistics are posted at:
http://www.txdot.gov/government/enforcement/annual-summary.html

Federal Funding

Under the FAST Act, TxDOT applied for and received $19,632,210.69 in Sections 402 funds. In addition, $17,076,312.48 in Section 405 federal funding was received beyond the base 402 program. TRF-TS developed a detailed Highway Safety Plan (HSP) and submitted it to NHTSA for FY 2017.

ACCOMPLISHING TARGETS

Education and Training

TxDOT funded a broad spectrum of education and training courses during 2017 including training for professionals to improve job performance.

Enforcement Efforts

Traffic safety enforcement covered the state in the effort to reduce crashes caused by speeding, alcohol and other drugs, running red lights and stop signs, distracted driving, and failure to use safety belts or child passenger safety seats.

Campaigns

Click It or Ticket

Texas participated in the national Click It or Ticket campaign during FY2017, combining a statewide media campaign with enforcement grants across the state. Each campaign media event in 2017 emphasized the 15th anniversary of Click It or Ticket in Texas, and was anchored by a backdrop of a giant sculpture of the number 5,068—a reminder of the estimated lives saved by seat belts since the campaign began in 2002.

Results from a Texas A&M Transportation Institute survey conducted in June 2017 indicate 91.93% of Texans buckled up in 2017. In 2013, the State of Texas began using a new survey methodology to measure seat belt usage rate. This new survey instrument prevents a true comparison to usage rates measured in previous years, thus effectively establishing a new baseline for future comparison of trends.

Before Click It or Ticket (CIOT) enforcement and public education efforts began in Texas in 2002, only 76% of Texans buckled up. The substantial increase in the belt usage rate from 2002 – 2017

translates into an estimated 5,068 fewer Texans killed in traffic crashes and an estimated 86,359 fewer injuries on Texas roadways.

Impaired Driving Mobilization

The Texas Traffic Safety program participated in the national Labor Day impaired driving mobilization in 2017. TxDOT conducted a successful Impaired Driving Mobilization (IDM) by pairing the "Plan While You Can" Labor Day campaign, with IDM STEP grants across the state. A statewide kickoff media event was held in Austin to announce the mobilization, and local media events were conducted in various locations around the state. A website, web banners, outdoor and innovative alternative media materials were used as part of the campaign.

For 2017, the alcohol media plan again included an interactive dodgeball game that uses gaming technology to educate the public about the effects of alcohol on a person's reflexes. As participants play, virtual drinks are added and the players' on-screen avatars become less able to dodge incoming "dodgeballs." The game demonstrates how even one drink can slow reaction times. This flight of the campaign ran mid-August through Labor Day weekend and into mid-September, a time of year when people celebrate the end of summer, and college students return to school. Bold graphics and large visuals on the outside of the truck and on the barricade banners helped to garner attention at events, and the interactive gaming experience was very attractive to the target audience. To engage these audiences, we scheduled tour stops at several colleges and festivals: University of Texas – Austin, University of Texas – El Paso, Midwestern Texas State University (Wichita Falls), TX A&M - Commerce Football Game (Paris), North Texas State Fair (Denton), Brady Goat Cook-off, West Texas Fair & Rodeo (Abilene), Jefferson Cruise Night, Amarillo Bulls Hockey Game, Childress United Supermarket, and Fiesta Patrias (Ft. Worth).

Summary of Campaigns

TxDOT's traffic safety campaigns spanned the calendar. Campaigns for Fiscal Year 2017 In addition to the Click It or Ticket and Impaired Driving Mobilization, TxDOT conducted a series of successful traffic safety campaigns including:

- *Talk.Text.Crash*. A Distracted Driving Campaign
- *Plan While You Can*. A statewide impaired driving prevention campaign that included the following targeted flights:
    - Football Game Day
    - Christmas / Holiday
    - College and Young Adult (Spring Break)
    - Hispanic Audience (Cinco de Mayo)
    - Faces of Drunk Driving
    - Labor Day
- Be Safe Drive Smart. A multi-focus campaign which includes:
    - General Topics
        - Pedestrian Safety
        - Drowsy Driving
        - School Zone Safety
        - Speeding
        - Winter Driving
        - Flash Flooding
    - Energy Sector Safety
    - I-35 Corridor
        - Work Zone Safety
- Share the Road / Look Twice / There's a Life Riding on It. A motorcycle awareness campaign.

IMPACTS OF HURRICANE HARVEY

The effects of Hurricane Harvey on Texas' economy and communities were profound and the storm's impact on the state is still being felt in dozens of communities. Some Texas Traffic Safety grants were unable to fully expend their FY 2017 budgets as communities turned their energies to recovery in the wake of Harvey. TxDOT will continue to report on these effects as recovery continues, and more information becomes available.

FUTURE IMPROVEMENTS

Continued Focus on Alcohol-Related Fatalities

From 2014 – 2016, Texas experienced a slight decrease in alcohol-related fatalities from 1,446 in 2014 to 1,438 in 2016 (FARS). Alcohol continues to be a major contributing factor in traffic crashes and fatalities. Future program efforts need to continue to include education, training, and enforcement projects to address this problem.

Share the Road

From 2014 – 2016, Texas experienced an increase in motorcyclist fatalities from 451 in 2014 to 490 in 2016 (FARS). In 2016, motorcycles accounted for 12.9% of the fatalities, an increase from 12.7% in 2014, yet motorcycles still represent less than 2% of the vehicle mix. Of the 490 motorcycle driver or motorcycle passenger deaths in 2016, 54% of those killed were not wearing helmets. Additional attention needs to be placed on motorcycle training, being properly licensed, wearing protective equipment, impaired driving, and enhancing public information and education campaigns such as Share the Road to improve motorcycle safety. TxDOT plans to use additional state funding in addition to the federal funding in FY 2018.

Distracted Driving

The passage of the statewide texting and driving ban by the 85th Texas Legislature in 2017 brought a new responsibility for the Texas Traffic Safety Program: to inform Texas drivers about the new law, while continuing to educate and inform the traveling public about the dangers of distracted driving in all forms.

Pedestrian Safety

Texas experienced an increase in pedestrian from 549 in 2015 to 672 in 2016. TxDOT will be seeking opportunities to develop programs, training, and education related to pedestrian safety.

Planning

The strategic planning process for the Traffic Safety Program involves the development of long- and short-term strategies. It provides the general mission of the Traffic Safety Program and is created through a process that includes input from TRF-TS Project and Program Managers and other program partners. The process also includes the review of past and current data and trends; review of past performance with program area managers; meetings with and input from traffic safety partners; review of crash data analysis compiled by TxDOT and others; and validation of draft strategies and targets.

Partner/stakeholder input is gathered through various means including regular Traffic Records Coordinating Committee (TRCC) meetings; data analysis from traffic records (TxDOT and other State and local agencies); meetings of the Impaired Driving Task Force and the Motorcycle Safety Coalition; grant monitoring sessions; coalition meetings with local law enforcement and partners; meetings and information sharing with Federal partners such as NHTSA and FHWA; studies and research projects from universities and institutions of higher learning; and survey results from media campaigns and research institutes. It is through the analysis and synthesis of these data and the stringent

requirements placed on potential subgrantees and contractors that the State's traffic safety problems are identified and prioritized for inclusion in the annual HSP. Available information and data analysis are compiled to document data-driven problem identification, identification of emphasis program areas, and identification of other topics that need to be addressed with the overall goal of the reduction of crashes, injuries, and deaths on Texas' roadways.

The TRF-TS remains in contact and coordinates with Texas A&M Transportation Institute and other stakeholders to update the SHSP and work towards to the goals identified in the SHSP. When goals are listed in the SHSP, especially the first three core measures, the HSP will mirror those goals in scope. When other goals in the SHSP are also listed in this HSP, when appropriate and reasonable, the HSP will mirror those goals as well. If goals required for the HSP are not present in the SHSP, then the TRF-TS will employ goal setting for those particular program areas.

As a result, these two plans are synched and strive to align in as many areas as possible to ensure a common vision and direction. The charts containing the data for core measures is also contained in the strategic highway safety plan. The core measures contained in these plans match and have the identical outcomes.

Improved Crash Reporting

TxDOT developed and implemented Agency XML Submission Services as a means for agencies with an internal application to submit Texas Peace Officer's Crash Reports (CR-3) electronically, and Texas continues to improve electronic reporting. At the end of 2012, there were four agencies submitting via XML Submission Services. At the end of 2017, there are 38 agencies submitting via XML Submission Services. TxDOT also continued to add law enforcement agencies to the Crash Analysis for Safer Highways (CRASH) application. At the end of 2017, 545 agencies, an increase from the 467 that were submitting in 2016, were using CRASH to submit their crash reports electronically. The percentage of crashes submitted electronically using either CRASH or XML submission services has increased from 53.87% in 2013 to 91.6% in 2017. Both applications eliminate the need for agencies to report by submitting paper forms, and improve the timeliness and accuracy of the data received.

Senate Bill 312, which takes effect September 1, 2019, mandates that all Peace Officer Crash Reports (CR-3) are to be submitted electronically. This measure has the potential to further improve crash reporting for the state of Texas.

Section One
PROGRAM SUMMARY

PROGRAM

The Texas Traffic Safety Program is managed by the Traffic Safety Section (TRF-TS) within the Traffic Operations Division (TRF) of the Texas Department of Transportation (TxDOT). The following table describes the primary mission, Target and strategy of the program.

Mission Statement	Target	Strategy
To operate in a manner that saves lives and prevents injuries.	Identify traffic safety problem areas to reduce the number and severity of traffic-related crashes, injuries, and fatalities.	The use of information, technology, resources and skills to identify priority traffic safety issues, plan initiatives, generate coordinated action, and evaluate and communicate results.
This directly supports the TxDOT mission: "Through collaboration and leadership, we deliver a safe, reliable, and integrated transportation system that enables the movement of people and goods".		

Program Areas

Texas planned and implemented an extensive and diverse traffic safety program in FY 2017, with projects in the following program areas:

01 - Planning and Administration (PA)
02 - Alcohol and Other Drug Countermeasures (AL)
03 - Emergency Medical Services (EM)
04 - Motorcycle Safety (MC)
05 - Occupant Protection (OP)
06 - Pedestrian/Bicycle Safety (PS)
07 - Police Traffic Services (PT)
08 - Speed Control (SC)
09 - Traffic Records (TR)
10 - Driver Education and Behavior (DE)
11 - Railroad / Highway Crossing (RH)
12 - Roadway Safety (RS)
13 - Safe Communities (SA)
14 - School Bus Safety (SB)

Program Funding

Funding is from the National Highway Traffic Safety Administration (NHTSA), a division of the U.S. Department of Transportation (USDOT). Traffic safety grants are awarded annually to state, local and non-profit agencies across Texas. Grants for FY 2017 were awarded based on the merits of the specific proposed project, relevance to the current traffic safety issues as identified by the state, and the approval of the Texas Transportation Commission and NHTSA.

On May 26, 2016, the Texas Transportation Commission approved funding for the *FY 2017 Texas Highway Safety Plan (HSP)*, which described how federal highway safety funds would be programmed consistent with the guidelines, priority areas, and other Section 402 requirements.

TRAFFIC SAFETY ORGANIZATION

The Texas Traffic Safety Program is managed by the Traffic Safety Section of TxDOT's Traffic Operations Division; with program management staff located at Austin headquarters and traffic safety specialist field staff stationed across the state in support of the 25 TxDOT Districts. The organizational charts on the following pages show the hierarchy of the traffic safety team, Section, Division, and Agency. (See Figures 1.1 – 1.3)

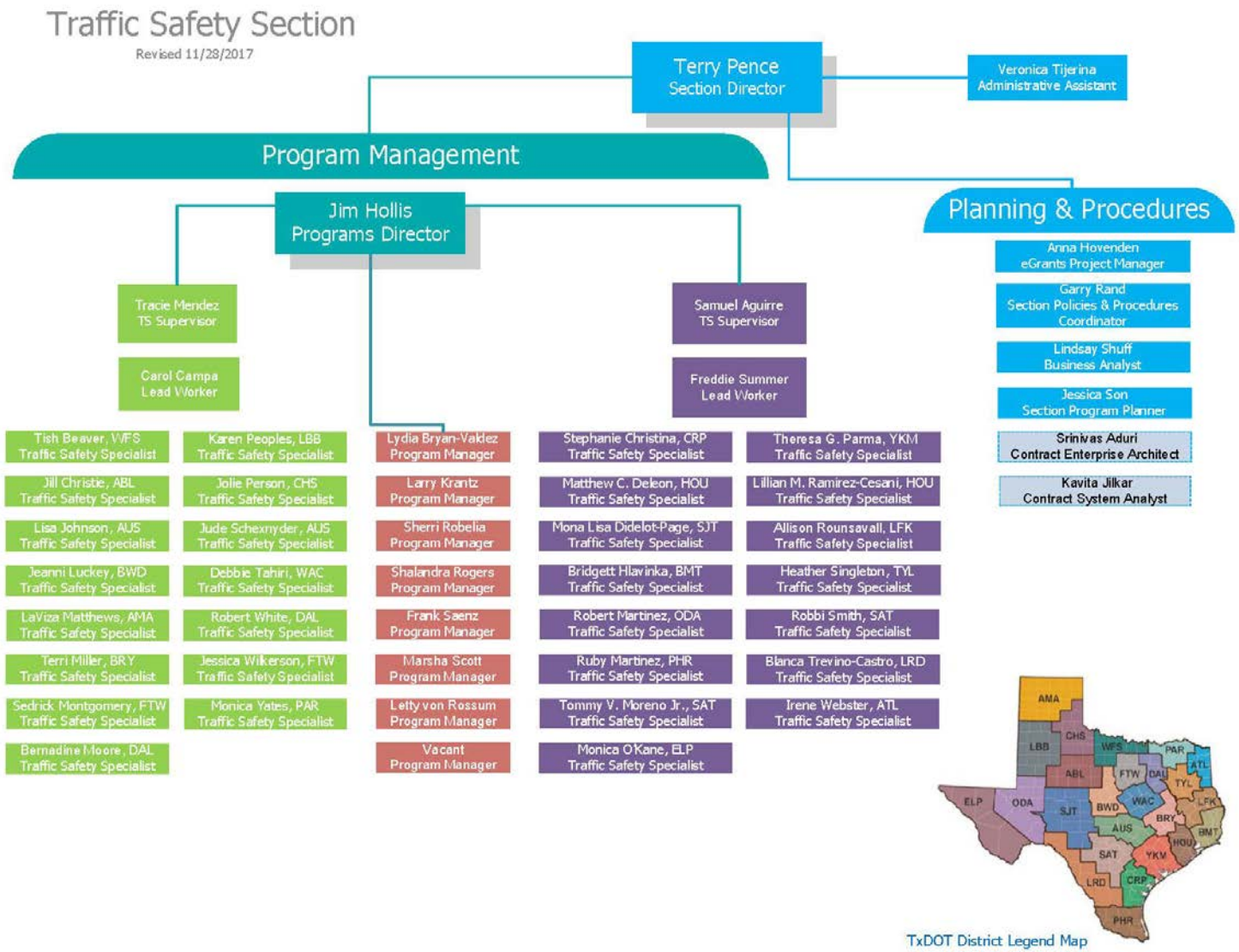

Figure 1.1: TxDOT Traffic Safety Organizational Chart

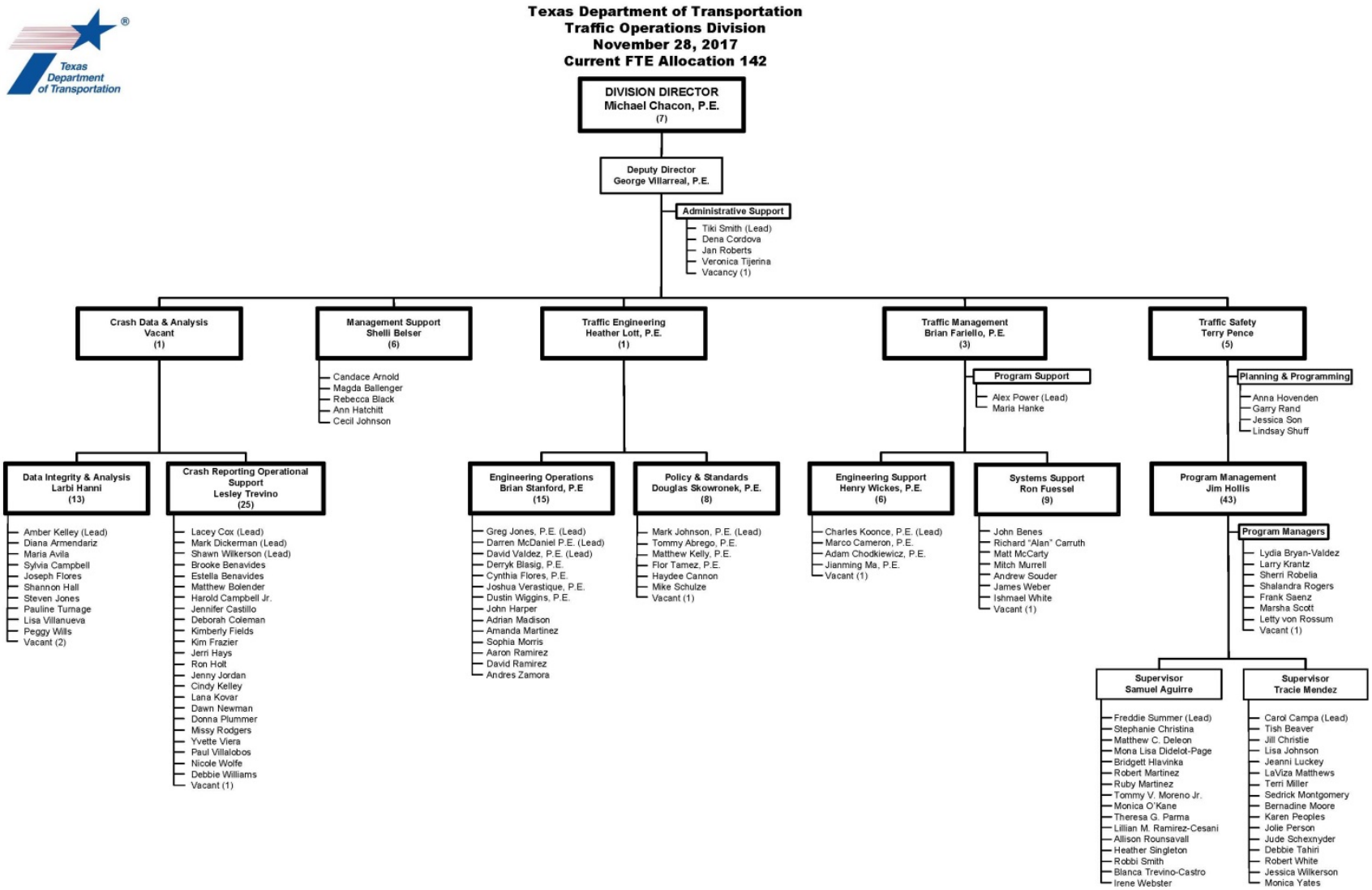

Figure 1.2: TxDOT Traffic Operations Division Organizational Chart

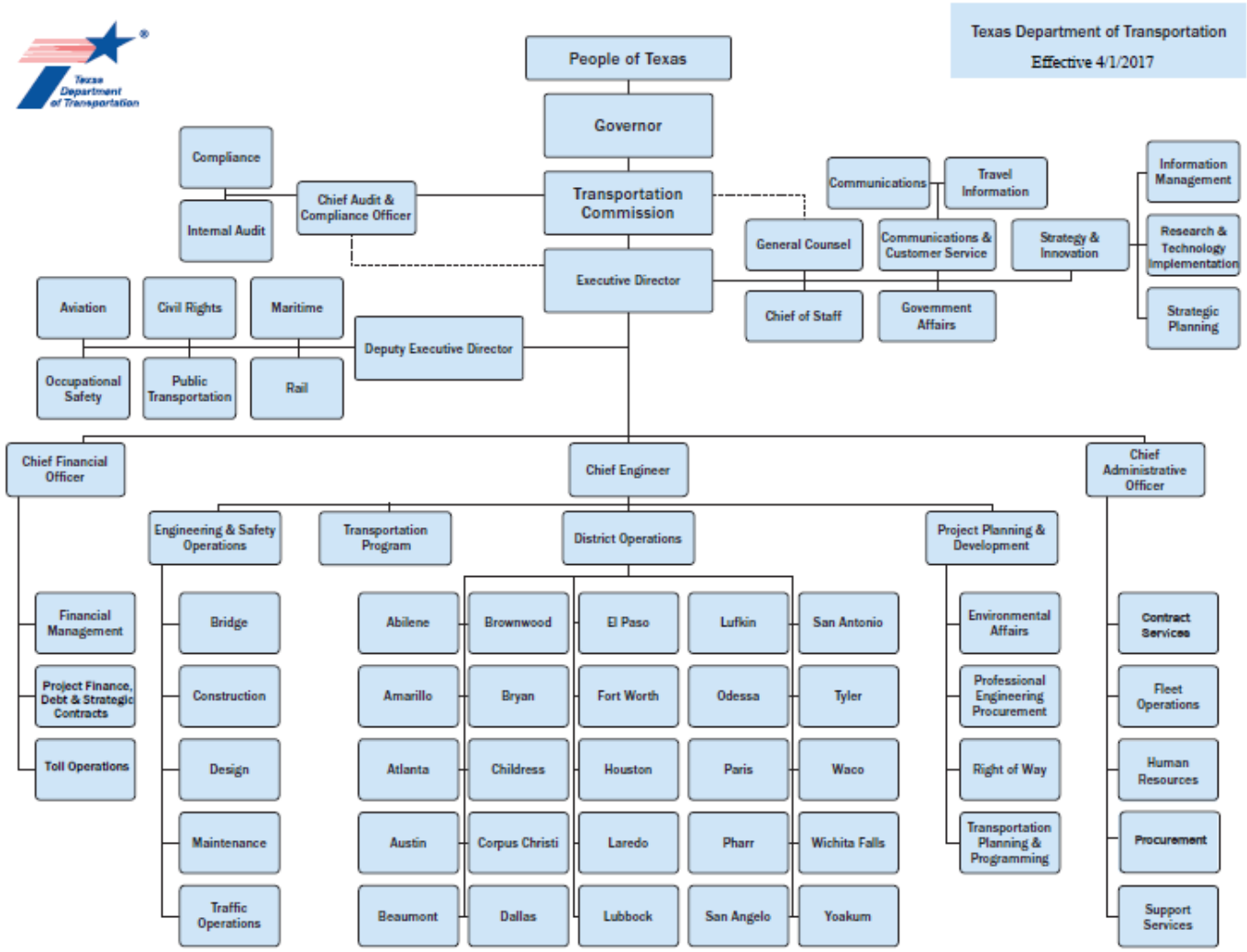

Figure 1.3: TxDOT Organizational Chart

EVALUATIONS, REVIEWS AND AUDITS

First and Last Voucher Review

March and August 2017 – NHTSA

NHTSA

TxDOT provided a status report to NHTSA on the Recommended Action Plan for the FY 2016 NHTSA Management Review.

TxDOT

Internal Audit – Reporting Closeout

An audit of the Texas Traffic Safety Program was conducted April – August by TxDOT's Internal Audit Division, to evaluate the grant management closeout reporting process for traffic safety grants. The purpose of the evaluation was to determine whether the grant closeout process ensures accurate reporting of local match amounts, and timely submission of required federal reporting. TxDOT Traffic Safety Program received an overall assessment of "satisfactory." Additionally, the audit team provided one recommendation to improve processes relating to the development and maintenance of policies and procedures; and retention of records and supporting evidence. Documentation was submitted to the Compliance Division to confirm the recommendation was complete.

Internal Audit – Grant Reimbursement

In FY 2017, TxDOT successfully closed the Management Action Plan created in 2016 in response to the grant reimbursement audit of the Texas Traffic Safety Program.

LEGISLATIVE ISSUES

The Texas Legislature convened the 85th Texas Legislative in January 2017. The legislature in Texas meets every two years. The most significant new legislation in terms of Texas traffic safety is the passage of a statewide texting and driving ban. HB 62 relates to the use of a wireless communication device while operating a motor vehicle, and establishes penalties and fines.

Several provisions in SB 312 will enhance the quality of Texas crash data and analysis. Peace Officers are now required to file all crash reports electronically, which will increase the accuracy of reports and the speed of filing. Another provision of SB 312 eliminates the requirement for the Texas Department of Transportation to collect the CR 2, a document completed by drivers for crashes with no serious injuries and minimal property damage. CR2s had not been used in crash data, due to the subjective nature of reports completed by drivers.

The text, history and status of all Texas legislation are located at: http://www.capitol.state.tx.us/.

Section Two

CRASH DATA AND TRENDS

CHALLENGES

Alcohol-related Crashes

Crashes, injuries and fatalities caused by drunk drivers continue to be the major traffic safety problem in Texas. According to FARS data, Texas' alcohol-impaired driving fatality rate was greater than the national average rate each year for 2008 - 2016.

Occupant Protection

Based on statewide surveys completed by the Texas A&M Transportation Institute in June of 2017, 91.93 % of Texans buckled up in 2017 compared to the 91.61% during 2016. Before Click It or Ticket (CIOT) enforcement and public education efforts began in Texas in 2002, only 76.1% of Texans buckled up. The substantial increase in the belt usage rate from 2002-2017 translates into an estimated 5,068 fewer Texans killed in traffic crashes and an estimated 86,359 fewer serious injuries on Texas roadways. The challenge for the future is to maintain our belt usage rate while devising new strategies to impact the "hard to reach" population. To accomplish this, TxDOT plans to implement a more robust occupant protection program, to include elements in high-visibility enforcement, training, regional task forces, and media.TxDOT will also work in conjunction with stakeholders and regional coalitions to increase the usage rates of seat belts and child restraints to reduce the incidence of unrestrained drivers and passengers, and associated injuries and deaths from these traffic crashes.

From 2002-2017, the use of safety belts in our state has saved the State of Texas and society an estimated $17.9 billion in wage and productivity losses, medical expenses, administrative expenses, motor vehicle damage, employer costs, taxes, insurance premiums, travel delays and a measure of the value of lost quality of life. The economic impact was derived from using the average comprehensive costs on a per-injured-person basis from 2001 provided by the National Safety Council. These numbers were adjusted to actual fatality and injury numbers from motor vehicle crashes in Texas in 2001.

The significant improvement in safety belt use is attributed to increased enforcement, a large public information and education campaign, statewide increase in local community involvement, as well as strong campaign participation and support from the National Highway Traffic Safety Administration (NHTSA) Region 6.

CRASH SUMMARY

TxDOT has data from 2003 through 2016. FARS data for 2014 - 2016[1] is listed in the table below.

		2014	2015	2016
Number of Texas Fatalities	*TxDOT Data*	*3,538*	*3,581*	*3,793*
	FARS Data	*3,536*	*3,582*	*3,776*
Miles Driven in Texas (Millions)	*TxDOT Data*	*242,989*	*258,122*	*271,263*
	FARS Data	*243,076*	*258,122*	*Not Available*
Mileage Death Rate (Persons killed per 100 million vehicle miles traveled)	*TxDOT Data*	*1.46*	*1.39*	*1.40*
	FARS Data	*1.45*	*1.39*	*Not Available*
Texas Population	*TxDOT Data*	*27,161,942*	*27,695,284*	*28,240,245*
	FARS Data	*26,944,751*	*27,429,639*	*27,862,596*
Population Death Rate (Persons killed per 100,000 Texas Population)	*TxDOT Data*	*13.03*	*12.93*	*13.43*
	FARS Data	*13.12*	*13.06*	*13.55*

[1] Information was retrieved from https://cdan.nhtsa.gov/SASStoredProcess/guest#TAB8B on December 8, 2017.

PROBLEM IDENTIFICATION

TxDOT and TRF coordinate the development and implementation of highway safety performance targets, strategies, and objectives for each program area based on the problems identified in each area. These problem areas are based on both the national issues identified by NHTSA, and the statewide issues specific to Texas. The crash data listed on the previous page is used to show the trends of these issues, and is used as a baseline to demonstrate improvement in each area. The agencies that Texas works with to identify these problem areas, and determine how to address them, include the following but are not limited to; AAA-Texas, AARP, MADD-Texas, Texas Department of Public Safety (TxDPS), Texas Department of State Health Services (DSHS), Texas A&M Transportation Institute (TTI), Texas Agrilife Extension Service, Texas Engineering Extension Service (TEEX), and the NHTSA Region 6.

TARGETS

For Fiscal Year 2017, the following Targets were identified:

- To reduce the number of motor vehicle crashes, injuries and fatalities
- To provide effective and efficient management of the Texas Traffic Safety Program
- To reduce the number of alcohol impaired and driving under the influence of alcohol and other drug-related crashes, fatalities and injuries
- To reduce the number of DUI-related crashes where the driver is under age 21
- To improve EMS care and support provided to motor vehicle trauma victims in rural and frontier areas of Texas
- To reduce the number of motorcyclist fatalities
- To increase occupant restraint use in all passenger vehicles and trucks
- To reduce the number of motor vehicle-related pedestrian and bicyclist fatalities
- To increase effective enforcement and adjudication of traffic safety-related laws to reduce fatal and serious injury crashes
- To reduce commercial motor vehicle crashes, injuries and fatalities involving vehicles with a vehicle body type of “Semi-Trailer” or “Truck Tractor.”
- To reduce the number of speed-related fatal and serious injury crashes
- To improve the timeliness of, quality of, availability of, and linkages of traffic records data bases
- To increase public knowledge, perception and understanding of driver education and traffic safety for all road users
- To reduce the number of crashes and injuries related to distracted driving
- To reduce KAB crashes at railroad/highway crossings
- To reduce the number of traffic crashes, injuries, and fatalities in work zones per 100 million vehicle miles traveled
- To increase knowledge of roadway safety and current technologies among people involved in engineering, construction, and maintenance areas at both the state and local level
- To establish integrated community traffic safety programs to prevent traffic-related fatalities and injuries
- To reduce school bus-related crashes, injuries and fatalities

SOLUTIONS

Based on this problem identification information, and the defined Targets, Texas works with state and local agencies, as well as public and private organizations to develop and submit project proposals designed to support those Targets and strategies. *Please refer to Section Three: Program Area Reports and Section Four: Paid Media Reports for more details.*

2016 TEXAS MOTOR VEHICLE CRASH FACTS

The Fatality Rate on Texas roadways for 2016 was 1.44 deaths per hundred million vehicle miles traveled. This is a 3.59% increase from 2015.	**Based on reportable crashes in 2016:** ➢ 1 person was killed every 2 hours 20 minutes ➢ 1 person was injured every 1 minute 59 seconds ➢ 1 reportable crash occurred every 57 seconds
Texas experienced an increase in the number of motor vehicle traffic fatalities. The 2016 death toll of 3,773 was an increase of 5.45% from the 3,578 deaths recorded in 2015.	Of all persons killed in vehicles where restraint usage was applicable and usage was known in 2016, 43.71% were reported as not restrained when the fatal crash occurred.
There were 14,202 serious injury crashes in Texas in 2016 with 17,582 people sustaining a serious injury*.	265,076 persons were injured in motor vehicle traffic crashes in 2016.
The annual vehicle miles traveled in Texas during 2016 reached 261.994 billion, an increase of 1.5% over the 258.122 billion traveled in 2015.	There were 496 motorcyclists (operators and passengers) killed in 2016. Fifty three percent (53%) of motorcyclists killed were not wearing helmets at the time of the crash.
Fatalities in traffic crashes in rural areas of the state accounted for 51.47% of the state's traffic fatalities. There were 1,942 deaths in rural traffic crashes.	Pedestrian fatalities totaled 678 in 2016. This is a 21.5% increase from 2015.
Single vehicle, run-off the road crashes resulted in 1,293 deaths in 2016. This was 34.27% of all motor vehicle traffic deaths in 2016.	Pedalcyclist fatalities totaled 65 in 2016. This is a 25% increase from 2015.
In 2016 there were 814 people killed in crashes occurring in intersections or related to an intersection.	In 2016, there were 987 people killed in motor vehicle traffic crashes where a driver was under the influence of alcohol. This is 26% of the total number of people killed in motor vehicle traffic crashes.
There were 638 people killed in head-on crashes in 2016.	During 2016, more DUI - Alcohol crashes were reported in the hour between 2:00 am and 2:59 am than any other hour of the day. Also, more of these crashes occurred on Saturday than any other day of the week.
Saturday, October 29th and Sunday February 21st were the deadliest days in 2016 with twenty-three (23) persons killed in traffic crashes. October was the deadliest month with 382 persons killed.	In 2016, there were 455 people killed in crashes involving distracted driving. This is a 5% decrease from 2015.

Information contained in this report represents reportable data collected from Texas Peace Officer's Crash Reports (CR-3) received and processed by TxDOT as of April 20, 2017. Retrieved from http://ftp.dot.state.tx.us/pub/txdot-info/trf/crash_statistics/2016/01.pdf

PERFORMANCE MEASURES

Texas performance measures for 2017 are outlined in Tables 2.1 – 2.15 by program area.

Table 2.1

Overall State Goals						
Goals	**Strategies**	**Performance Measures**	**Reference**	**Baseline 2014/2015**	**Target 2017**	**Actual**
To reduce the number of motor vehicle crashes, injuries and fatalities	All	1. Total Traffic Related Fatalities (FARS) (C-1)	Figure 1	3,538 Fatalities (2014, FARS)	3,886 Fatalities (2017, FARS)	3,776 (2016, FARS)
		2. Total Traffic Related Fatal Crashes (FARS)	Figure 2	3,190 Fatal Crashes (2014, FARS)	3,467 Fatal Crashes (2017, FARS)	3,124 (2015, FARS)*
		3. Total Incapacitating Injuries (TxDOT) (C-2)	Figure 3	13,616 Total Incapacitating Injuries (2015, CRIS)	14,576 Total Incapacitating Injuries (2017, CRIS)	17,600 (2016, CRIS)
		4. Fatalities Per 100 Million Vehicle Miles (FARS) (C-3)	Figure 4, Figure 5	1.46 Fatalities Per 100 Million Vehicle Miles Traveled (2014, FARS)	1.56 Fatalities Per 100 Million Vehicle Miles Traveled (2017, FARS)	1.39 (2015, FARS)*
		5. Rural Fatalities Per 100 Million VMT (FARS - Rural) (C-3a)	Figure 6	2.62 Rural Fatalities Per 100 Million VMT (2014, FARS)	2.77 Rural Fatalities Per 100 Million VMT (2017, FARS)	2.17 (2015, FARS)*
		6. Urban Fatalities Per 100 Million VMT (FARS – Urban) (C-3b)	Figure 6	1.000 Urban Fatalities Per 100 Million VMT (2014, FARS)	1.08 Urban Fatalities Per 100 Million VMT (2017, FARS)	.66 (2015, FARS)*

***2016 data not available on FARS website.**

Table 2.2

01 - Planning and Administration (PA)						
Goals	**Strategies**	**Performance Measures**	**Reference**	**Baseline 2014/2015**	**Target 2017**	**Actual**
To provide effective and efficient management of the Texas Traffic Safety Program	Provide training and assistance for local and statewide traffic safety problem identification. Provide procedures and training on highway safety planning and project development. Ensure availability of program and project management training. Review and update program procedures as needed. Conduct periodic project monitoring and evaluation of traffic safety activities. Perform accurate accounting and efficient reimbursement processing. Maintain coordination of traffic safety efforts and provide technical assistance. Provide technical assistance and support for the Strategic Highway Safety Plan.	7 a.Publication of Traffic Safety Program deliverable Annual Report. (TxDOT)	N/A	FY 2015 Annual Report	2016 Annual Report	2016 Annual Report
		7 b. Publication of Traffic Safety Program deliverable HSP (TxDOT)	N/A	FY 2016 Highway Safety Plan	FY 2017 Highway Safety Plan	FY 2017 Highway Safety Plan
		7 c. Publication of Traffic Safety Program deliverable response to Management Review (TxDOT)	N/A	-	Program deliverable response to Management Review	Response submitted for FY 2016 Action Plan
		8 a. Number of training sessions provided. (TxDOT)	N/A	1 FY 2015 Highway Safety Program Management Course	1 Highway Safety Program Management Course	1 *Managing Highway Safety Programs* Course 1 *TxDOT Traffic Safety Grant Management* Course
		8 b. Number of training sessions provided. (TxDOT)	N/A	1 eGrants Training	1 eGrants Training	1 eGrants Proposal Training

Table 2.3

02 - Alcohol and Other Drug Countermeasures (AL)						
Goals	**Strategies**	**Performance Measures**	**Reference**	**Baseline 2014/2015**	**Target 2017**	**Actual**
To reduce the number of alcohol impaired and driving under the influence of alcohol and other drug-related crashes, fatalities and injuries.	Increase and sustain high visibility enforcement of DWI laws. Improve BAC testing and reporting to the State's crash records information system. Improve anti-DWI public information and education campaigns including appropriate bilingual campaigns. Increase the number of law enforcement task forces and coordinated enforcement campaigns. Increase training for anti-DWI advocates. Increase intervention efforts. Improve and increase training for law enforcement officers. Improve DWI processing procedures. Improve adjudication and processing of DWI cases through improved training for judges, administrative license revocation judges, prosecutors, and probation officers. Increase the use of warrants for mandatory blood draws. Educate the public and stakeholders on the use of interlock devices and other alcohol monitoring technologies for DWI offenders.	9. Alcohol-Impaired Driving Fatalities (BAC=.08+) (C-5) (FARS)	Figure 7	1,446 Alcohol-Impaired Driving Fatalities (BAC=.08+) (FARS, 2014)	1,515 Alcohol-Impaired Driving Fatalities (BAC=.08+) (FARS, 2017)	1,438 Alcohol-Impaired Driving Fatalities (BAC=.08+) (FARS, 2016)
		10. DUI Incapacitating Injuries (CRIS)	Figure 8	2,598 DUI Incapacitating Injuries (CRIS, 2015)	2,474 DUI Incapacitating Injuries (CRIS, 2017)	2,724 DUI Incapacitating Injuries (CRIS, 2016)
		11. Alcohol-impaired VMT Fatality Rate (FARS)	Figure 9	0.60 Alcohol-impaired VMT Fatality Rate (FARS, 2014)	0.60 Alcohol-impaired VMT Fatality Rate (FARS, 2017)	0.53 Alcohol-impaired VMT Fatality Rate (FARS, 2016)
To reduce the number of DUI-related crashes where the driver is under age 21	Improve education programs on alcohol and driving for youth. Increase enforcement of driving under the influence by minors laws. Increase public education and information, concentrating on youth age 5-13 and 14-20, including parent education on drinking.	12. Percentage of Alcohol Fatalities To Total Fatalities (FARS)	Figure 10	41.0% of Total Fatalities that are Alcohol-impaired (FARS, 2014)	42.0% of Total Fatalities that are Alcohol-impaired (FARS, 2017)	38.0% of Total Fatalities that are Alcohol-impaired (FARS, 2016)
		13. Number of Impaired Driving Arrests on Grant Funded Enforcement Activities (TxDOT eGrants)	N/A	6,744 Impaired Driving Arrests on Grant Funded Enforcement Activities (TxDOT eGrants, 2015)	No Target Set - Number of Impaired Driving Arrests on Grant Funded Enforcement Activities (TxDOT eGrants, 2017)	5,048 Impaired Driving Arrests on Grant Funded Enforcement Activities (TxDOT eGrants, 2017)

Table 2.4

03 - Emergency Medical Services (EM)						
Goals	**Strategies**	**Performance Measures**	**Reference**	**Baseline 2014/2015**	**Target 2017**	**Actual**
To improve EMS care and support provided to motor vehicle trauma victims in rural and frontier areas of Texas.	To increase the availability of EMS training in rural and frontier areas.	14. Number of Students Trained in Initial and Advanced EMS Classes	N/A	1,775 Students Trained in Initial and Advanced EMS Classes	No Target Set - Number of Students Trained in Initial and Advanced EMS Classes	2,063 Students Trained in Initial and Advanced EMS Classes

Table 2.5

04 - Motorcycle Safety (MC)						
Goals	**Strategies**	**Performance Measures**	**Reference**	**Baseline 2014/2015**	**Target 2017**	**Actual**
To reduce the number of motorcyclist fatalities and unhelmeted injuries	Improve public information and education on motorcycle safety, including the value of wearing a helmet.	15. Number of motorcyclist fatalities (C-7) (FARS)	Figure 11	450 motorcyclist fatalities (FARS, 2014)	487 motorcyclist fatalities (FARS, 2017)	490 motorcyclist fatalities (FARS, 2016)
	Improve public information and education on the value of not operating a motorcycle while under the influence of alcohol and/or other drugs. Increase public information and education on motorists' responsibility pertaining to motorcycle safety.	16. Number of un-helmeted motorcyclist fatalities (C-8) (FARS)	Figure 11	234 un-helmeted motorcyclist fatalities (FARS, 2014)	253 unhelmeted motorcyclist fatalities (FARS, 2017)	265 un-helmeted motorcyclist fatalities (FARS, 2016)
	Increase rider education and training.	17. Number of Motorcycle Operators Killed with a BAC+ .08 (CRIS)	Figure 12	88 Motorcycle Operators Killed with a BAC+ .08 (CRIS, 2015)	79 Motorcycle Operators Killed with a BAC+ .08 (CRIS, 2017)	95 Motorcycle Operators Killed with a BAC+ .08 (CRIS, 2016)
	Improve education and awareness of motorcycle safety among law enforcement and EMS personnel, educators and state and local traffic engineers.	18. Number of Motorcycle Fatalities Per 100,000 Licensed Operators (CRIS/DPS)	Figure 13	43.60 Motorcycle Fatalities Per 100,000 Licensed Operators (CRIS/TxDPS, 2015)	41.60 Motorcycle Fatalities Per 100,000 Licensed Operators (CRIS/TxDPS, 2017)	467 Motorcycle Fatalities Per 100,000 Licensed Operators (CRIS/DPS, 2016)

Table 2.6

05 - Occupant Protection (OP)						
Goals	**Strategies**	**Performance Measures**	**Reference**	**Baseline 2014/2015**	**Target 2017**	**Actual**
To increase occupant restraint use in all passenger vehicles and trucks	Sustain high visibility enforcement of occupant protection laws. Increase public information and education campaigns. Increase intervention efforts by healthcare professionals, teachers, and all safety advocates. Concentrate efforts on historically low use populations. Increase occupant protection education, training, and awareness of safety belt issues for law enforcement, judges and prosecutors. Increase training opportunities and retention of child passenger safety (CPS) technicians and instructors. Increase EMS/fire department involvement in CPS fitting stations. Maintain CPS seat distribution programs for low income families.	19. Number of unrestrained passenger vehicle occupant fatalities, all seat positions (C-4) (FARS) 20. Observed seat belt usage for passenger vehicles, front outboard occupants (TTI) 21. Child Passenger Restraint Usage Rate (TTI) 22. Number of Seat Belt Citations issued during Funded Enforcement (A-1) (TxDOT eGrants)	Figure 14 N/A N/A N/A	973 unrestrained passenger vehicle occupant fatalities, all seat positions (FARS, 2014) 90.47% Observed passenger vehicle outboard occupants (TTI, 2015) 87.2 % Child Passenger Restraint Usage (TTI, 2015) 51,230 Seat Belt Citations issued during Funded Enforcement (TxDOT eGrants)	1,044 unrestrained passenger vehicle occupant fatalities, all seat positions 90.65% Observed passenger vehicle outboard occupants (TTI, 2017) 89.6% Child Passenger Restraint Usage (TTI, 2017) No Target Set - Seat Belt Citations issued during Funded Enforcement (TxDOT eGrants)	929 unrestrained passenger vehicle occupant fatalities, all seat positions (FARS, 2016) 91.93% Observed passenger vehicle outboard occupants (TTI, 2017) 87.4% Child Passenger Restraint Usage (TTI, 2017) 54,037 Seat Belt Citations issued during Funded Enforcement (TxDOT eGrants, 2017)

Table 2.7

06 - Pedestrian and Bicycle Safety (PS)						
Goals	**Strategies**	**Performance Measures**	**Reference**	**Baseline 2014/2015**	**Target 2017**	**Actual**
To reduce the number of motor vehicle-related pedestrian and bicyclist fatalities and injuries	Increase public information and education on motorists' responsibilities pertaining to pedestrian and bicyclist safety.	23. Number of pedestrian fatalities (C-10) (FARS)	Figure 15	476 Pedestrian fatalities (FARS, 2014)	585 Pedestrian fatalities (FARS, 2017)	672 Pedestrian fatalities (FARS, 2016)
	Increase public information and education efforts on pedestrian and bicyclist safety.	24. Number of Pedestrian A&B injuries (CRIS)	Figure 16	3,235 Pedestrian A&B injuries (CRIS, 2015)	3,503 Pedestrian A&B injuries (CRIS, 2017)	3,473 Pedestrian A&B injuries (CRIS, 2016)
	Improve "walkability" and "bikeability" of roads and streets.					
	Improve data collection on pedestrian injuries and fatalities.	25. Number of Bicycle fatalities (C-11) (FARS)	Figure 17	50 Bicycle fatalities (FARS, 2014)	57 Bicycle fatalities (FARS, 2017)	65 Bicycle fatalities (FARS, 2016)
	Improve identification of problem areas for pedestrians	26. Number of Bicycle A&B injuries (CRIS)	Figure 18	1,397 Bicycle A&B injuries (CRIS, 2015)	1,465 Bicycle A&B injuries (CRIS, 2017)	1,447 Bicycle A&B injuries (CRIS, 2016)

Table 2.8

07 - Police Traffic Services (PT)						
Goals	**Strategies**	**Performance Measures**	**Reference**	**Baseline 2014/2015**	**Target 2017**	**Actual**
To increase effective enforcement and adjudication of traffic safety-related laws to reduce fatal and serious injury crashes	Increase public education and information campaigns regarding enforcement activities.	27. Number of Fatal Crashes in Intersections (CRIS)	Figure 19	729 Fatal Crashes in Intersections (CRIS, 2015)	755 Fatal Crashes in Intersections (CRIS, 2017)	746 Fatal Crashes in Intersections (CRIS, 2016)
	Increase and sustain enforcement of traffic safety-related laws.					
	Provide technical and managerial support to local law enforcement agencies and highway safety professionals.	28. Number of Incapacitating Injury Crashes in Intersections (CRIS)	Figure 20	5,219 Incapacitating Injury Crashes in Intersections (CRIS, 2015)	5,651 Incapacitating Injury Crashes in Intersections (CRIS, 2017)	5,361 Incapacitating Injury Crashes in Intersections (CRIS, 2016)
	Increase and sustain high visibility enforcement of Intersection Traffic Control (ITC) laws.					
To reduce commercial motor vehicle crashes, injuries and fatalities involving vehicles with a Gross Vehicle Weight Rating (GVWR) of 10,000 pounds or greater	Increase public information and education on intersection related traffic issues.	29. Number of Distracted Driving Related Fatal Crashes (CRIS)	Figure 21	422 Distracted Driving Related Fatal Crashes (CRIS, 2015)	454 Distracted Driving Related Fatal Crashes (CRIS, 2017)	418 Distracted Driving Related Fatal Crashes (CRIS, 2016)
	Increase public information and education on sharing the road with commercial motor vehicles (CMV).					
	Increase enforcement of commercial motor vehicle speed limits.	30. Number of Distracted Driving Related Incapacitating Injury Crashes (CRIS)	Figure 22	2,502 Distracted Driving Related Incapacitating Injury Crashes (CRIS, 2015)	2,653 Distracted Driving Related Incapacitating Injury Crashes (CRIS, 2017)	2,512 Distracted Driving Related Incapacitating Injury Crashes (CRIS, 2016)

Table 2.9

08 - Speed Control (SC)						
Goals	**Strategies**	**Performance Measures**	**Reference**	**Baseline 2014/2015**	**Target 2017**	**Actual**
To reduce the number of speed-related fatal and serious injury crashes	Increase and sustain high visibility enforcement of speed-related laws.	31. Number of Speeding Related fatalities (C-6) (FARS)	Figure 23	1,284 speeding-related fatalities (FARS, 2014)	1,275 speeding-related fatalities (FARS, 2017)	1,069 speeding-related fatalities (FARS, 2016)
	Provide community training on speed- related issues.	32. Number of Speeding Related Incapacitating Injuries (CRIS)	Figure 24	2,161 Speeding Related Incapacitating Injuries (CRIS, 2015)	2,222 Speeding Related Incapacitating Injuries (CRIS, 2017)	2,246 Speeding Related Incapacitating Injuries (CRIS, 2016)
	Increase public information and education concerning speed-related issues.	33. Number of Speeding Citations during Funded Enforcement Activities (eGrants)	N/A	276,826 Speeding Citations during Funded Enforcement Activities (TxDOT eGrants)	No Target Set - Speeding Citations during Funded Enforcement Activities (TxDOT eGrants)	290,197 Speeding Citations during Funded Enforcement Activities (TxDOT eGrants, 2017)

Table 2.10

09 - Traffic Records (TR)						
Goals	**Strategies**	**Performance Measures**	**Reference**	**Baseline 2014/2015**	**Target 2017**	**Actual**
To improve the timeliness of, quality of, availability of, and linkages of records between crash data bases	Improve the intake, tracking, analysis and reporting of crash data.	34. Number of crash records available for reporting within 30 days of the date of crash (CRIS)	N/A	557,794 crash records available for reporting within 30 days of the date of crash (CRIS, 2015)	563,372 crash records available for reporting within 30 days of the date of crash (CRIS, 2017)	595,901 crash records available for reporting within 30 days of the date of crash (CRIS, 2016)
	Improve the integration of traffic records between state agencies and local entities.	35. Percentage of all crash reports entered into the database within 30 days after the crash (CRIS)	N/A	91.97% of all crash reports entered into the database within 30 days after the crash (CRIS, 2016)	92.47% of all crash reports entered into the database within 30 days after the crash (CRIS, 2017)	94.99% of all crash reports entered into the database within 30 days after the crash (CRIS, 2016)

Table 2.11

10 - Driver Education and Behavior (DE)						
Goals	**Strategies**	**Performance Measures**	**Reference**	**Baseline 2014/2015**	**Target 2017**	**Actual**
To increase public knowledge, perception and understanding of driver education and traffic safety for all road users	Develop and implement public information and education efforts on traffic safety issues.	36. Number of Drivers Involved in Fatal Crashes Aged Under 21 (C-9) (FARS)	Figure 25	449 Drivers Involved in Fatal Crashes Aged Under 21 (FARS, 2014)	436 Drivers Involved in Fatal Crashes Aged Under 21 (FARS, 2017)	451 Drivers Involved in Fatal Crashes Aged Under 21 (FARS, 2016)
	Provide assistance to update the drivers' education curriculum and administrative standards.	37. Number of Fatal crashes with a Driver Age 15 - 20 (CRIS)	Figure 26	432 Fatal crashes with a Driver Age 15 - 20 (CRIS, 2015)	436 Fatal crashes with a Driver Age 15 – 20 (CRIS) (2017)	439 Fatal crashes with a Driver Age 15 – 20 (CRIS, 2016)
	Conduct and assist local, state and national traffic safety campaigns.	38. Number of 16-20 Year Old DUI Driver Fatal and Serious Injury Crash Rate (100K Population) (CRIS)	Figure 27	14.30 rate of 16-20 Year Old DUI Driver Fatal and Serious Injury Crashes per 100K Population) (CRIS, 2015)	12.60 rate of 16-20 Year Old DUI Driver Fatal and Serious Injury Crash per 100K Population) (CRIS) (2017)	13.22 rate of 16-20 Year Old DUI Driver Fatal and Serious Injury Crash per 100K Population (CRIS, 2016)
To reduce the number of crashes and injuries related to distracted driving.	Implement and evaluate countermeasures to reduce the incidence of distracted driving.	39. Number of Urban Fatalities (FARS)	Figure 28	1,779 Urban Fatalities (FARS, 2014)	1,989 Urban Fatalities (FARS, 2017)	1,406 Urban Fatalities (FARS, 2016)
	Conduct public information and education campaigns related to distracted driving. Improve the recording of distracted driving as a contributing factor on crash reports.	40. Number of Rural Fatalities (FARS)	Figure 28	1,753 Rural Fatalities (FARS, 2017)	1,904 Rural Fatalities (FARS, 2017)	1,459 Rural Fatalities (FARS, 2016)

Table 2.12

11 - Railroad / Highway Crossing (RH)						
Goals	**Strategies**	**Performance Measures**	**Reference**	**Baseline 2014/2015**	**Target 2017**	**Actual**
To reduce KAB crashes at railroad/highway crossings	Increase education of law enforcement concerning laws governing railroad/highway crossings. Increase public education and Information campaigns.	41. Number of Railroad Fatal Crashes (CRIS) 42. Number of Railroad Serious Injury Crashes (CRIS)	Figure 29 Figure 29	12 Railroad Fatal Crashes (CRIS, 2015) 31 Railroad Serious Injury Crashes (CRIS, 2015)	16 Railroad Fatal Crashes (CRIS, 2017) 41 Railroad Serious Injury Crashes (CRIS, 2017)	13 Railroad Fatal Crashes (CRIS, 2016) 41 Railroad Serious Injury Crashes (CRIS, 2016)

Table 2.13

12 - Roadway Safety (RS)						
Goals	**Strategies**	**Performance Measures**	**Reference**	**Baseline 2014/2015**	**Target 2017**	**Actual**
To reduce the number of traffic crashes, injuries, and fatalities in work zones per 100 million vehicle miles traveled To increase knowledge of roadway safety and current technologies among people involved in engineering, construction, and maintenance areas at both the state and local level	Increase public education and information on roadway safety. Provide traffic safety problem identification to local jurisdictions. Improve highway design and engineering through training. Provide training on roadway safety issues.	43. Number of Work Zone Fatalities (CRIS) 44. Number of Work Zone Incapacitating Injuries (CRIS) 45. Number of Large Truck Fatalities (CRIS) 46. Number of Large Truck Fatal Crashes (CRIS)	Figure 30 Figure 30 Figure 31 Figure 31	140 Work Zone Fatalities (CRIS, 2015) 747 Work Zone Incapacitating Injuries (CRIS, 2015) 448 Large Truck Fatalities (CRIS, 2015) 382 Large Truck Fatal Crashes (CRIS, 2015)	152 Work Zone Fatalities (CRIS, 2017) 809 Work Zone Incapacitating Injuries (CRIS, 2017) 500 Large Truck Fatalities (CRIS, 2015) 425 Large Truck Fatal Crashes (CRIS, 2017)	181 Work Zone Fatalities (CRIS, 2016) 749 Work Zone Incapacitating Injuries (CRIS, 2016) 436 Large Truck Fatalities (CRIS, 2016) 375 Large Truck Fatal Crashes(CRIS, 2016)

Table 2.14

13 - Safe Communities (SA)						
Goals	**Strategies**	**Performance Measures**	**Reference**	**Baseline 2014/2015**	**Target 2017**	**Actual**
To establish integrated community traffic safety programs to prevent traffic-related fatalities and injuries	Support the Safe Communities Coalitions. Support statewide the Texas Safe Community process by providing education, training, and coordination on how to initiate and conduct community based traffic safety programs and how communities can become designated as a Texas Safe community Coalition.	47. Number of Safe Community Coalitions (NHTSA)	N/A	25 Safe Community Coalitions (NHTSA, 2015)	27 Safe Community Coalitions (NHTSA, 2017)	91 (TxDOT participation in community coalitions/task forces in 2017)

Table 2.15

14 - School Bus Safety (SB)						
Goals	**Strategies**	**Performance Measures**	**Reference**	**Baseline 2014/2015**	**Target 2017**	**Actual**
To reduce School bus-related crashes, injuries and fatalities	Provide safe school bus operation training for school bus drivers. Provide public information and education campaigns to promote safe motor vehicle operations around school buses.	48. Number of School Bus Passenger Fatalities (5 yr Moving Average) (CRIS)	Figure 32	1.80 School Bus Passenger Fatalities (5 yr Moving Average) (CRIS, 2015)	2.27 School Bus Passenger Fatalities (5 yr Moving Average) (CRIS, 2017)	1.2 School Bus Passenger Fatalities (5 yr Moving Average) (CRIS, 2016)

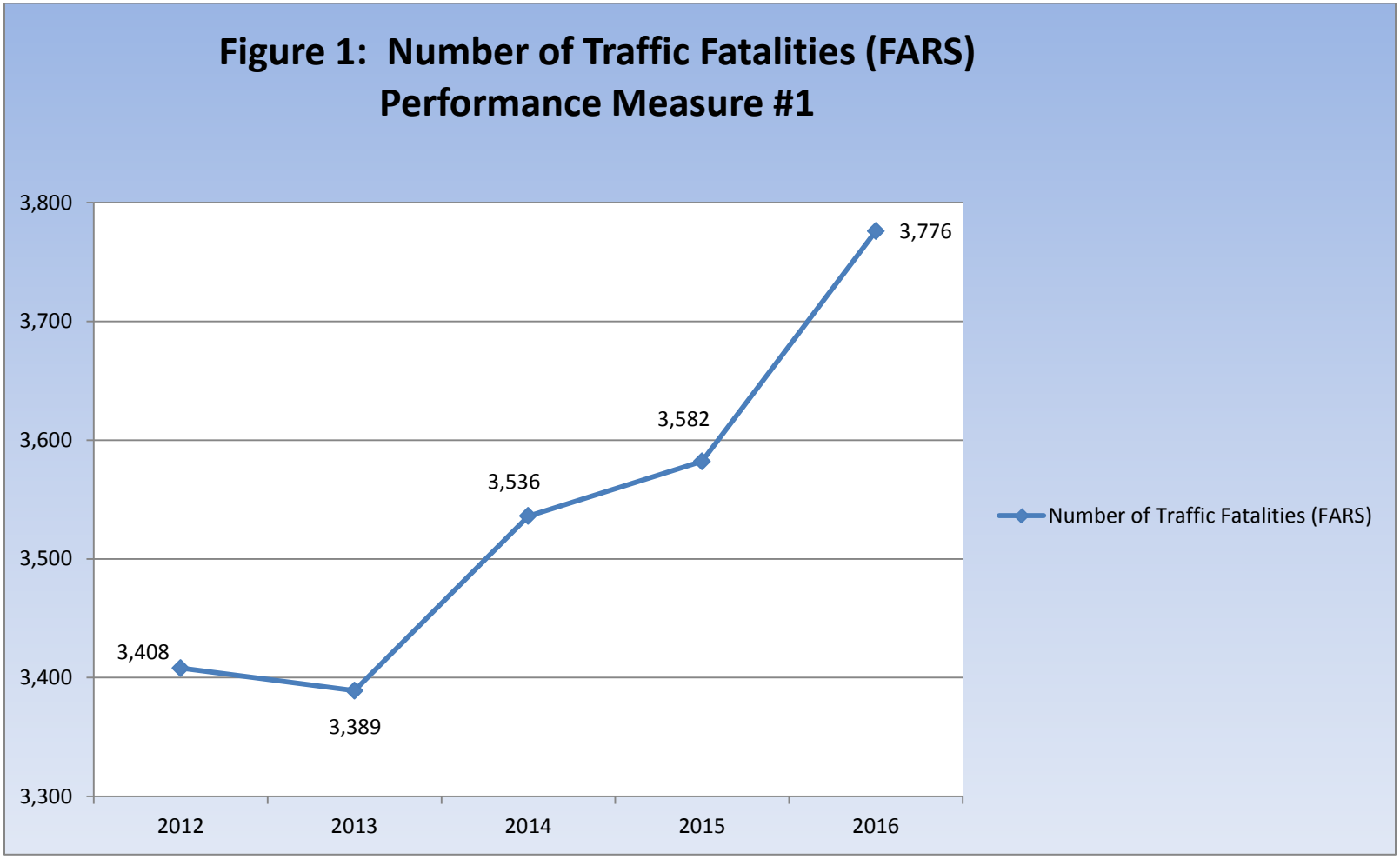

Source: *FARS. Retrieved From: https://cdan.nhtsa.gov/SASStoredProcess/guest*

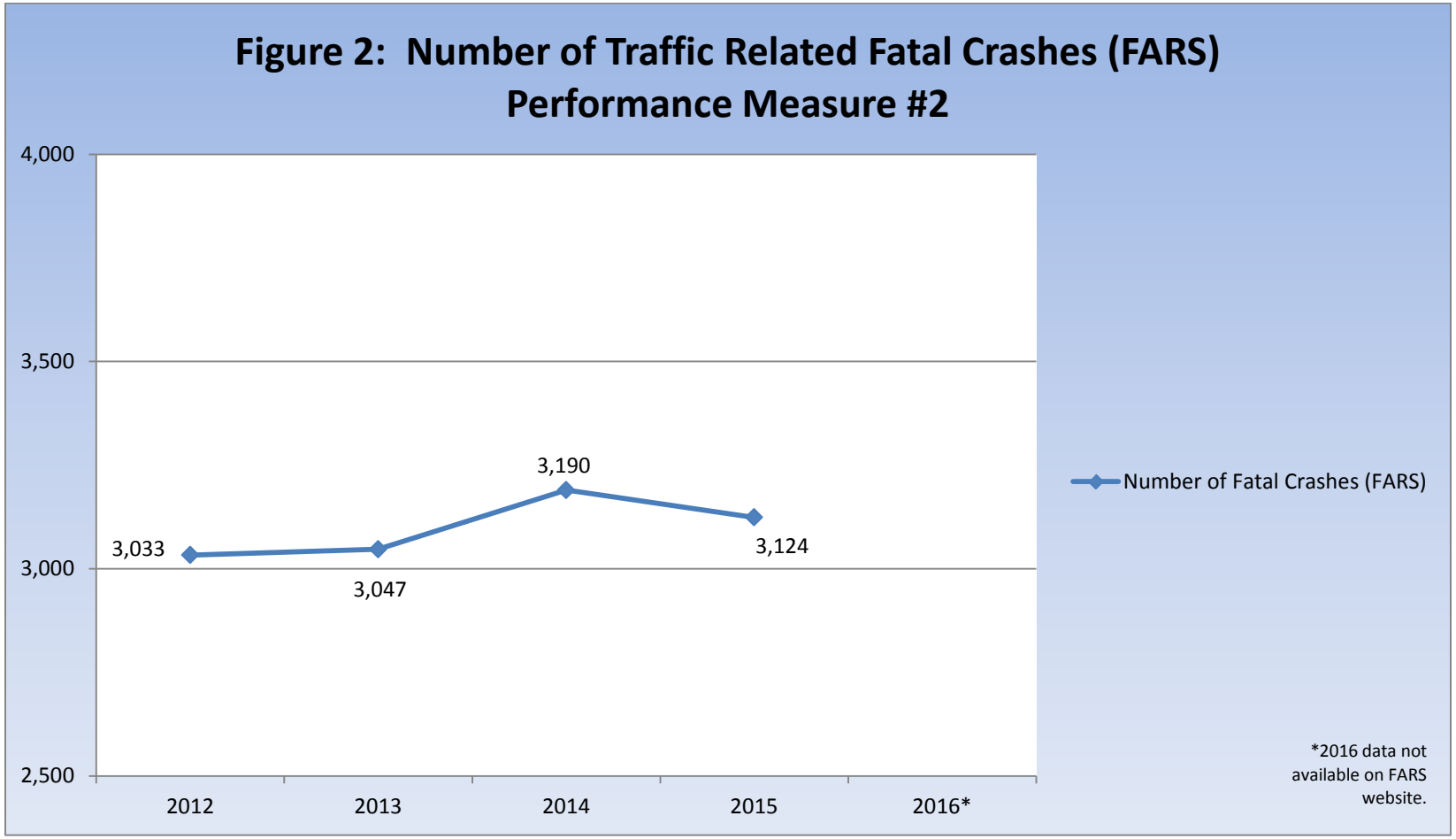

Source: *CRIS. Information Contained in this report represents reportable data collected from Texas Peace Officer's Crash Reports (CR-3) Received and processed by the Department as of November 27, 2017.*

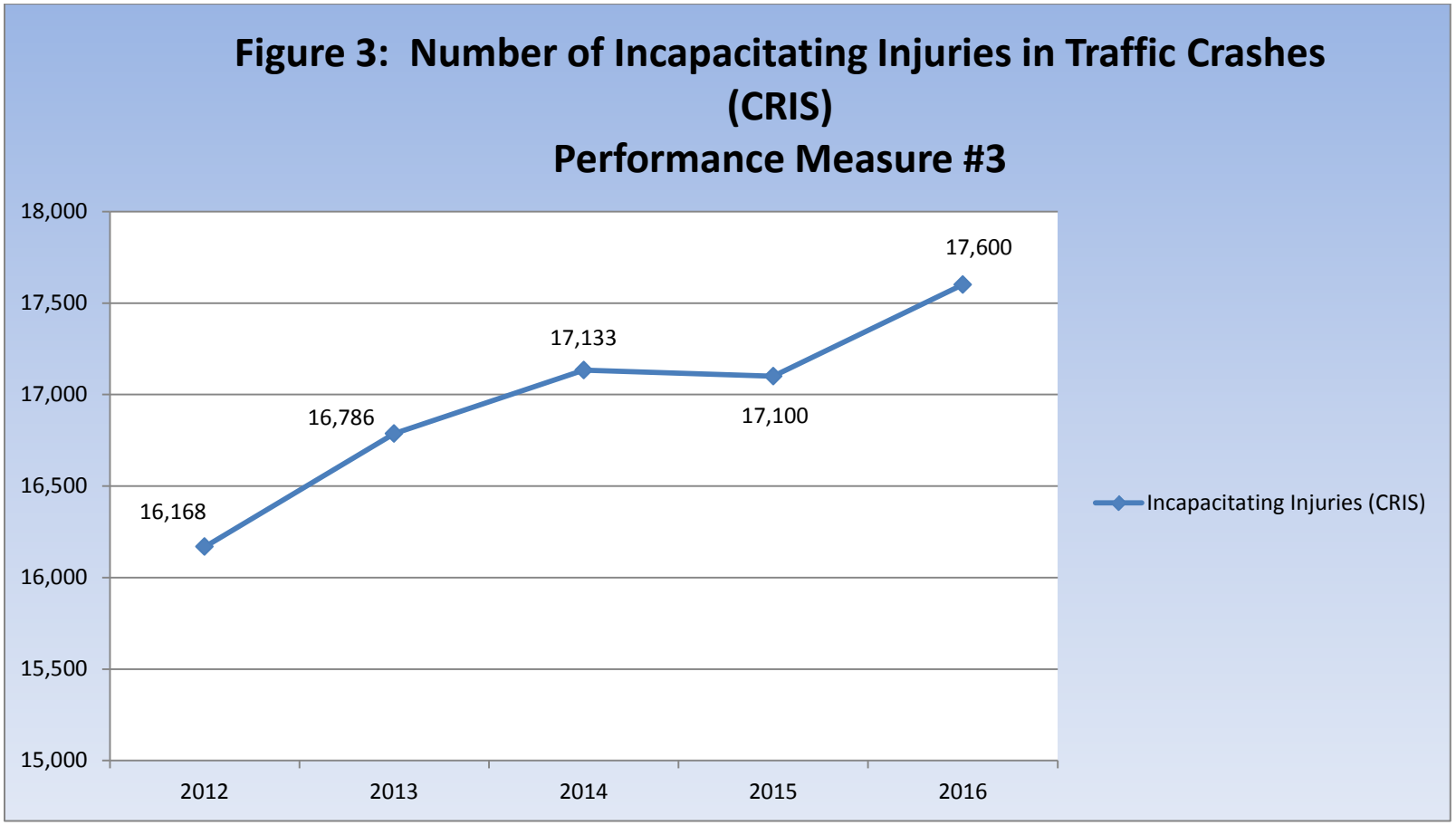

Source: *CRIS. Information Contained in this report represents reportable data collected from Texas Peace Officer's Crash Reports (CR-3) Received and processed by the Department as of November 27, 2017.*

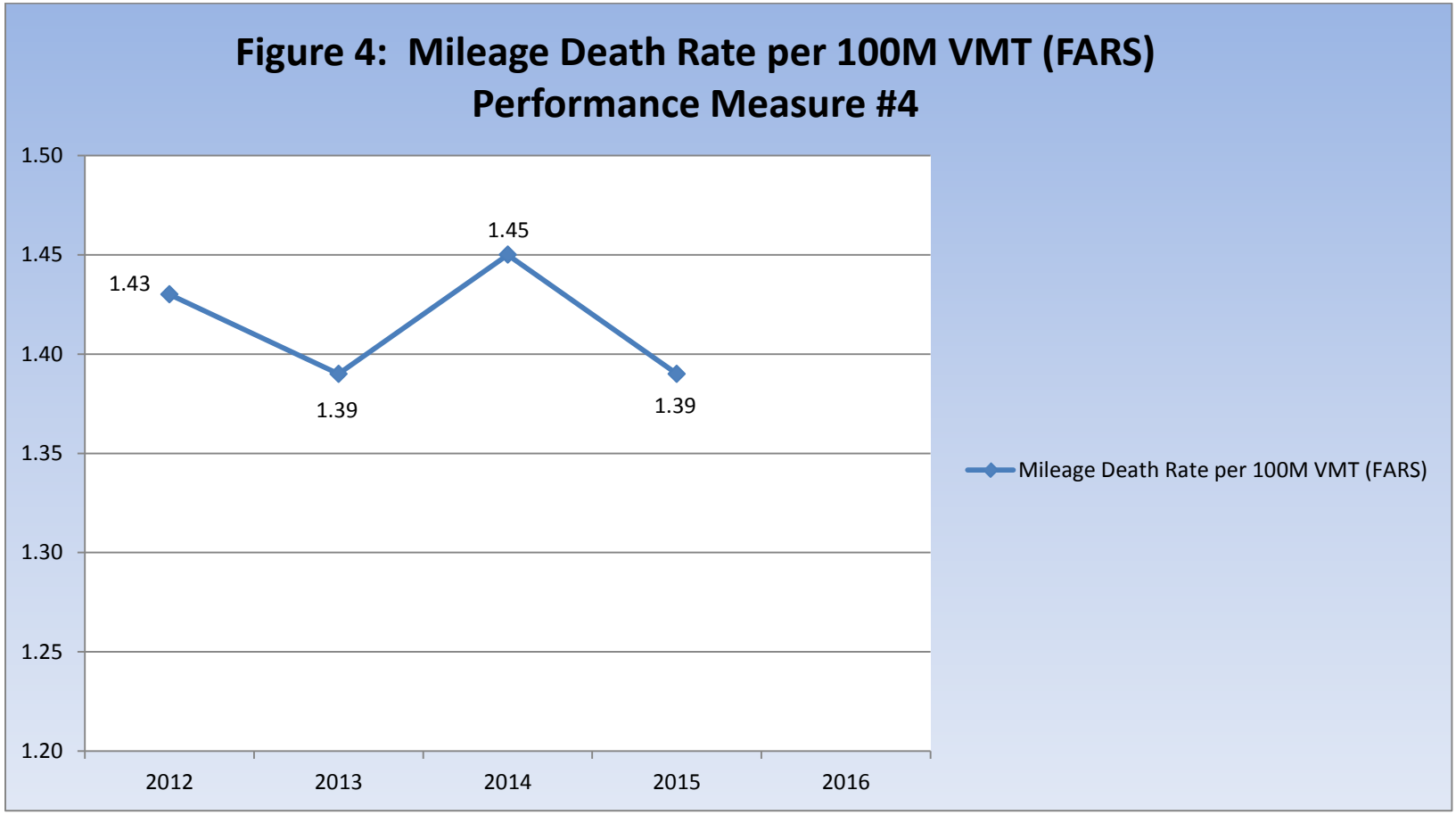

Source: *FARS. Retrieved From: https://cdan.nhtsa.gov/SASStoredProcess/guest*

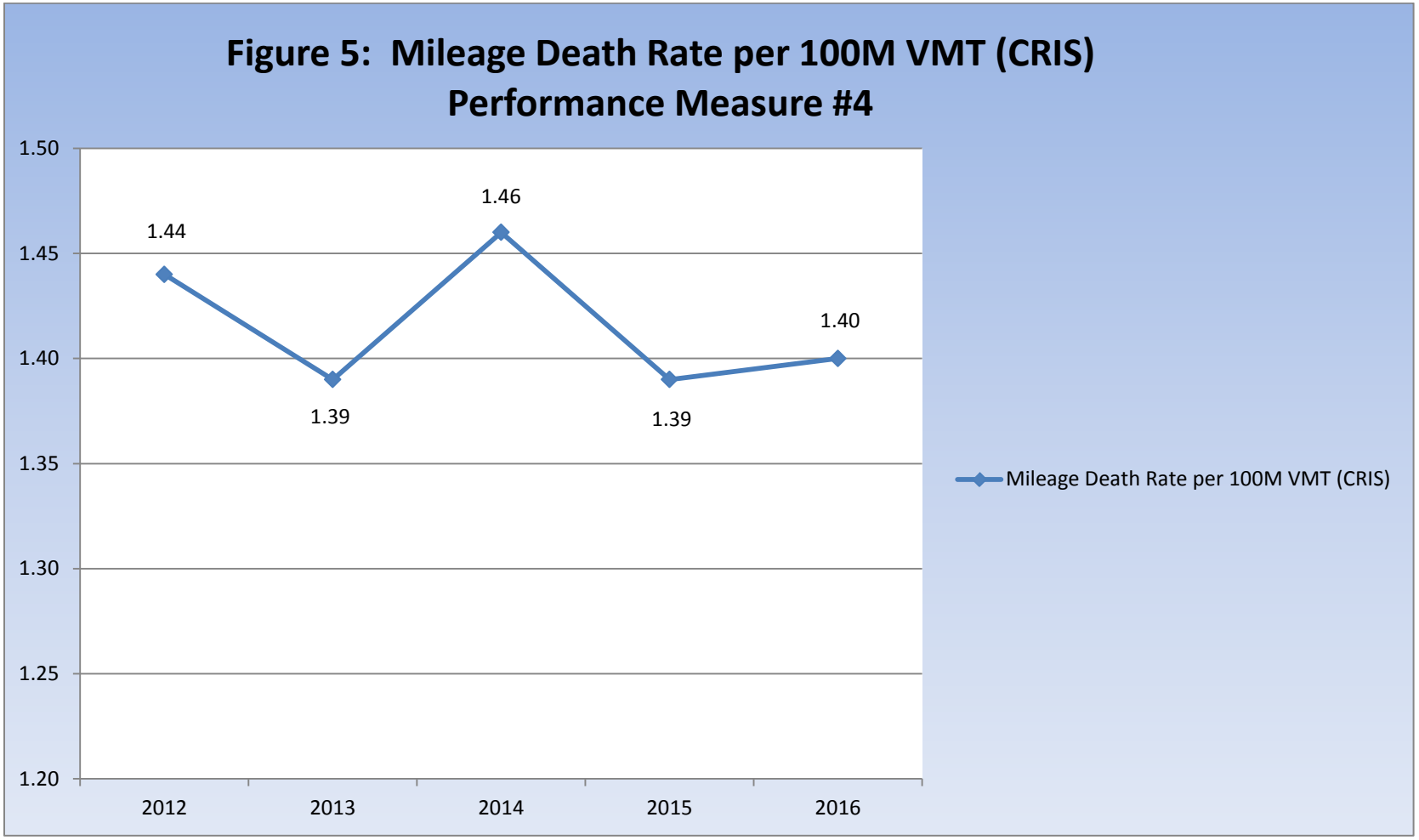

Source: *CRIS. Information Contained in this report represents reportable data collected from Texas Peace Officer's Crash Reports (CR-3) Received and processed by the Department as of November 27, 2017.*

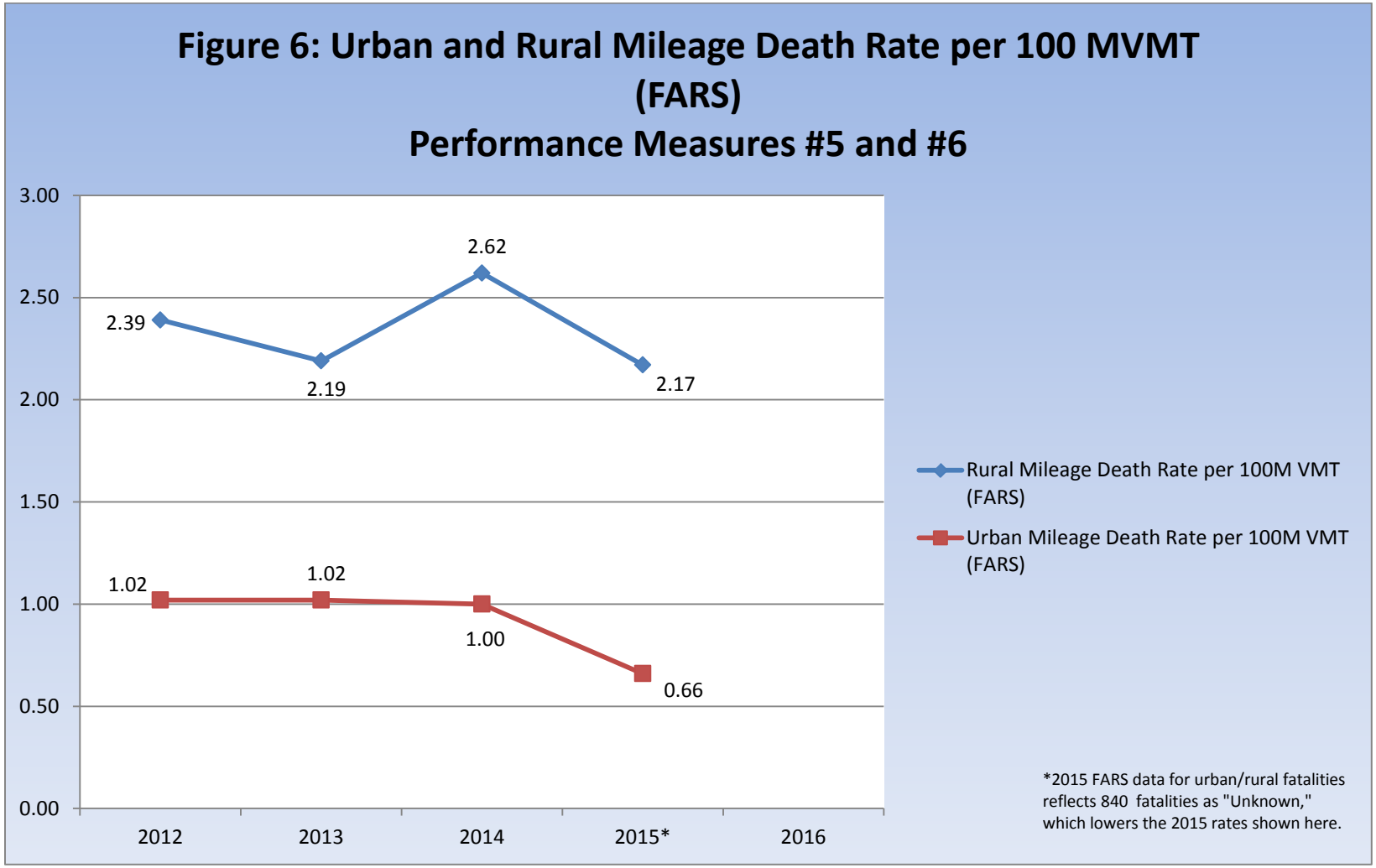

Source: *FARS. Retrieved From: https://cdan.nhtsa.gov/SASStoredProcess/guest*

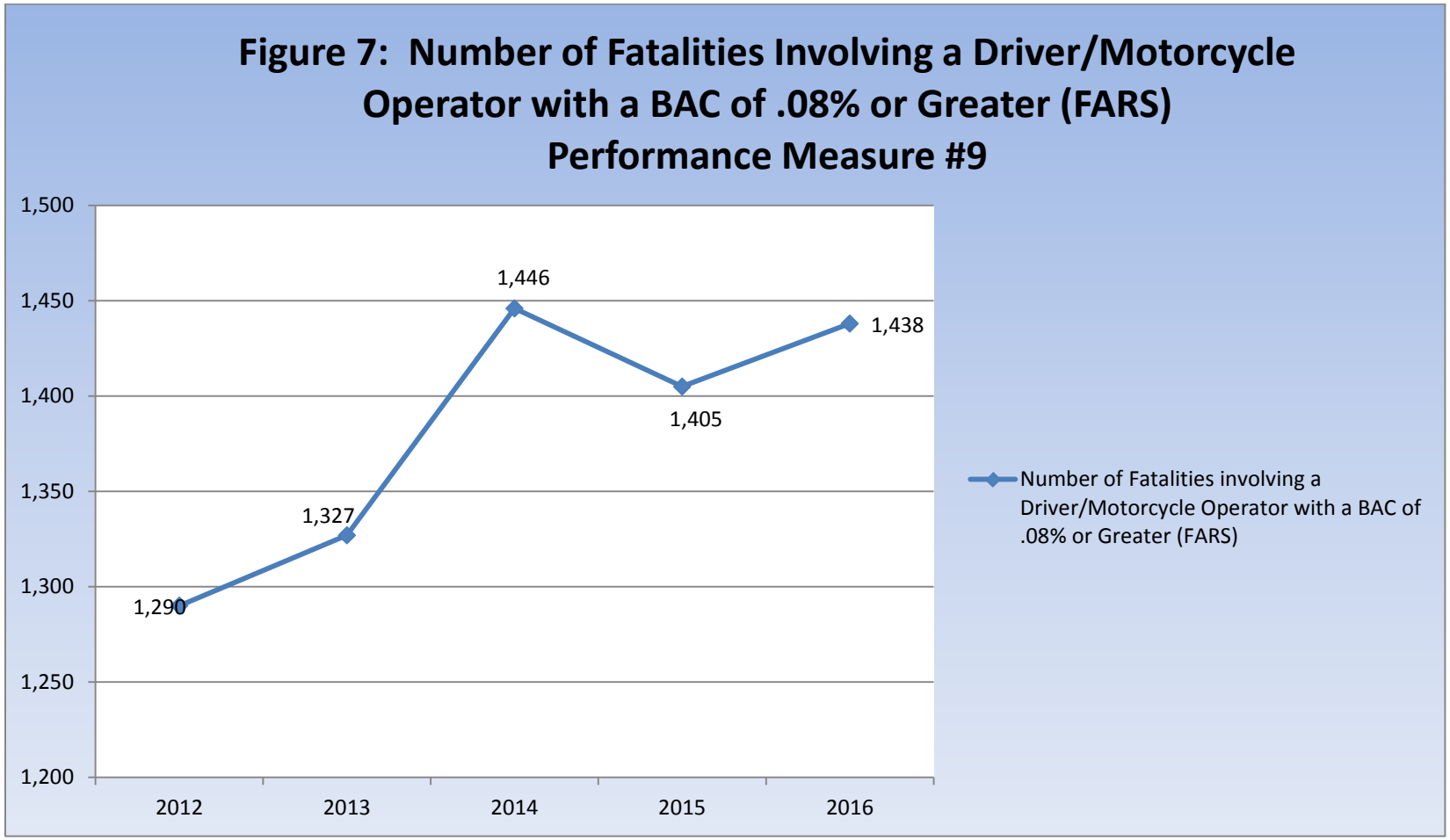

Source: *FARS. Retrieved From: https://cdan.nhtsa.gov/SASStoredProcess/guest*

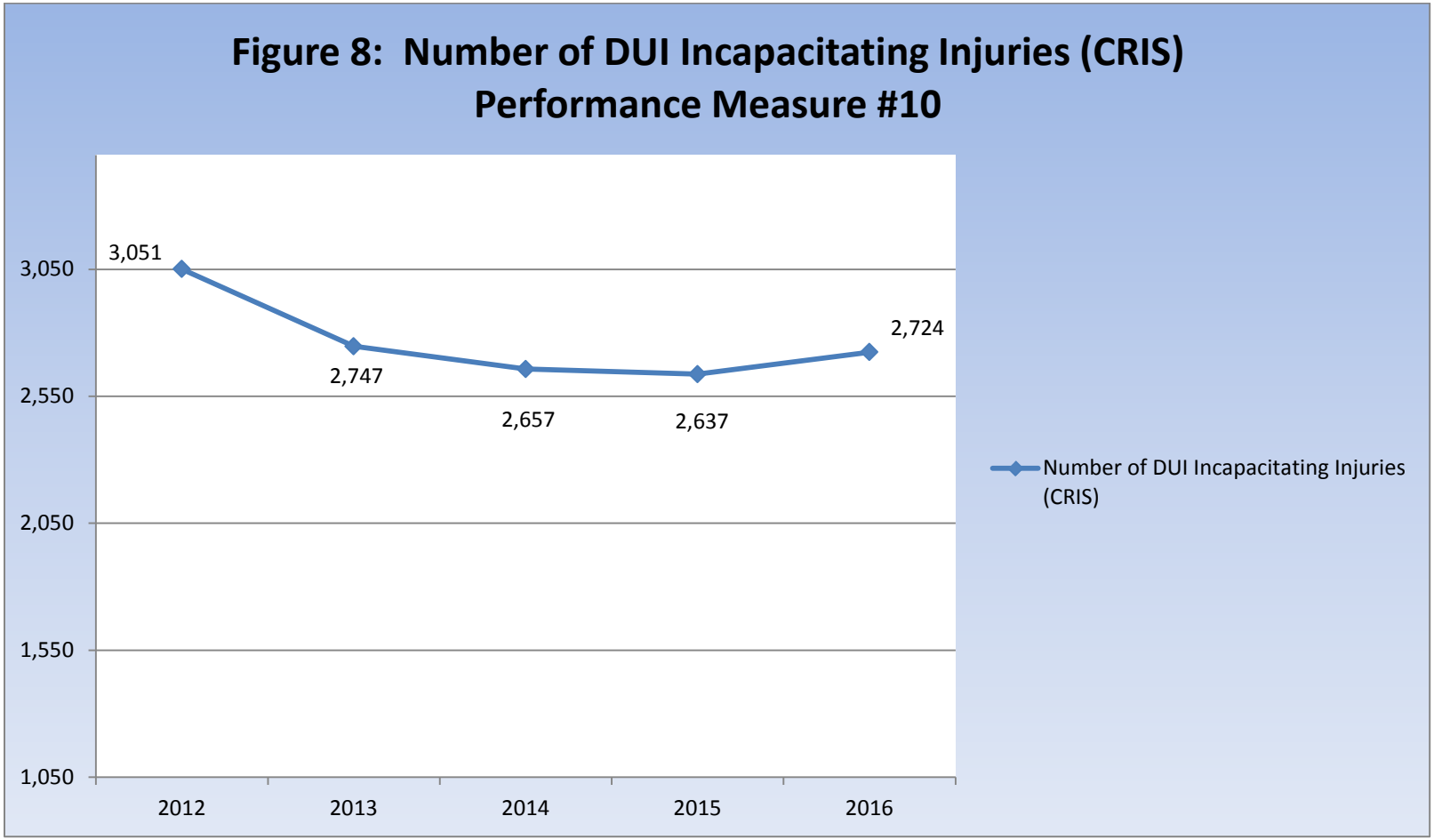

Source: *CRIS. Information Contained in this report represents reportable data collected from Texas Peace Officer's Crash Reports (CR-3) Received and processed by the Department as of November 27, 2017.*

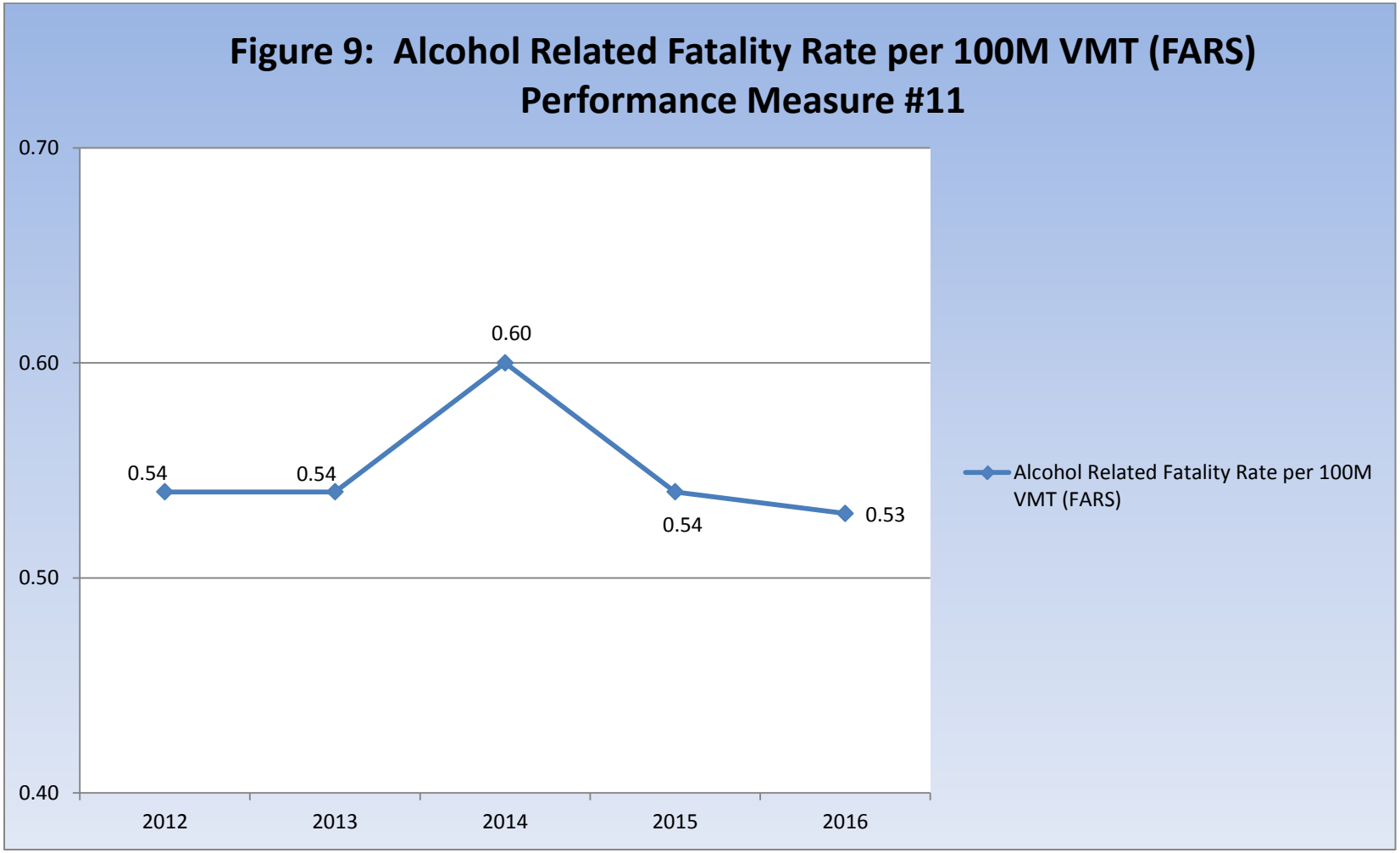

Source: *FARS. Retrieved From: https://cdan.nhtsa.gov/SASStoredProcess/guest*

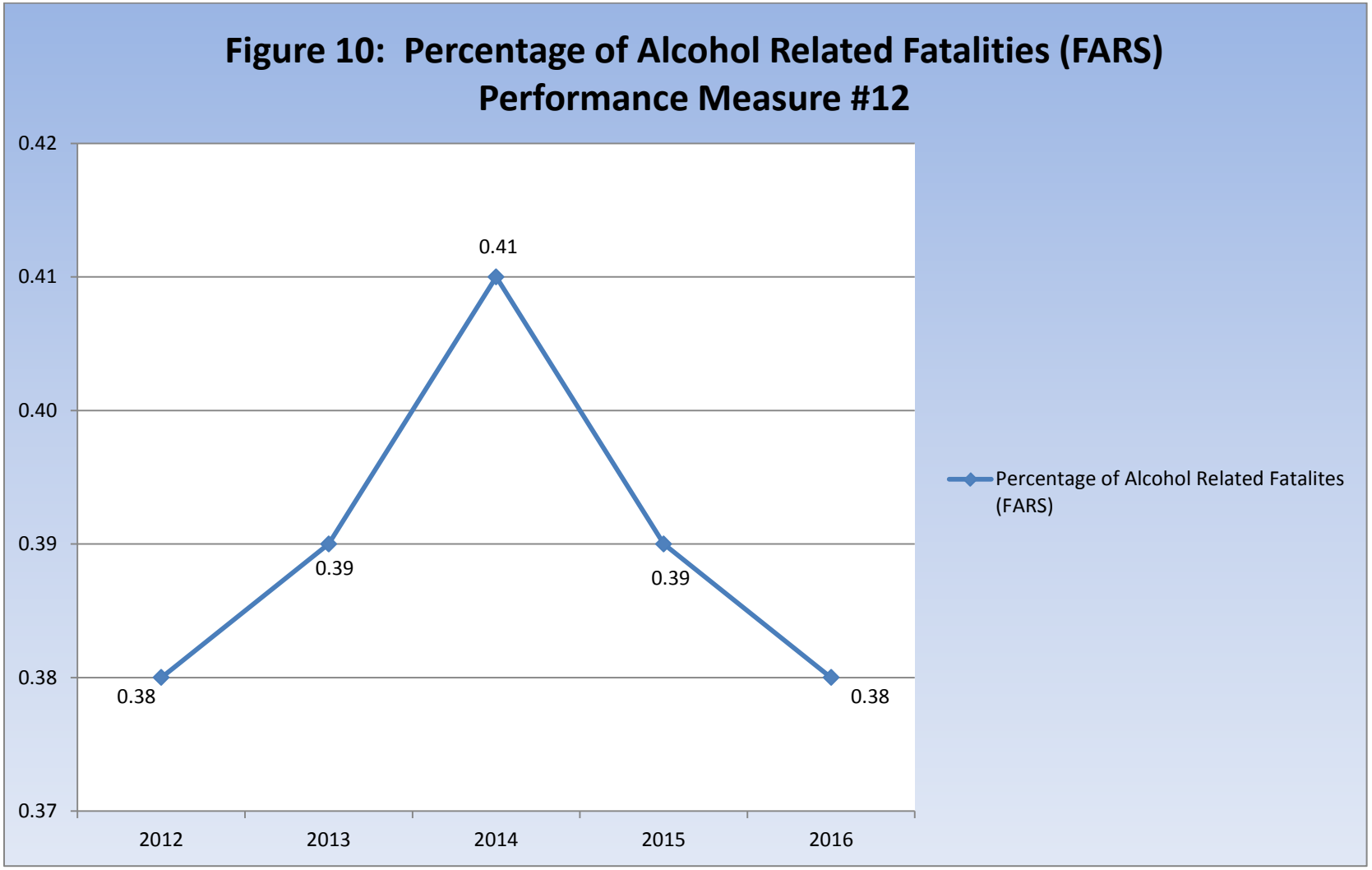

Source: *FARS. Retrieved From: https://cdan.nhtsa.gov/SASStoredProcess/guest*

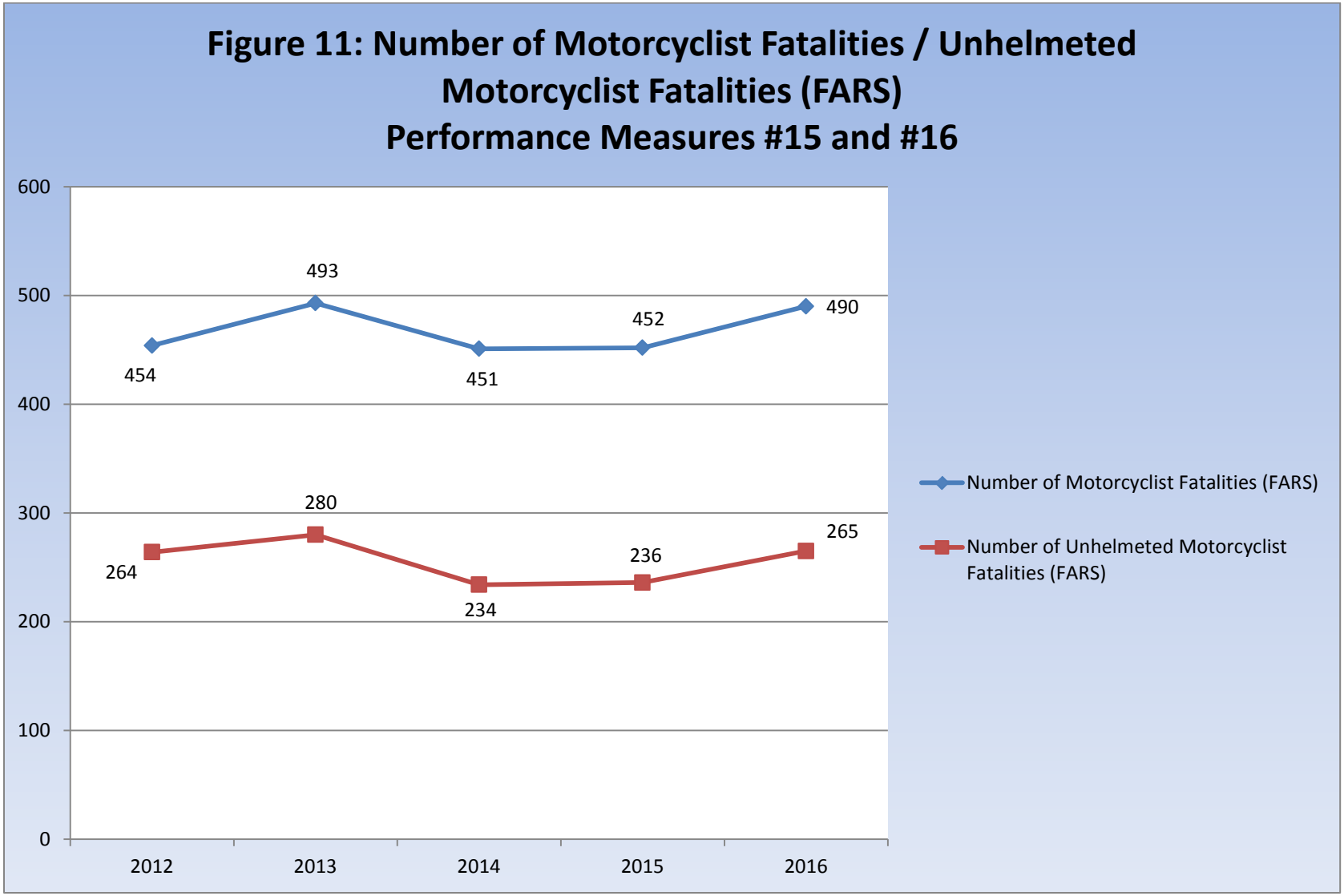

Source: *FARS. Retrieved From: https://cdan.nhtsa.gov/SASStoredProcess/guest*

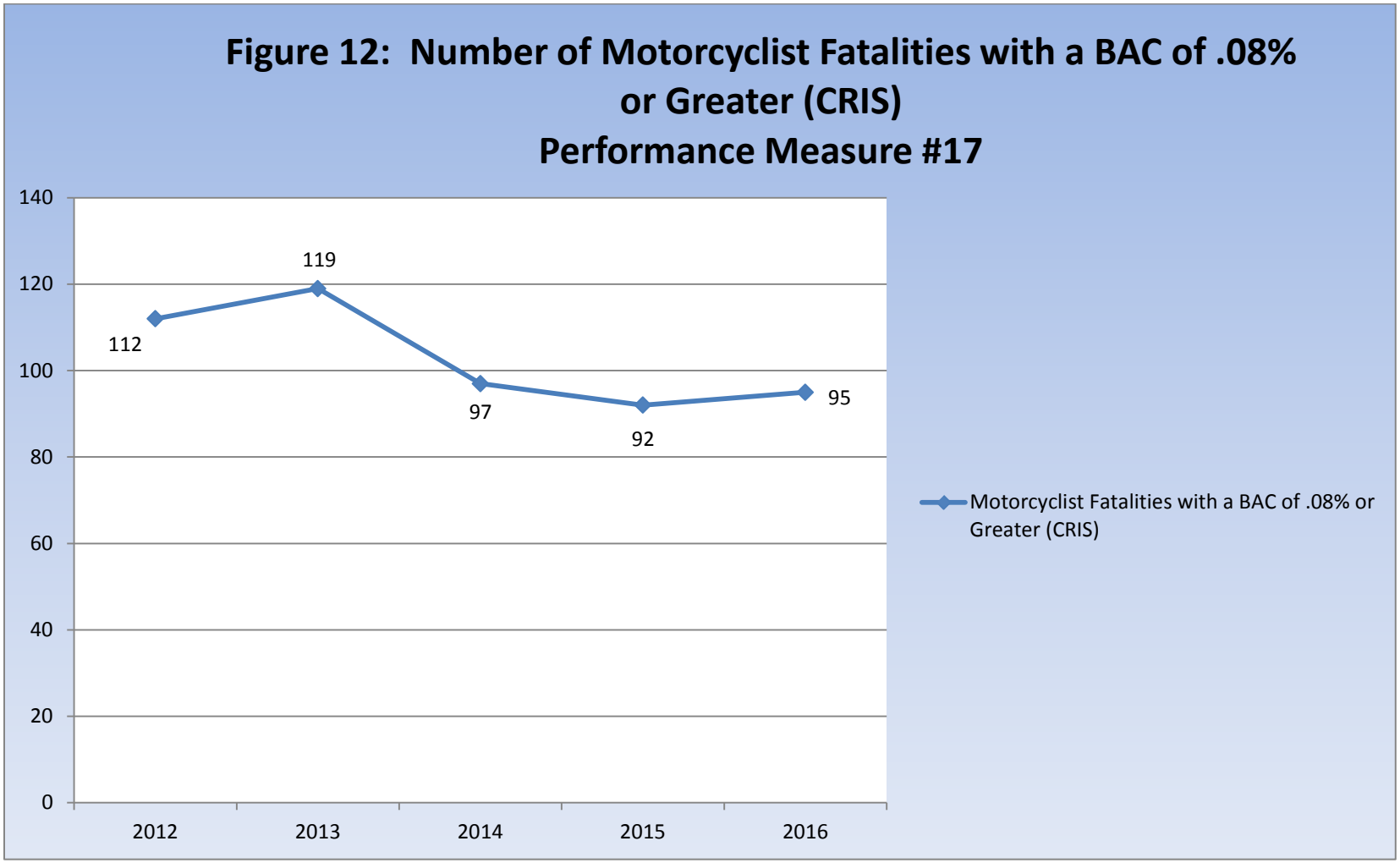

Source: *CRIS. Information Contained in this report represents reportable data collected from Texas Peace Officer's Crash Reports (CR-3) Received and processed by the Department as of November 27, 2017.*

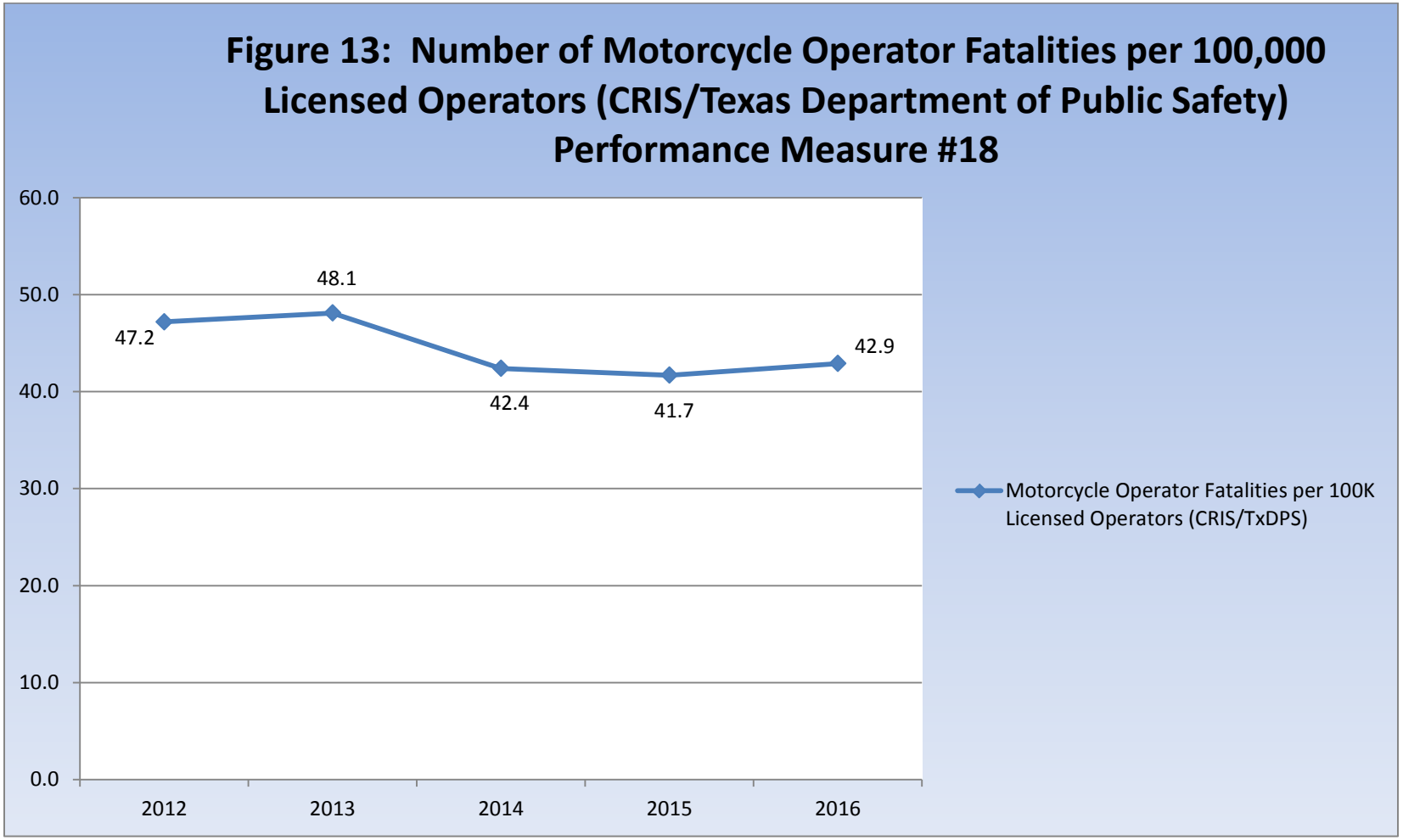

Source: *Texas Department of Public Safety*
Source: *CRIS. Information Contained in this report represents reportable data collected from Texas Peace Officer's Crash Reports (CR-3) Received and processed by the Department as of November 27, 2017.*

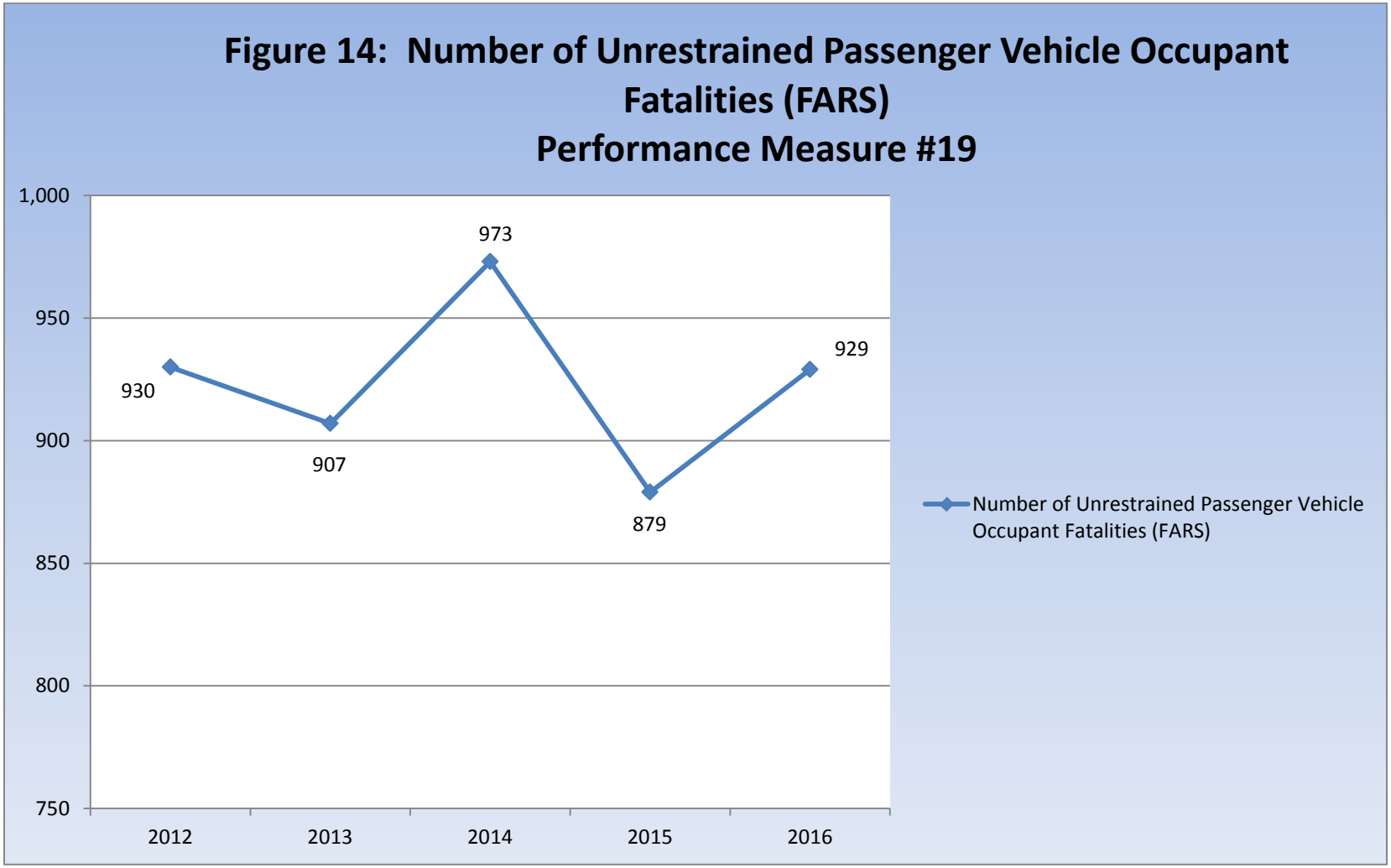

Source: *FARS. Retrieved From: https://cdan.nhtsa.gov/SASStoredProcess/guest*

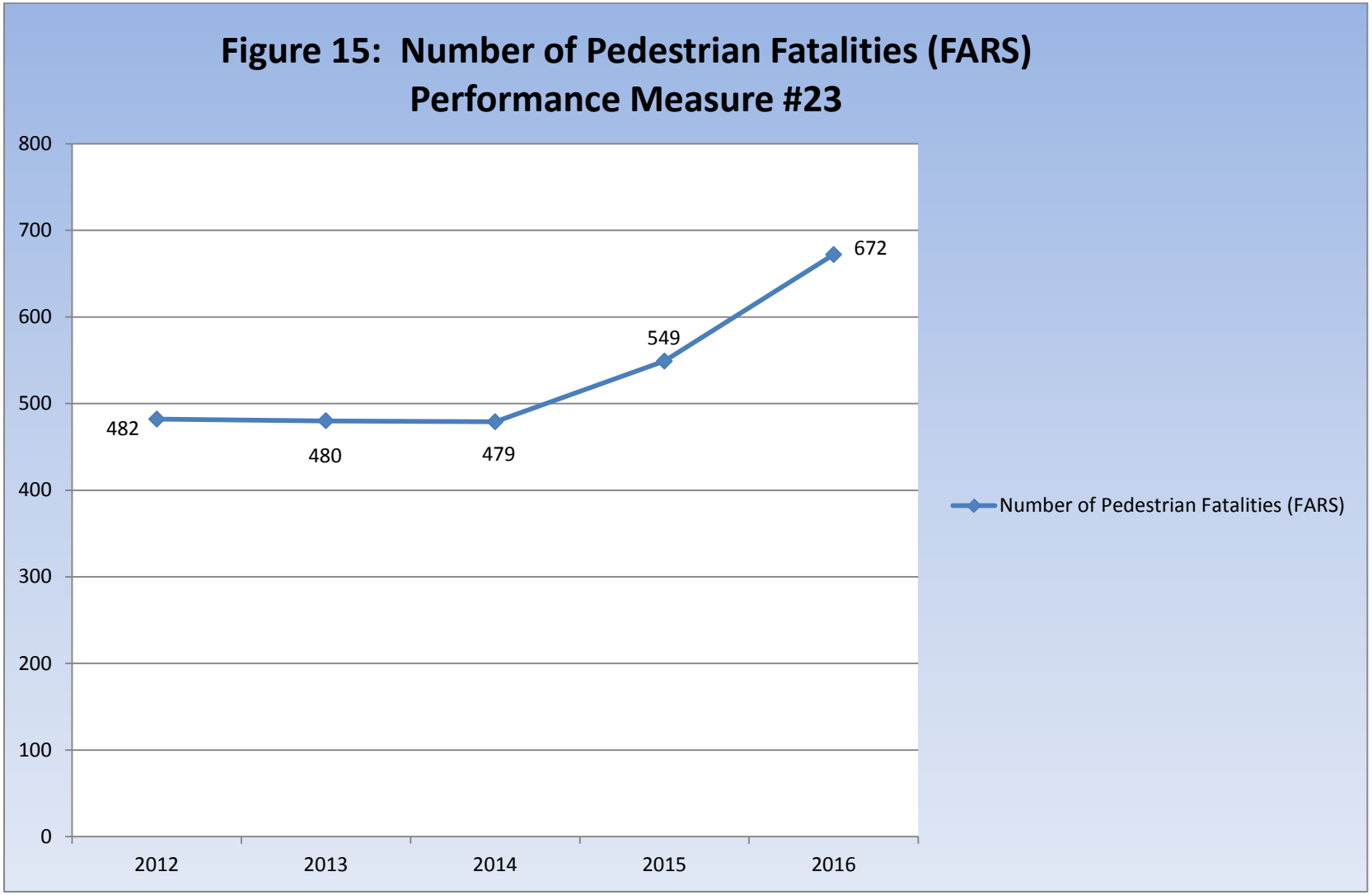

Source: *FARS. Retrieved From: https://cdan.nhtsa.gov/SASStoredProcess/guest*

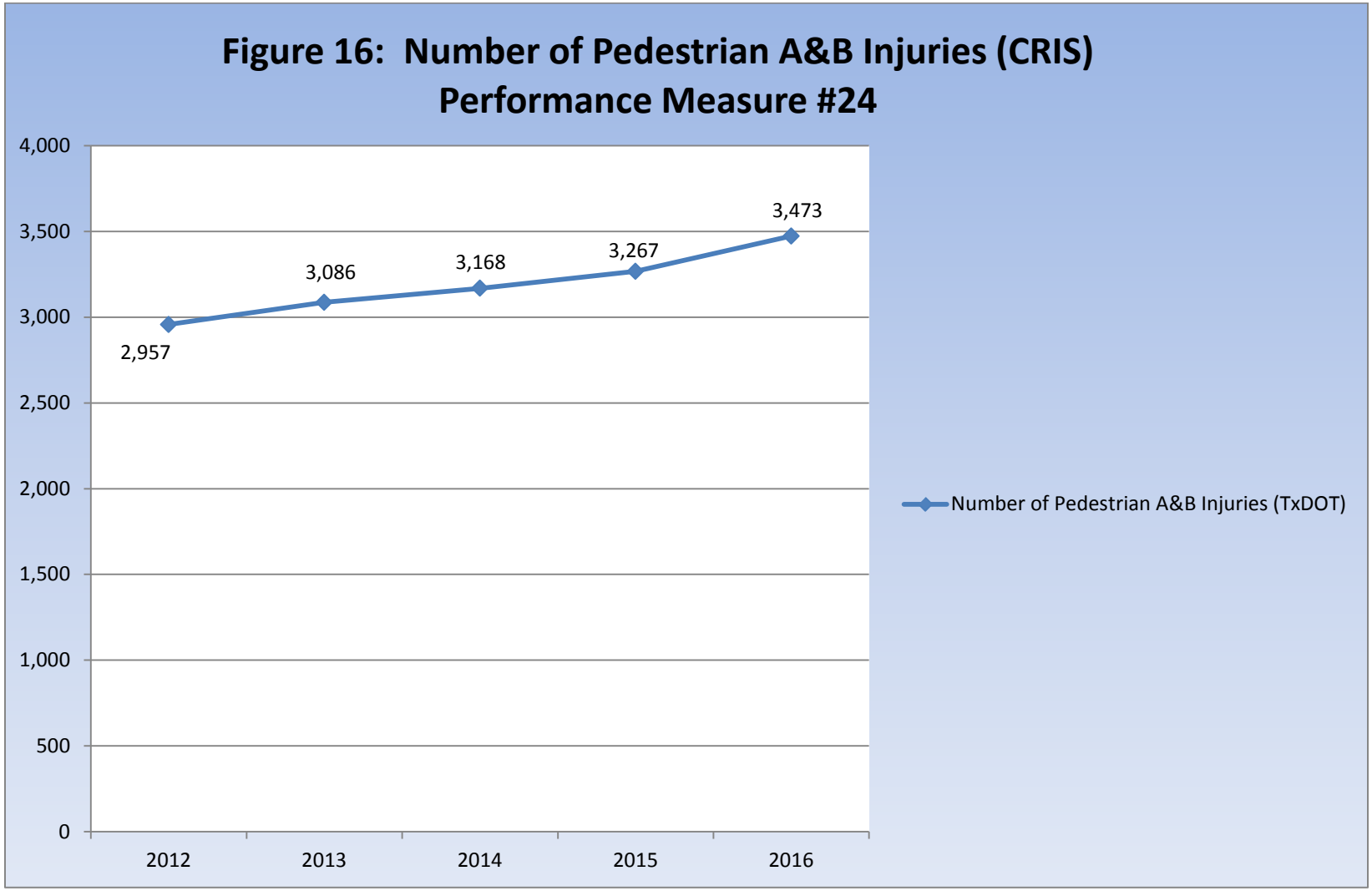

Source: *CRIS. Information Contained in this report represents reportable data collected from Texas Peace Officer's Crash Reports (CR-3) Received and processed by the Department as of November 27, 2017.*

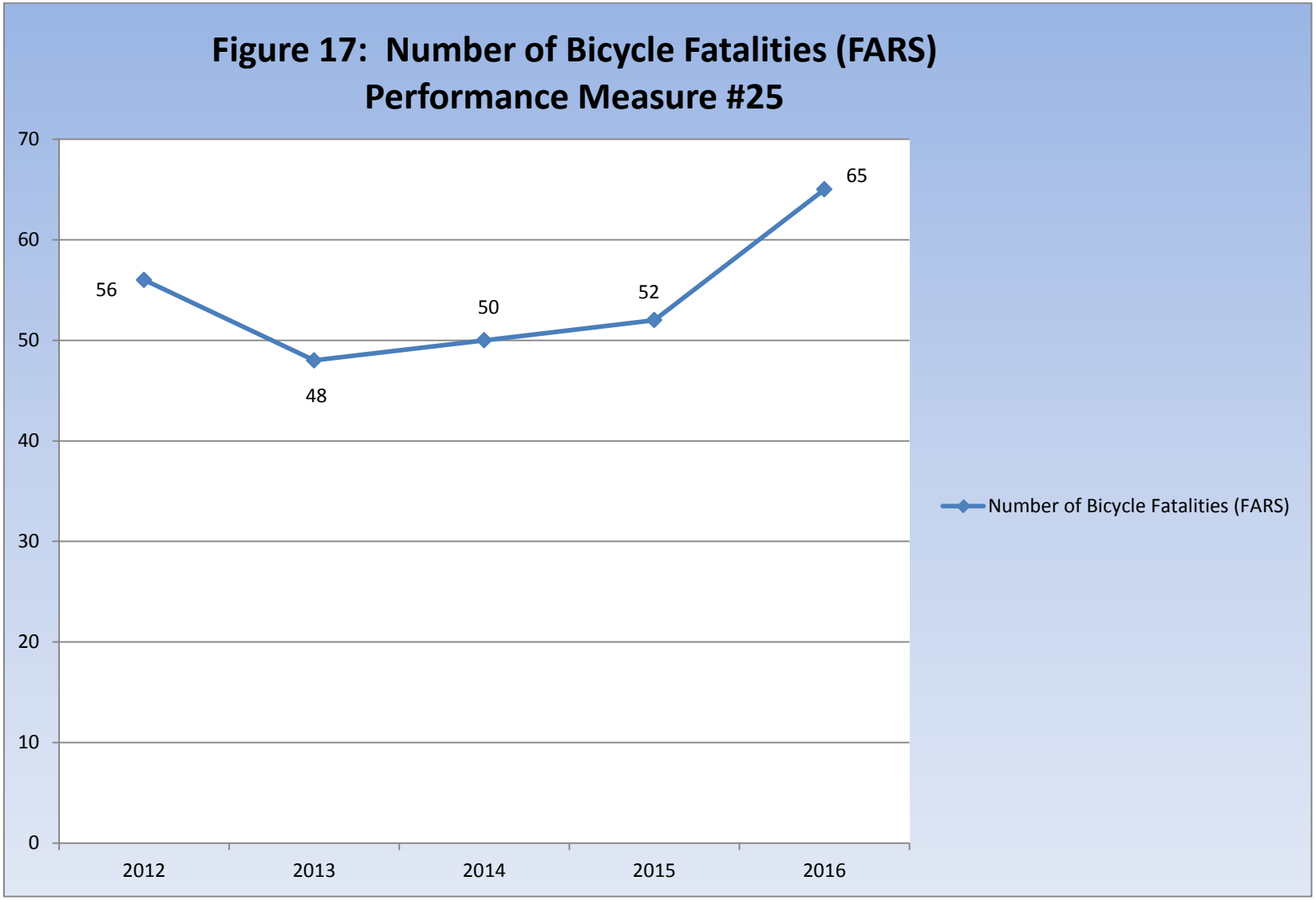

Source: *FARS. Retrieved From: https://cdan.nhtsa.gov/SASStoredProcess/guest*

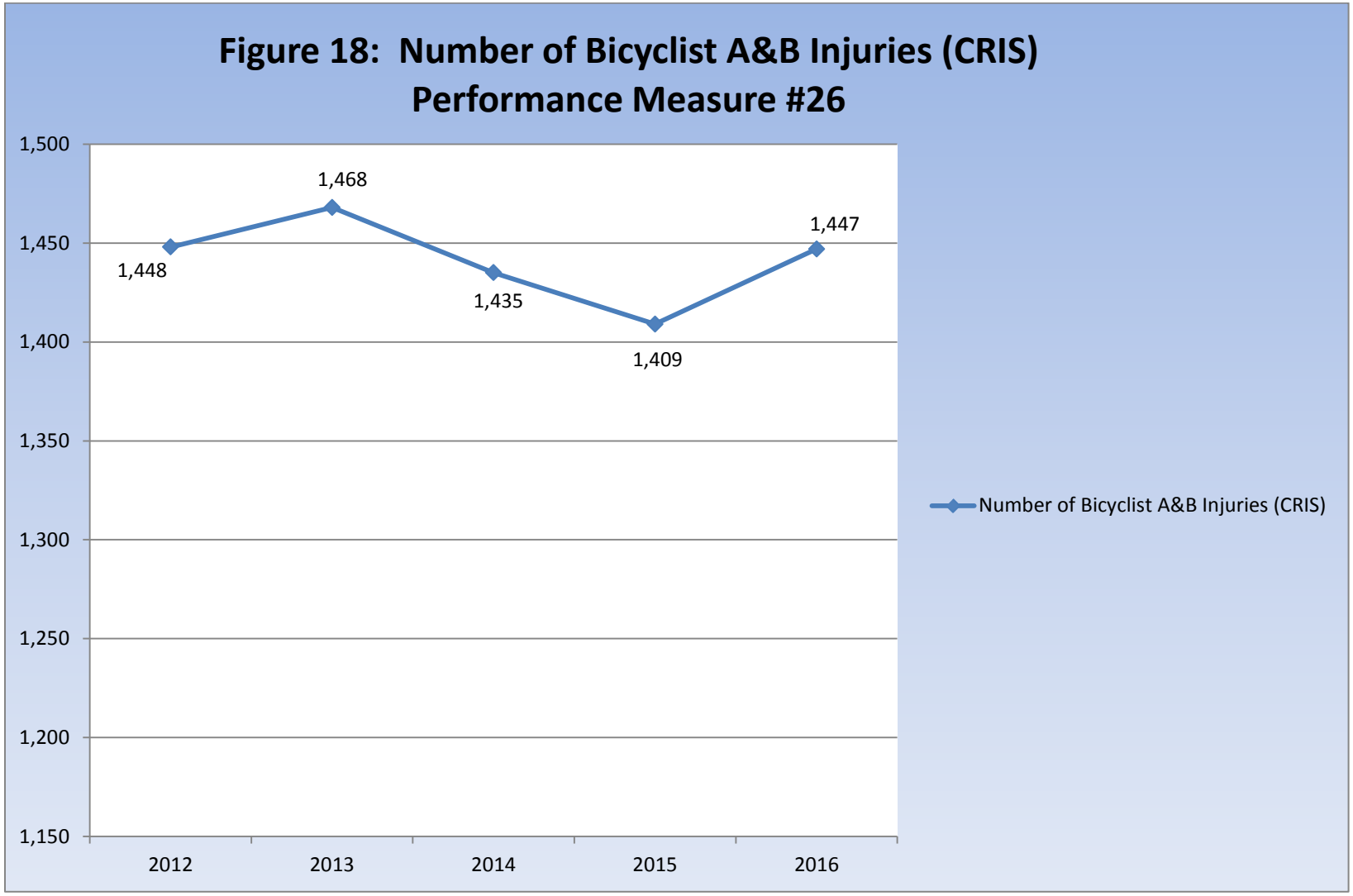

Source: *CRIS. Information Contained in this report represents reportable data collected from Texas Peace Officer's Crash Reports (CR-3) Received and processed by the Department as of November 27, 2017.*

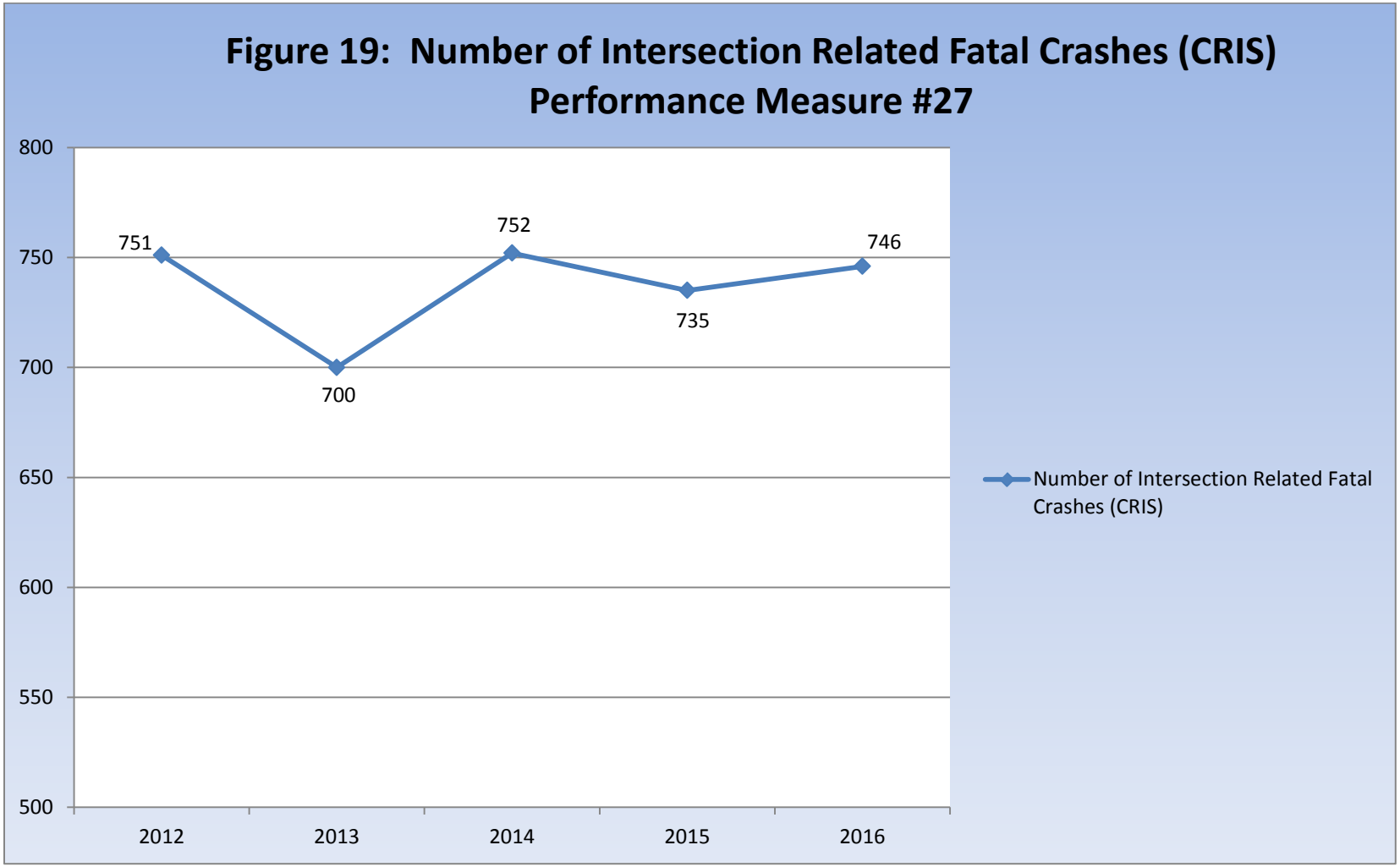

Source: *CRIS. Information Contained in this report represents reportable data collected from Texas Peace Officer's Crash Reports (CR-3) Received and processed by the Department as of November 27, 2017.*

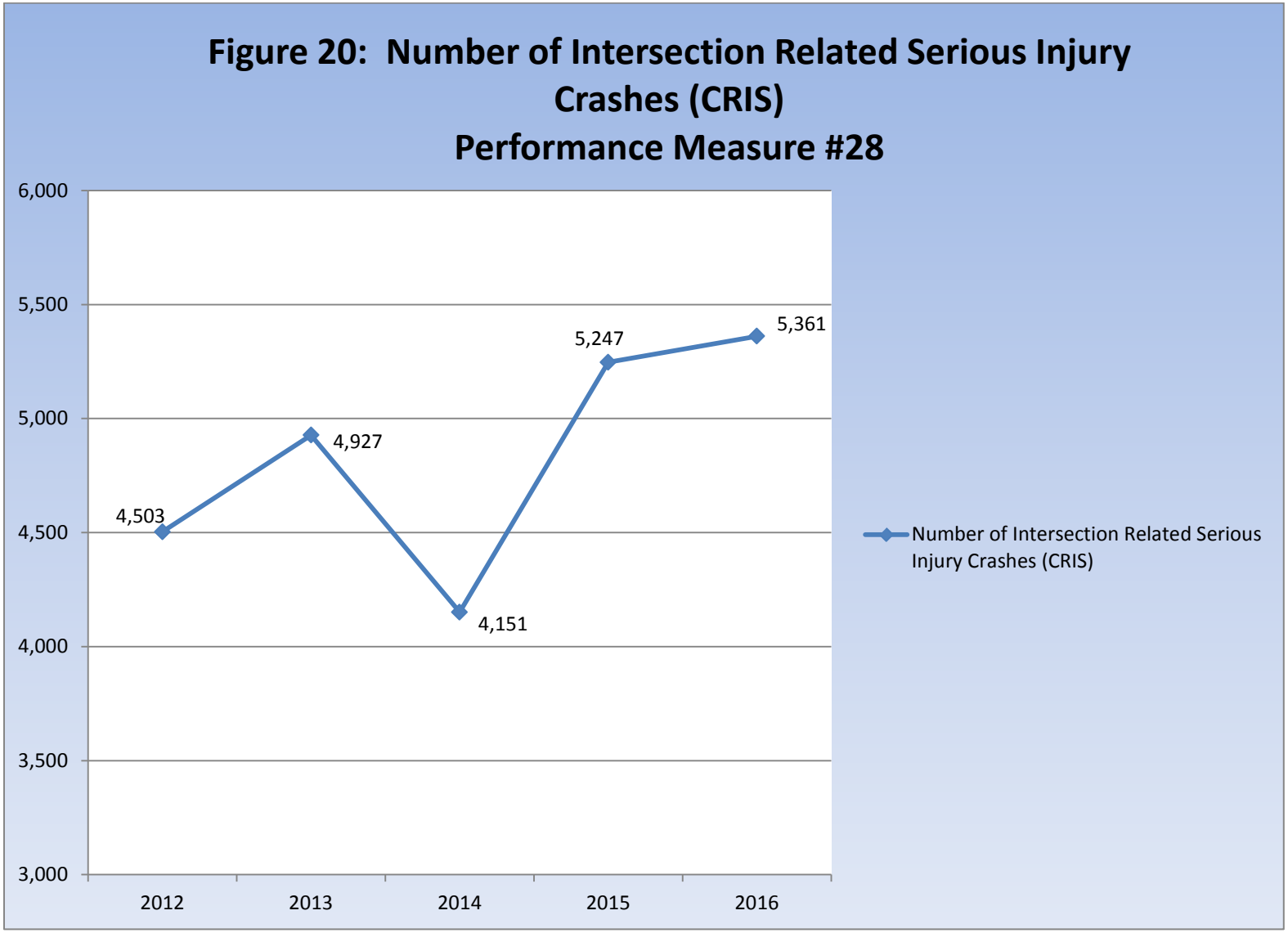

Source: *CRIS. Information Contained in this report represents reportable data collected from Texas Peace Officer's Crash Reports (CR-3) Received and processed by the Department as of November 27, 2017.*

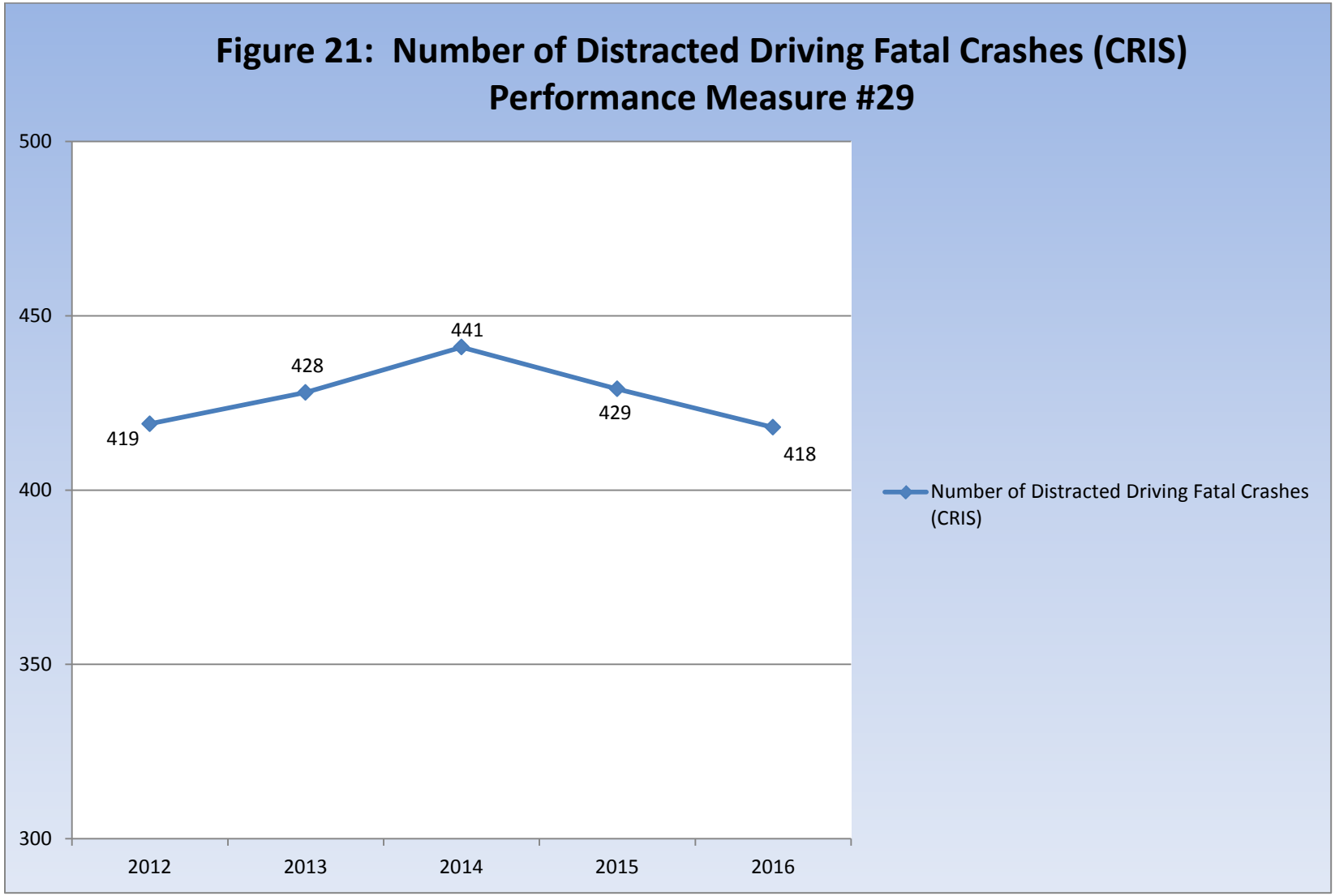

Source: *CRIS. Information Contained in this report represents reportable data collected from Texas Peace Officer's Crash Reports (CR-3) Received and processed by the Department as of November 27, 2017.*

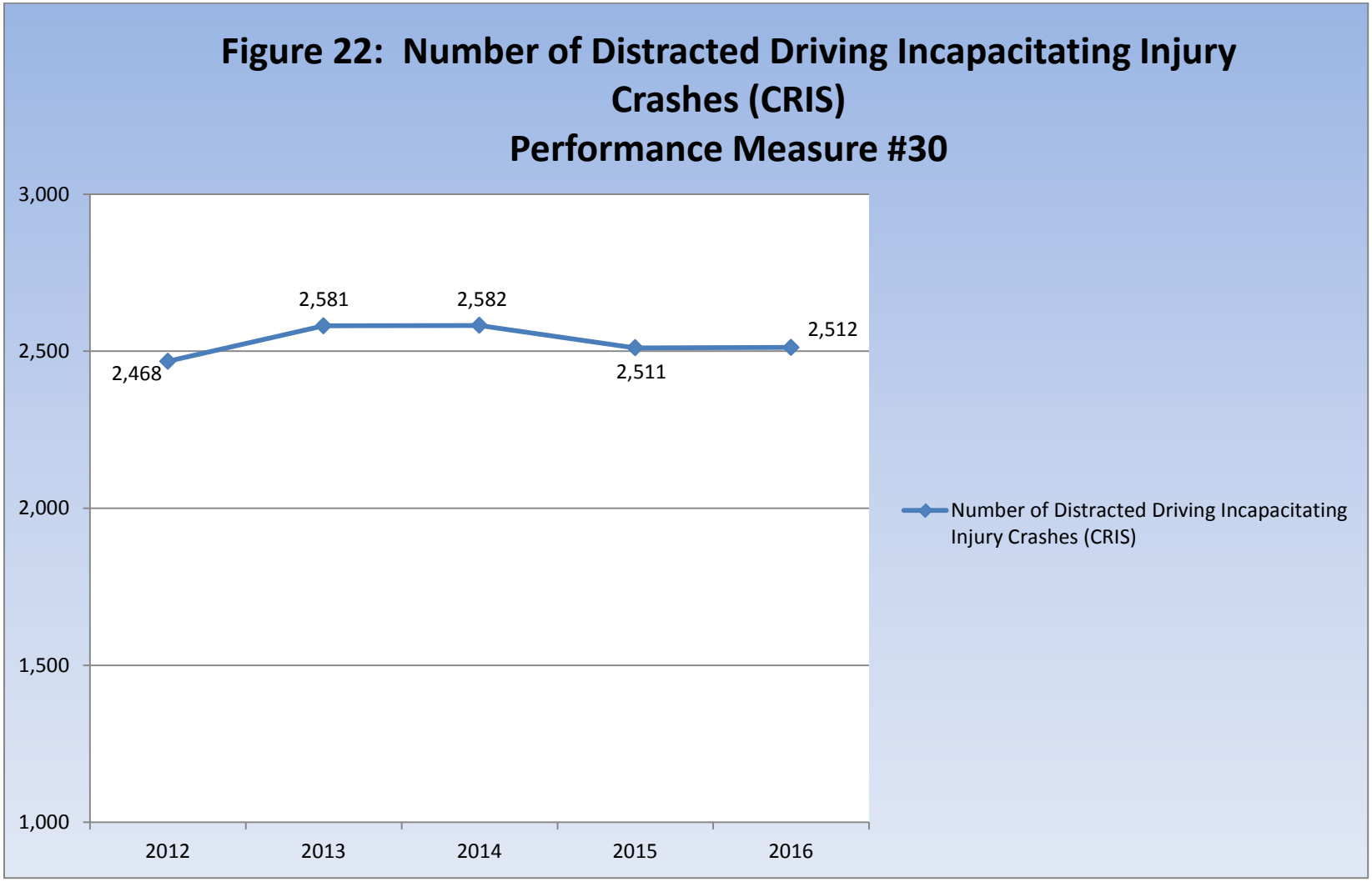

Source: *CRIS. Information Contained in this report represents reportable data collected from Texas Peace Officer's Crash Reports (CR-3) Received and processed by the Department as of November 27, 2017.*

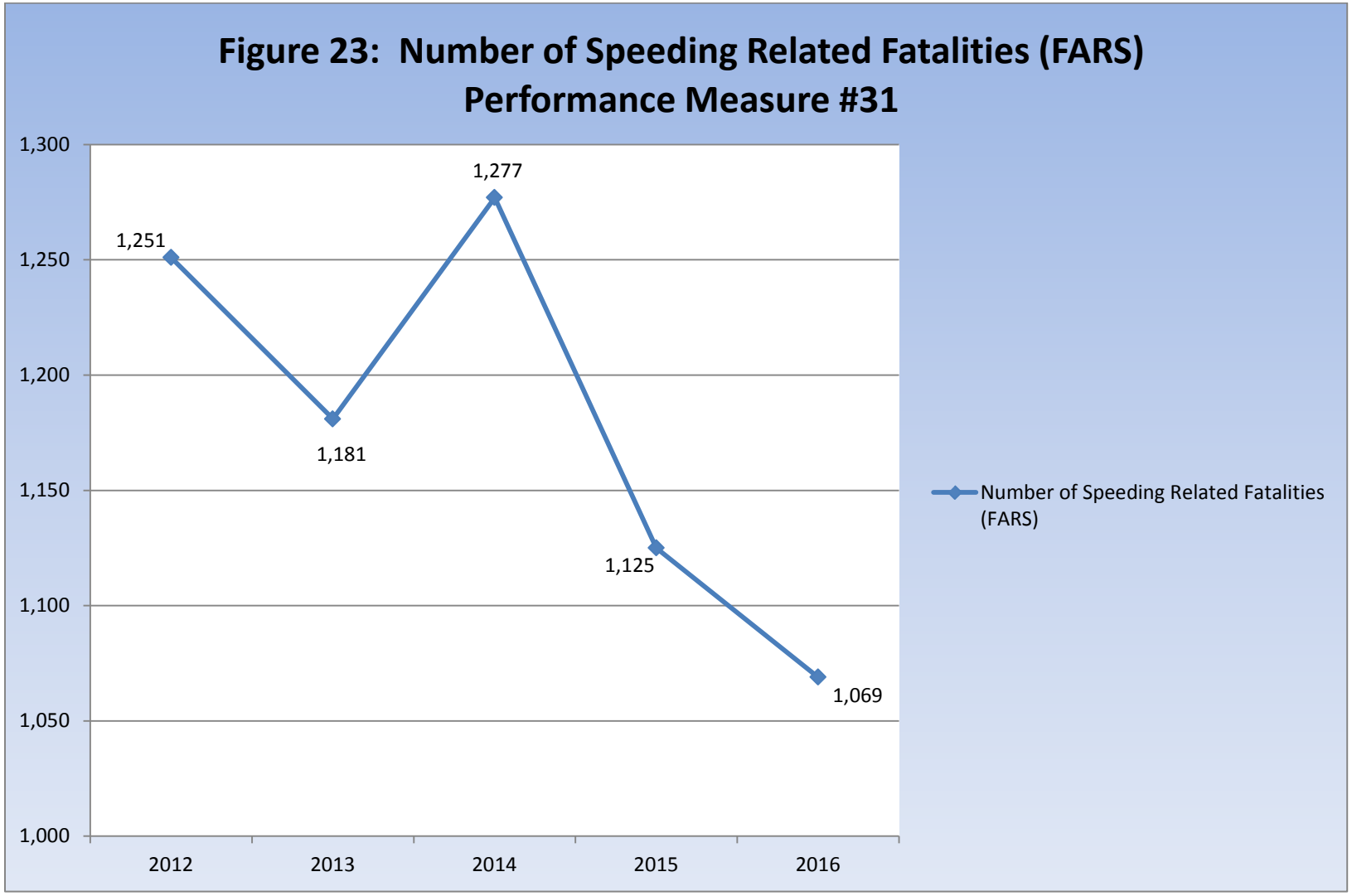

Source: *FARS. Retrieved From: https://cdan.nhtsa.gov/SASStoredProcess/guest*

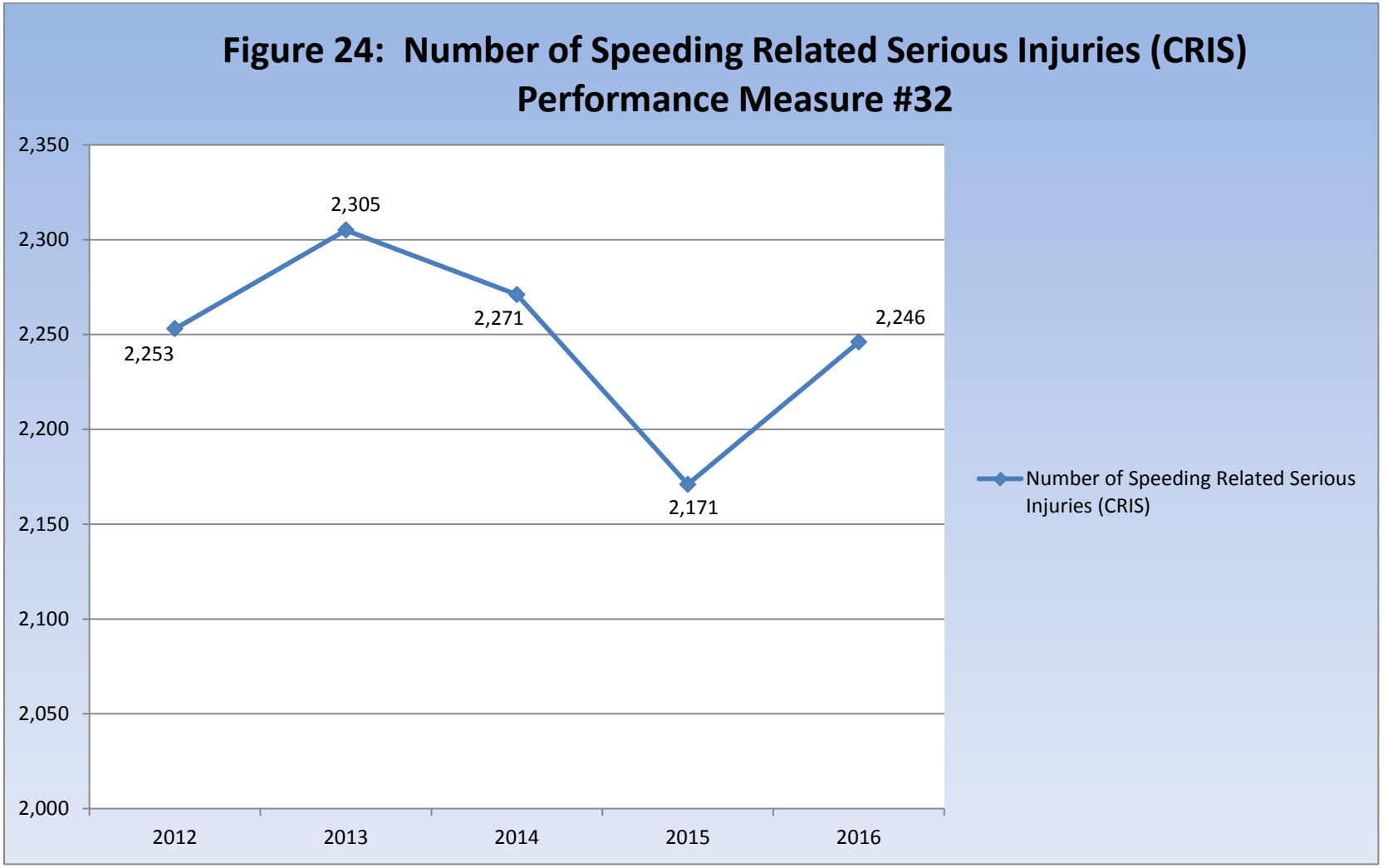

Source: *CRIS. Information Contained in this report represents reportable data collected from Texas Peace Officer's Crash Reports (CR-3) Received and processed by the Department as of November 27, 2017.*

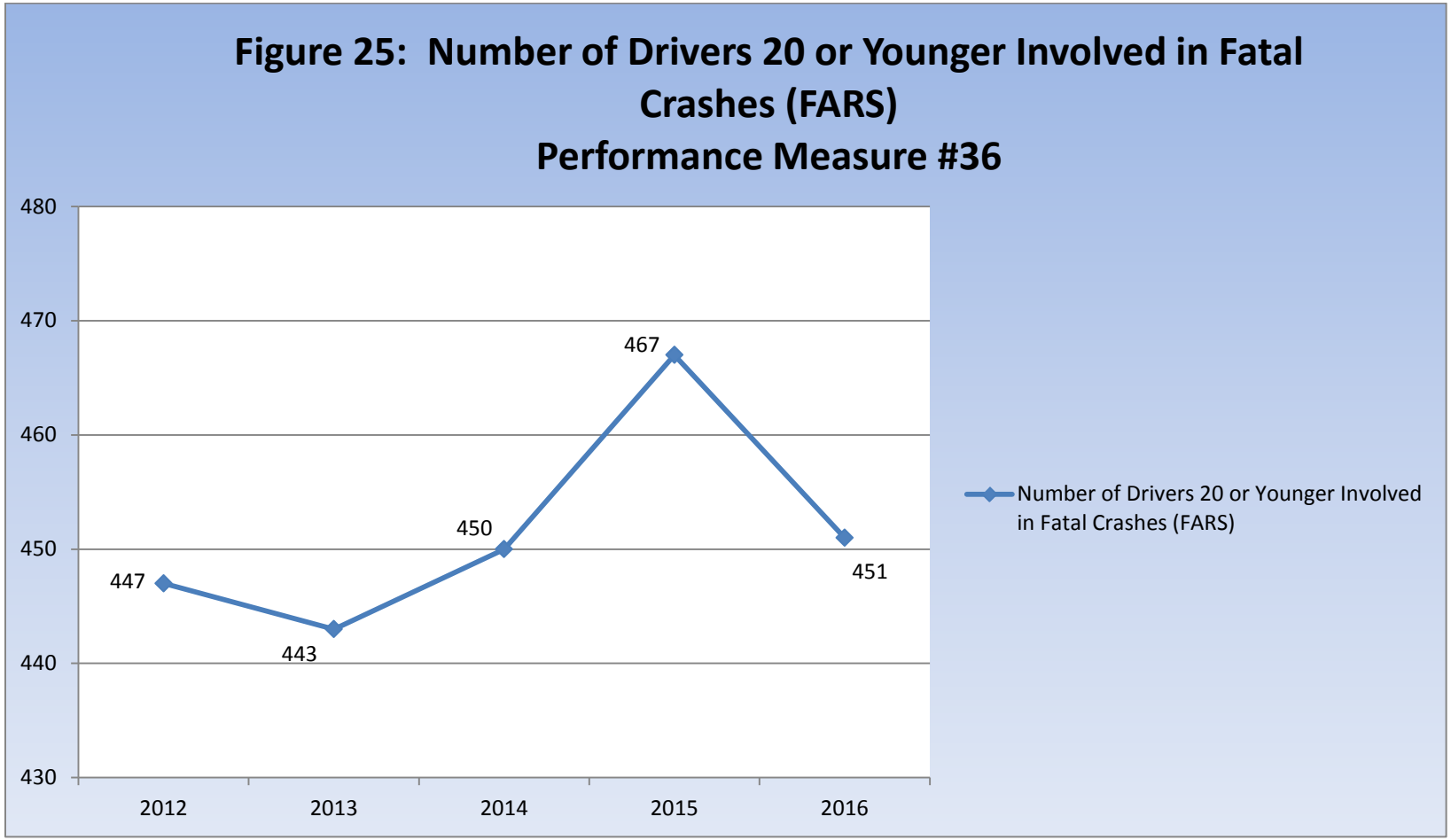

Source: *FARS. Retrieved From: https://cdan.nhtsa.gov/SASStoredProcess/guest*

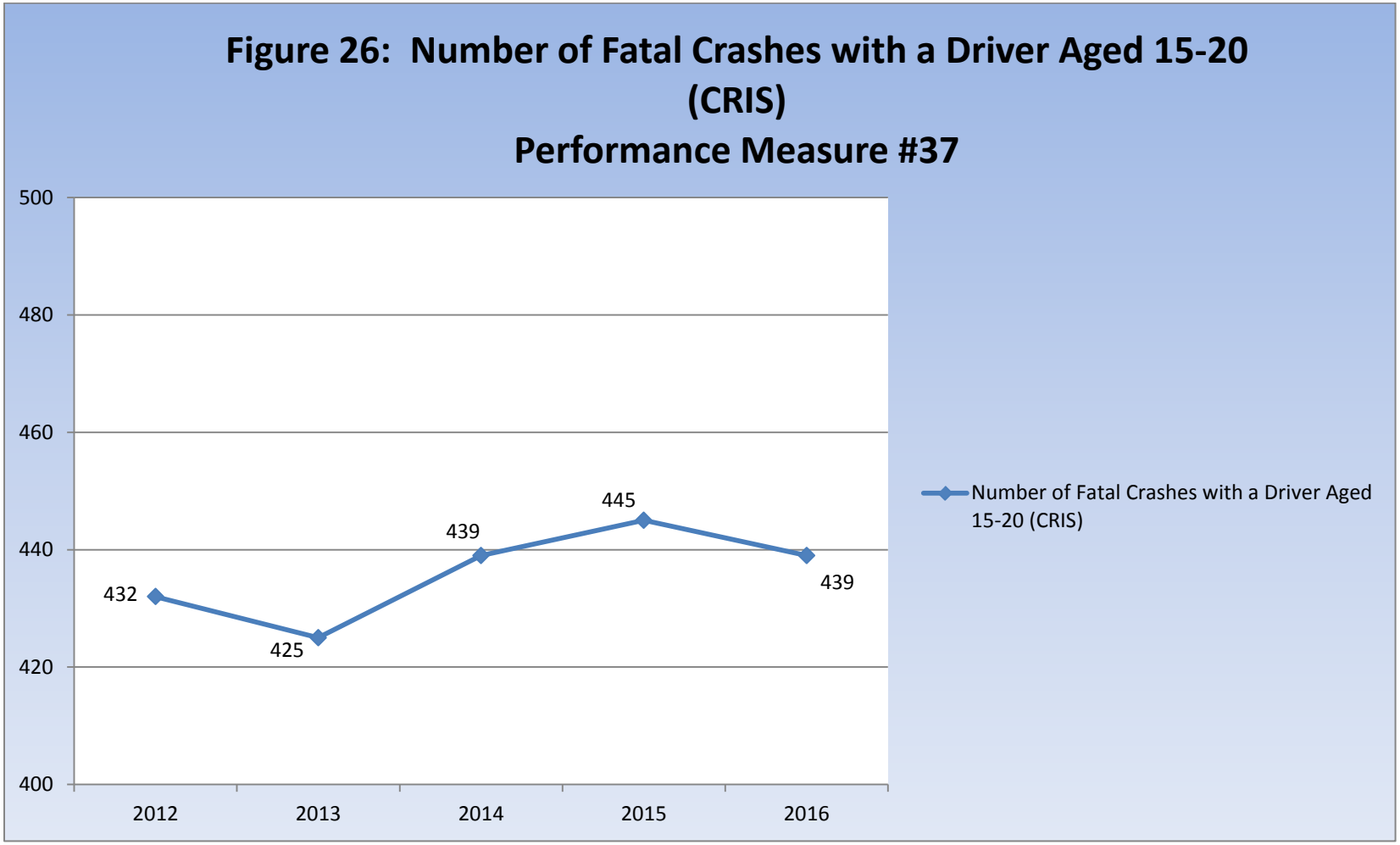

Source: *CRIS. Information Contained in this report represents reportable data collected from Texas Peace Officer's Crash Reports (CR-3) Received and processed by the Department as of November 27, 2017.*

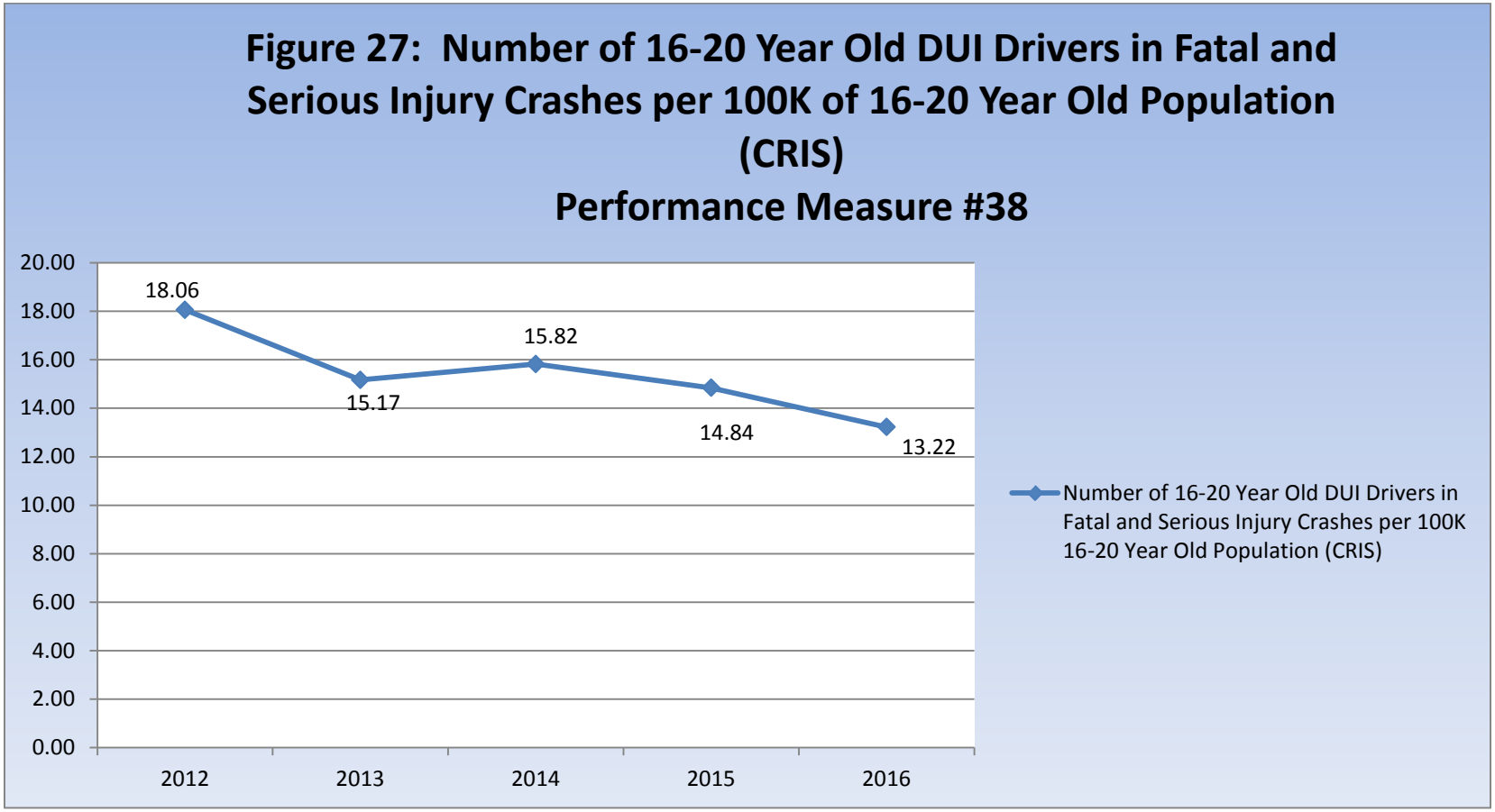

Source: *CRIS. Information Contained in this report represents reportable data collected from Texas Peace Officer's Crash Reports (CR-3) Received and processed by the Department as of November 27, 2017.*

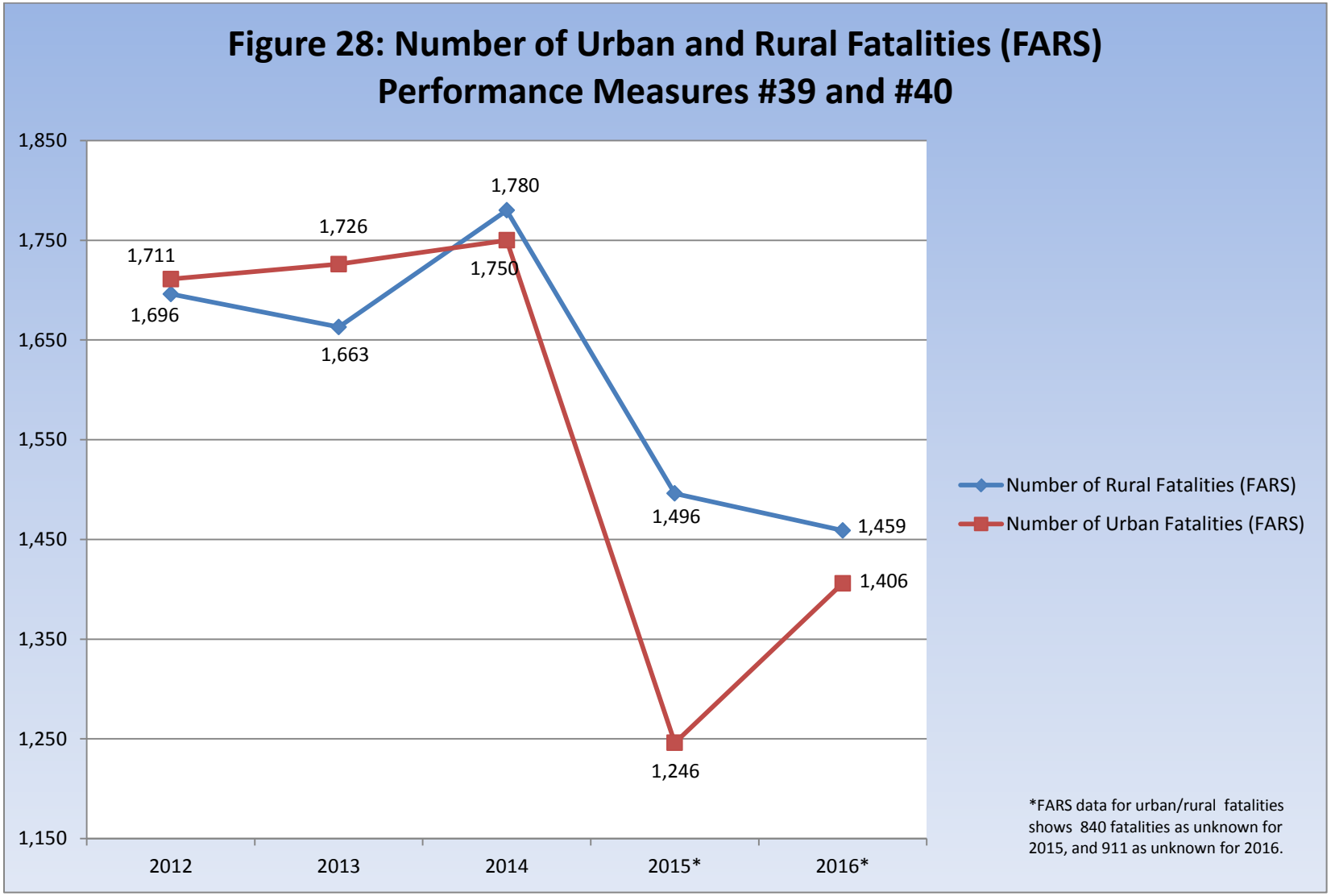

Source: *FARS. Retrieved From: https://cdan.nhtsa.gov/SASStoredProcess/guest*

Figure 29: Number of Fatal Crashes and Serious Injury Crashes at Railroad / Highway Crossings (CRIS) Performance Measures #41 and #42

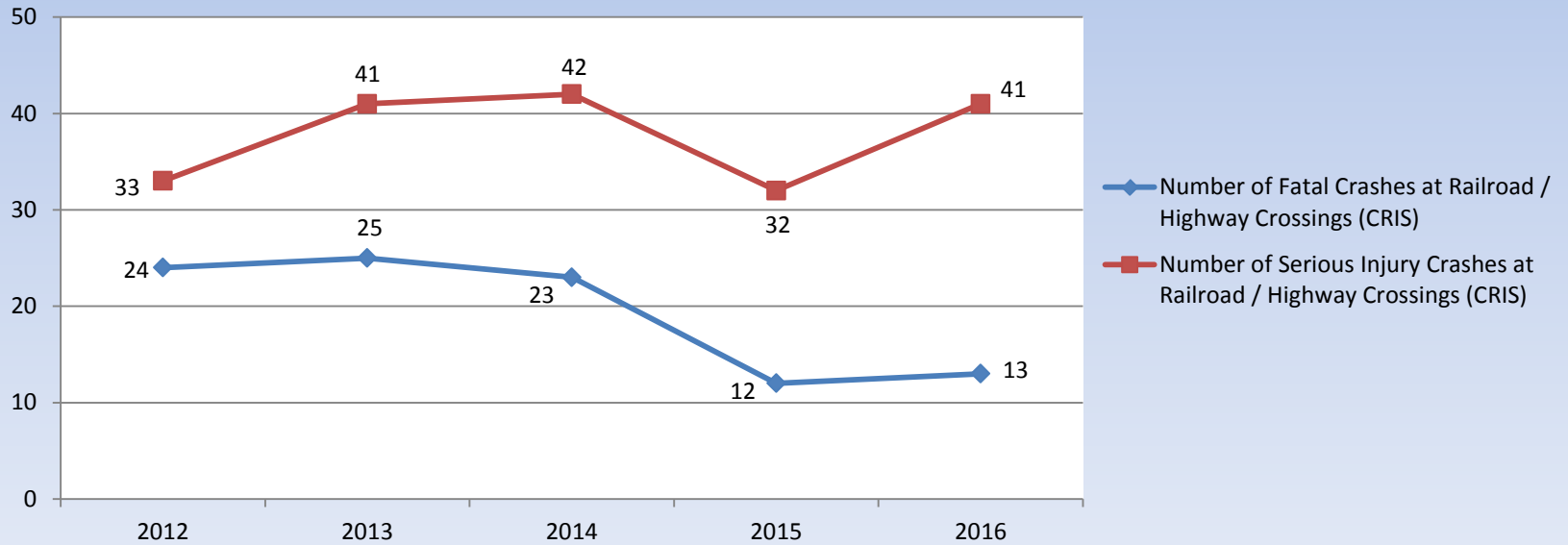

Source: *CRIS. Information Contained in this report represents reportable data collected from Texas Peace Officer's Crash Reports (CR-3) Received and processed by the Department as of November 27, 2017.*

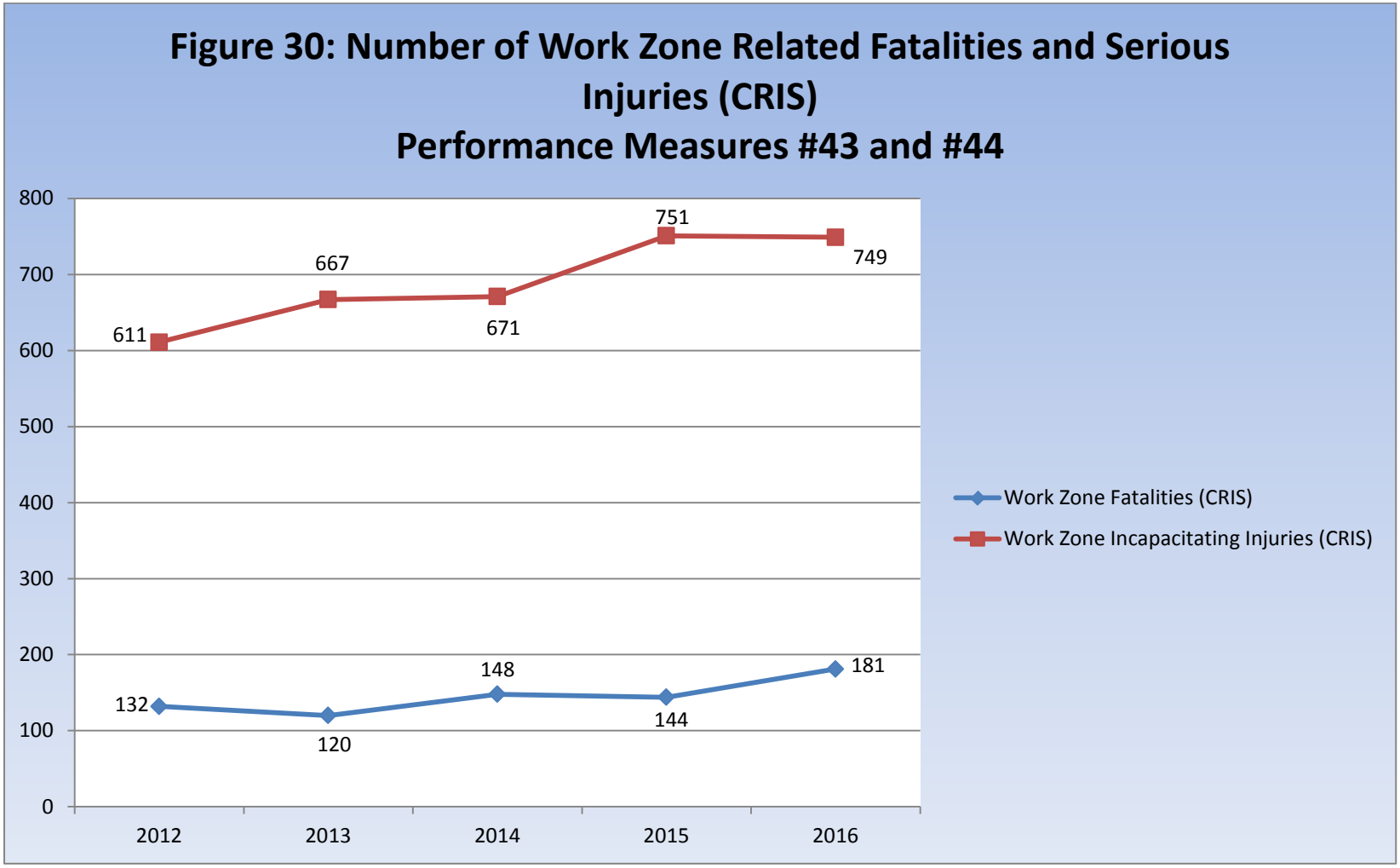

Source: *CRIS. Information Contained in this report represents reportable data collected from Texas Peace Officer's Crash Reports (CR-3) Received and processed by the Department as of November 27, 2017.*

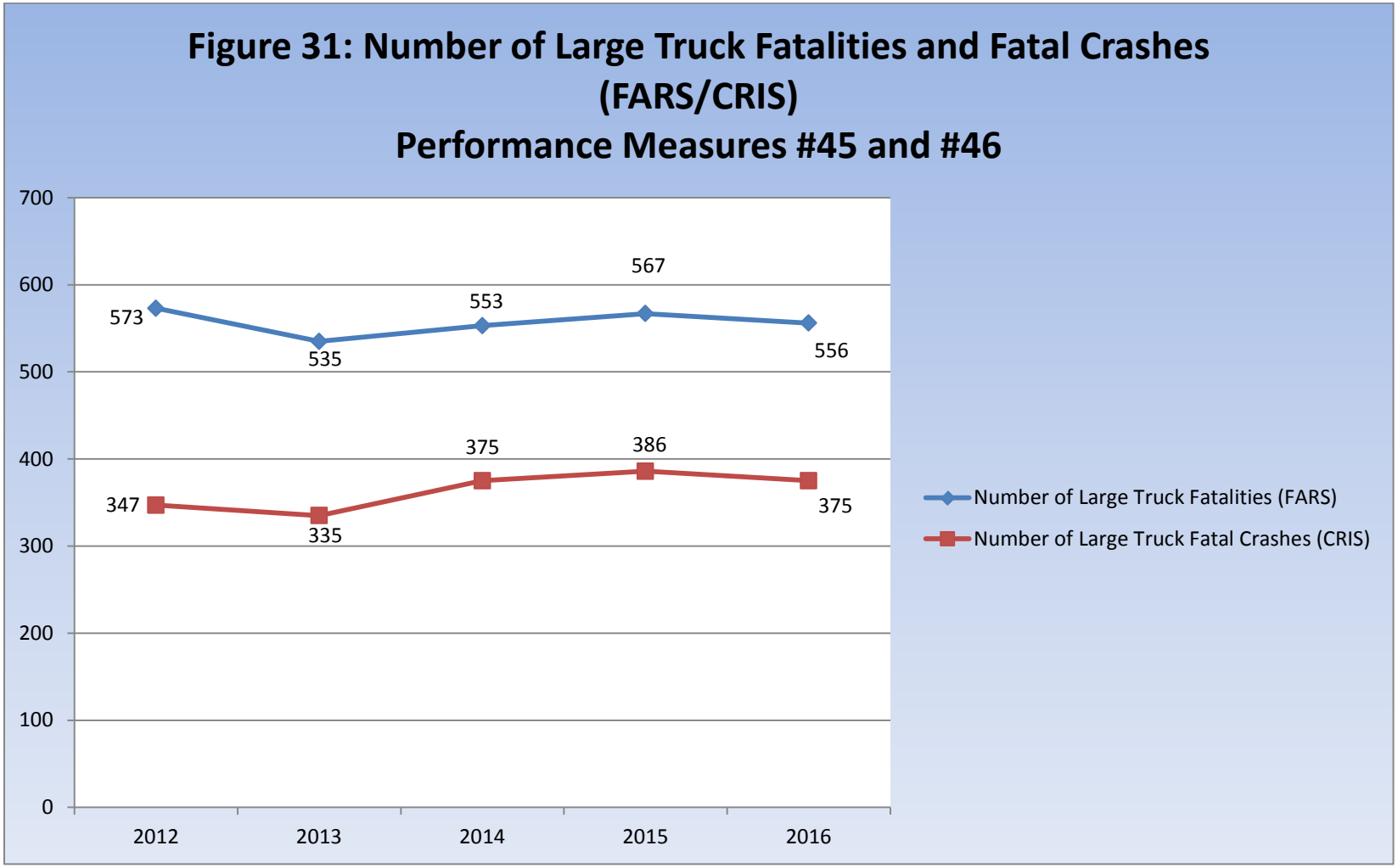

Source: *CRIS. Information Contained in this report represents reportable data collected from Texas Peace Officer's Crash Reports (CR-3) Received and processed by the Department as of November 27, 2017.*

Source: *FARS. Retrieved From: https://cdan.nhtsa.gov/SASStoredProcess/guest*

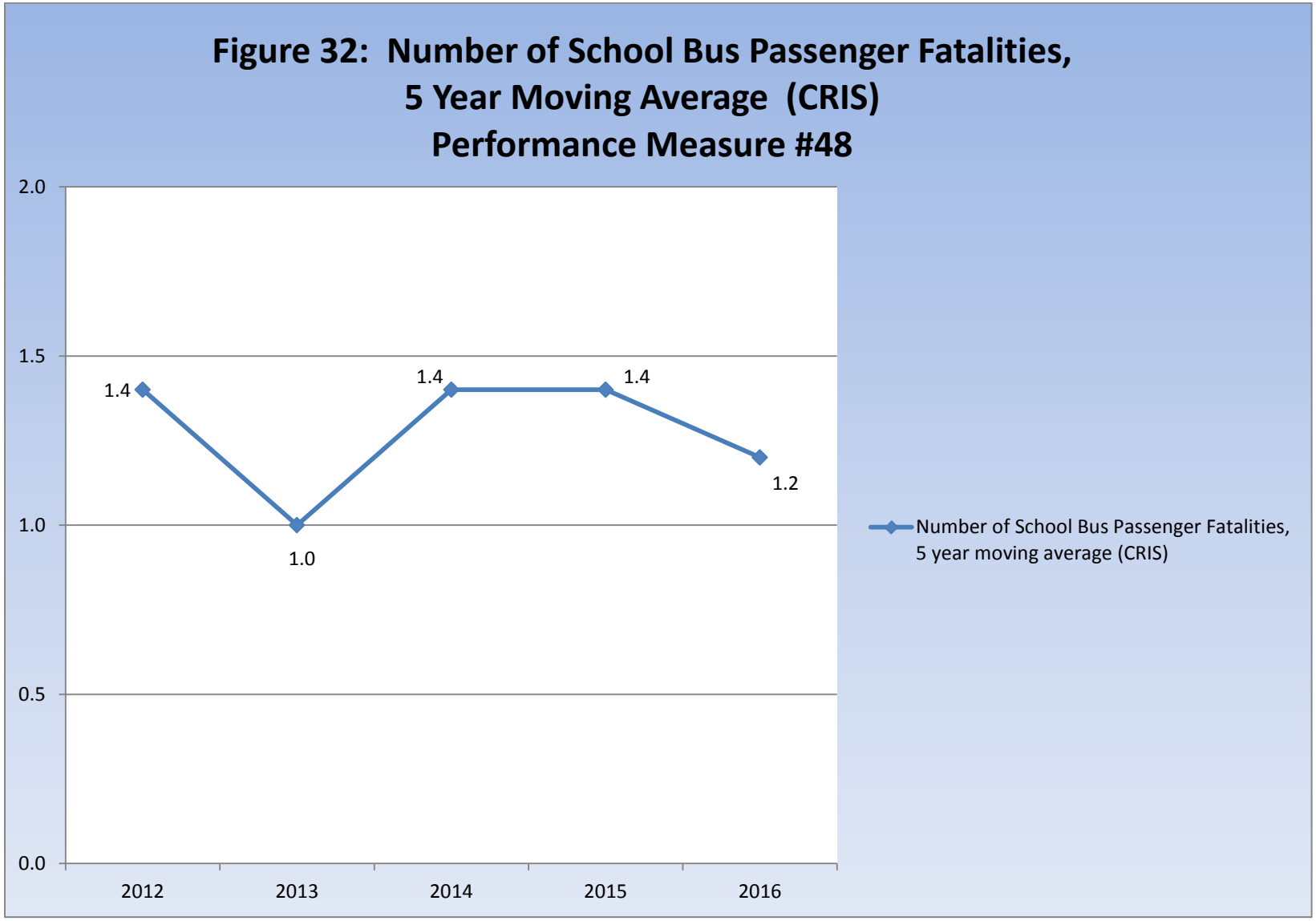

Source: *CRIS. Information Contained in this report represents reportable data collected from Texas Peace Officer's Crash Reports (CR-3) Received and processed by the Department as of November 27, 2017.*

DATA SOURCES AND GLOSSARY FOR PERFORMANCE MEASURES

Performance Measure Data Sources	
All crash and casualty data in this document originate from Texas police crash reports as coded in two record systems: the Fatality Analysis and Reporting System and the Texas Crash Record Information System. Differences in coding, the variables coded and definitions of those variables render direct comparisons among the data in the systems problematic. Although in most cases differences among the data in the systems are negligible and practically insignificant, for several variables, the differences are notable. This is especially true for crashes (and the casualties sustained in those crashes) that involve alcohol and/or other drugs and to a lesser extent for crashes involving specific vehicle types. The definitions offered in the glossary are provided both to assist in clarifying those differences and to improve the precision of statements about the crash and casualty experience in Texas.	
Fatality Analysis and Reporting System (FARS)	All FARS data through 2015 are from final FARS data sets. FARS 2016 data are ARF. FARS crash and fatality data for periods after 2015 are not final and, therefore, are subject to change.
TxDOT Crash Record Information System (CRIS)	TxDOT CRIS is the replacement for the legacy system Texas Accident File.

Performance Measure Glossary	
Term	**Definition**
Alcohol-Related Crashes (or Casualties)	FARS "New Definition" based on the highest BAC of involved drivers and motorcycle riders (operators) only: Crashes (or fatalities) in which at least one driver or motorcycle operator had a BAC ≥ .08 g/dL. (Also referred to as "Alcohol-impaired driving crashes/casualties). All FARS-based alcohol-related data reported in the HSPP include those crashes in which at least one driver had a known BAC test result and those for which alcohol involvement has been estimated when alcohol test results are unknown, i.e., alcohol involvement based on NHTSA's multiple imputation procedures.
DUI-Related Crashes (or Casualties) - Alcohol or Other Drugs	TXDOT: A BAC result >0.00 g/dL or a positive substance test result was indicated for at least one driver, or "had been drinking," "under the influence of alcohol," "under the influence - drug" or "taking medication" was identified as a contributing factor
Intersection and Intersection-Related Crashes	TXDOT: A crash in which the first harmful event occurred on an approach to or exit from an intersection and resulted from an activity, behavior or control related to the movement of traffic units through the intersection. TxDOT CRIS Codes: INTRST_RELAT_ID = 1 - Intersection, or 2 - Intersection Related.
Large Truck-Involved Crashes (or Fatalities)	TXDOT: All crashes Involving at least one vehicle with a vehicle body type of "Semi-Trailer" or "Truck-Tractor." TxDOT CRIS Codes: VEH_TYPE_ID = 6 - Semi–Trailer, or 24 - Truck-Tractor).
Motor Vehicle-Related Bicycle Fatalities	TXDOT: A death of a pedalcyclist resulting from a crash involving a motor vehicle. Bicyclist deaths and injuries unrelated to motor vehicle crashes are not included. TxDOT CRIS Codes: PERSN_TYPE_ID = 7 – Pedalcyclist.
Motor Vehicle-Related Pedestrian Fatalities	FARS: All deaths of pedestrians resulting from a crash involving a motor vehicle.

Performance Measure Glossary	
Term	**Definition**
Motorcyclist Fatalities	FARS: Data categorized as motorcyclist fatalities include fatalities to operators and passengers of vehicles identified in FARS as a: motorcycle, moped (motorized bicycle), three-wheel motorcycle or moped - not all-terrain vehicle, off-road motorcycle (2-wheel), other motored cycle type (minibikes, motor scooters), or unknown motored cycle type.
Railroad Grade Crossing Crashes	TXDOT: Crashes at at-grade railroad/highway crossings, whether or not a train was involved – not limited to collisions with trains. TxDOT CRIS Codes: CRASH RAILROAD RELATED FLAG ID = Y, or HARM_EVNT = 3 - RR Train, or Physical Feature = 17, or OBJECT STRUCK = 10 - Hit Train Moving Forward) , or 11 - Hit Train Backing), or 12 - Hit Train Standing Still, or 13 - Hit Train-Action Unknown, or 24 - Hit Railroad Signal Pole or Post, or 25 - Hit Railroad Crossing Gates.
School Bus Passenger Fatalities	FARS: All fatalities to passengers of school buses. Included are vehicles identified in FARS as “School Buses” and other vehicles used as School Buses (e.g., vans). Note: Data provided are five year moving averages.
Severity of crash/Severity of injury	FARS and TXDOT: Crashes are coded in accordance with the highest degree of injury suffered in the crash, where: Incapacitating injury (A) - not able to walk, drive, etc. Non-incapacitating injury (B) - bump on head, abrasions, minor lacerations, etc. Possible injury (C) – e.g., limping, complaint of pain Fatal injury (F or K) - a death resulting from a crash that occurs within 30 days of the crash Non-injury (N or Property Damage Only- PDO). “Serious” crashes or injuries are all crashes (casualties) in which the highest level of injury sustained was at least one incapacitating injury (A), plus all crashes in which the highest level of injury sustained was at least one non-incapacitating injury (B).
Speeding-Related Crashes (Casualties)	FARS: Crashes in which at least one driver was driving too fast for conditions or in excess of the posted maximum limit.
Texas Population	FARS: Population-based crash and casualty rates use Texas population estimates derived from FHWA's Highway Statistics and/or US Census Estimates for the relevant year. TXDOT: Texas population data used for calculating population-based crash and casualty rates were obtained from the Texas State Data Center and Office of the State Demographer. Population-based crash and casualty rates through CY 2016 are based on Texas State Data Center population estimates.

Performance Measure Glossary	
Term	**Definition**
Vehicle Miles Traveled (VMT)	FARS: All annual VMT-based crash and casualty rates, expressed in 100M VMT (100 million vehicles miles traveled, using FARS crash and casualty data are derived from FHWA's Highway Statistics for the relevant year. TXDOT: All annual VMT estimates used in this document are derived from TXDOT's Transportation Planning and Programming Division's (TPP) estimates of daily vehicle miles traveled These estimates include all vehicle miles on all roadways in Texas. Total VMT includes VMT on state, city and county-maintained roads. All mileage-based crash and casualty rates based on TXDOT data use TPP VMT estimates as the denominator.
Work Zone Injuries and Fatalities	TXDOT: Fatalities and serious injuries in crashes occurring in a Work Zone whether or not construction related. TxDOT CRIS codes; CRASH ROAD CONSTRUCTION ZONE FLAG_ID = Y, or CRASH ROAD CONSTRUCTION ZONE WORKER FLAG_ID = Y, or OTHR_ FACTR = 49 - Construction Zone - Not Construction Related), or 50 - Construction Zone - Construction Related, or 51 - Other Maintenance Area - Not Construction Related, or 52 - Other Maintenance Area - Construction Related.

Section Three
PROGRAM AREA REPORTS

Planning and Administration PA - 01

Project Descriptions

Task: ***Program Management*** ***Planning and Administration PA - 01***

Organization Name *Division* TRF-TS *Project Number*

TxDOT - Traffic Safety **2017-TRF-G-1YG-180**

Title / Desc. ***Traffic Safety Program Operations***

Conduct and manage the Texas Traffic Safety Program in order to identify traffic safety problem areas and implement programs to reduce the number and severity of traffic-related crahses, injuries, and fatalities.

Financial Information:

Fund	Source	# Projects		Federal Funding	State Funding	Program Income	Local Match	Project Total
State	State	1	Planned:		$3,446,915.00			$3,446,915.00
		1	Actuals:		$5,488,983.87			$5,488,983.87

Task: ***Program Management*** ***Planning and Administration PA - 01***

Organization Name *Division* TRF-TS *Project Number*

TxDOT - Traffic Safety **2017-TRF-G-1YG-0179**

Title / Desc. ***eGrants Software Enhancement Services***

Provide software development services for the continued enhancement of the TxDOT Traffic Safety Electronic Grants Management System (eGrants) using Agate's IntelliGrants COTS product

Project Notes

Not implemented. See Appendix B.

Financial Information:

Fund	Source	# Projects		Federal Funding	State Funding	Program Income	Local Match	Project Total
402	PA	1	Planned:	$75,000.00				$75,000.00
			Actuals:					

Task: ***Program Management*** ***Planning and Administration PA - 01***

Organization Name *Division* TRF-TS *Project Number*

TxDOT - Traffic Safety **2017-TRF-G-1YG-0179**

Title / Desc. ***eGrants Business Analysis Services***

Provide business analysis services for the continued enhancement and support of the TxDOT Traffic Safety Electronic Grants Management System (eGrants)

Financial Information:

Fund	Source	# Projects		Federal Funding	State Funding	Program Income	Local Match	Project Total
402	PA	1	Planned:	$550,000.00				$550,000.00
		1	Actuals:	$450,029.89				$450,029.89

Task: ***Program Management*** — ***Planning and Administration PA - 01***

Organization Name — *Division* TRF-TS — *Project Number*

TxDOT - Traffic Safety — **2017-TRF-G-1YG-0181**

Title / Desc. ***eGrants Software Support Services***

Provide software services for the maintenance support of the TxDOT Traffic Safety Electronic Grants Management System (eGrants) using Agate's IntelliGrants COTS product

Project Notes

Funding for this project was included in Traffic Safety Program Operations

Financial Information:

Fund	Source	# Projects		Federal Funding	State Funding	Program Income	Local Match	Project Total
State	State	1	Planned:		$50,000.00			$50,000.00
		1	Actuals:					

Task: ***Training*** — ***Planning and Administration PA - 01***

Organization Name — *Division* TRF-TS — *Project Number*

Texas A&M Transportation Institute — **2017-TTI-G-1YG-0109**

Title / Desc. ***2017 Statewide Traffic Safety Conference***

TTI will plan and conduct a ninth Statewide Traffic Safety Conference. This project provides support for planning, implementing and reporting on that conference.

Performance Objectives	Target	Actual	Met?
▪ Achieve increase in conference registrations compared to 2016	10 %	1 %	☐
▪ Conduct statewide traffic safety conference	1	2	☑
▪ Coordinate plan for a ninth statewide traffic safety conference	1	2	☑
▪ Provide evaluation of conference participant satisfaction and other performance metrics	1	2	☑

Financial Information:

Fund	Source	# Projects		Federal Funding	State Funding	Program Income	Local Match	Project Total
402	PA	1	Planned:	$56,324.26		$30,000.00	$8,000.00	$94,324.26
		1	Actuals:	$56,299.21			$101,733.46	$158,032.67

FY 2017 Traffic Safety Funds
Program Area Expenditure Summary

Planning and Administration

PA - 01

Task		# Proj	Total	FEDERAL						MATCH			Fed. 402 to Local
				402	405B	405C	405D	405F		STATE	INCOME	LOCAL	
Enforcement													
Evaluation													
Program Management	*Planned:*	4	$4,121,915.00	$625,000.00						$3,496,915.00			
	Actual:	3	$5,939,013.76	$450,029.89						$5,488,983.87			
Public Information Campaigns													
Training	*Planned:*	1	$94,324.26	$56,324.26							$30,000.00	$8,000.00	
	Actual:	1	$158,032.67	$56,299.21								$101,733.46	
TOTALS:	*Planned:*	5	**$4,216,239.26**	**$681,324.26**						**$3,496,915.00**	**$30,000.00**	**$8,000.00**	
	Actual:	4	**$6,097,046.43**	**$506,329.10**						**$5,488,983.87**		**$101,733.46**	

Alcohol and Other Drug Counter Measures AL - 02

Goals

- To reduce the number of alcohol impaired and driving under the influence of alcohol and other drug-related crashes, fatalities and injuries.
- To reduce the number of alcohol impaired and driving under the influence of alcohol and other drug-related crashes, injuries and fatalities.
- To reduce the number of DUI-related crashes where the driver is underage 21

Strategies

- *Educate the public and stakeholders on the use of interlock devices and other alcohol monitoring technologies for DWI offenders.*
- *Improve adjudication and processing of DWI cases through improved training for judges, administrative license revocation judges, prosecutors, and probation officers.*
- *Improve and increase training for law enforcement officers.*
- *Improve anti-DWI public information and education campaigns including appropriate bilingual campaigns.*
- *Improve BAC testing and reporting to the State's crash records information system.*
- *Improve DWI processing procedures.*
- *Improve education programs on alcohol and driving for youth.*
- *Increase and sustain high visibility enforcement of DWI laws.*
- *Increase enforcement of driving under the influence by minors laws.*
- *Increase intervention efforts.*
- *Increase public education and information, concentrating on youth age 5-13 and 14-20, including parent education on drinking and driving.*
- *Increase the number of law enforcement task forces and coordinated enforcement campaigns.*
- *Increase the use of warrants for mandatory blood draws.*
- *Increase training for anti-DWI advocates.*

Project Descriptions

Task: ***Enforcement*** — ***Alcohol and Other Drug Counter Measures AL - 02***

Organization Name — *District* SAT — *Project Number*

Bexar County District Attorney's Office — **2017-BexarCoD-G-1YG-0149**

Title / Desc. ***Bexar County No-Refusal Initiative***

To expand and improve county-wide DWI enforcement and prosecution by operating an all day, every day no-refusal program; and to provide the necessary training for prosecution in DWI trial advocacy.

Strategies Addressed

- Improve adjudication and processing of DWI cases through improved training for judges, administrative license revocation judges, prosecutors, and probation officers.
- Improve DWI processing procedures.
- Increase and sustain high visibility enforcement of DWI laws.
- Increase the use of warrants for mandatory blood draws.

Performance Objectives	*Target*	*Actual*	*Met?*
▪ Achieve decrease from last year in the number of DWI related arrests by	3 %	2 %	☐
▪ Achieve rate in the number of voluntary breathalyzer tests by those arrested for misdemeanor DWI offenses by	6 %	57 %	☑
▪ Achieve conviction rate of those charged with misdemeanor DWI by	75 %	83 %	☑
▪ Achieve rate of pleas taken thereby reducing the number of hours police officers are required to testify by	75 %	82 %	☑

Financial Information:

Fund	*Source*	*# Projects*		*Federal Funding*	*State Funding*	*Program Income*	*Local Match*	*Project Total*
405D	M5HVE	1	*Planned:*	$44,584.68			$33,417.58	$78,002.26
		1	*Actuals:*	$21,856.40			$39,146.51	$61,002.91

Task: ***Enforcement*** — ***Alcohol and Other Drug Counter Measures AL - 02***

Organization Name — *District* DAL — *Project Number*

Collin County District Attorney's Office — **2017-CollinDA-G-1YG-0011**

Title / Desc. ***DWI No Refusal Mandatory Blood Draw Program***

Reduce DWI offenses and prevent alcohol-involved crashes through provision of health care professionals to perform blood draws on weekend nights and holidays.

Strategies Addressed

- Increase the use of warrants for mandatory blood draws.

Performance Objectives	*Target*	*Actual*	*Met?*
▪ Achieve blood alcohol content (BAC) data collection rate for suspected DWI offenses	80 %	97 %	☑
▪ Conduct public awareness events detailing the No Refusal campaign	12	10	☐
▪ Maintain minimum conviction rate for DWI cases with evidence of intoxication	90 %	95 %	☑

Financial Information:

Fund	*Source*	*# Projects*		*Federal Funding*	*State Funding*	*Program Income*	*Local Match*	*Project Total*
405D	M5HVE	1	*Planned:*	$55,380.00			$13,954.44	$69,334.44
		1	*Actuals:*	$53,040.00			$94,815.25	$147,855.25

Task: ***Enforcement*** ***Alcohol and Other Drug Counter Measures AL - 02***

Organization Name *District* HOU *Project Number*

Harris County District Attorney **2017-HarrisDA-G-1YG-0112**

Title / Desc. ***Search Warrants Stop Impaired Drivers: Harris County District Attorney's Office No Refusal Program***

To continue to expand and educate citizens of the dangers of impaired driving by increasing our No Refusal program to three-day weekends, holidays, as well as additional locations.

Strategies Addressed

- Improve and increase training for law enforcement officers.
- Improve anti-DWI public information and education campaigns including appropriate bilingual campaigns.
- Improve DWI processing procedures.
- Increase and sustain high visibility enforcement of DWI laws.
- Increase enforcement of driving under the influence by minors laws.
- Increase intervention efforts.
- Increase the number of law enforcement task forces and coordinated enforcement campaigns.
- Increase the use of warrants for mandatory blood draws.
- Increase training for anti-DWI advocates.
- Increase and sustain enforcement of traffic safety-related laws.
- Increase public education and information campaigns regarding enforcement activities.

Performance Objectives	*Target*	*Actual*	*Met?*
▪ Collect Data Sets Obtained Pursuant to Blood Search Warrants Executed This Month	12	12	☑
▪ Coordinate Nights of No Refusal	156	166	☑
▪ Produce Press Releases/Events about the No Refusal Program	30	8	☐
▪ Provide Blood Search Warrants to Arresting DWI Officers During Data Set Period	2,000	2,423	☑

Financial Information:

Fund	*Source*	*# Projects*		*Federal Funding*	*State Funding*	*Program Income*	*Local Match*	*Project Total*
405D	M5HVE	1	*Planned:*	$299,500.40			$74,880.09	$374,380.49
		1	*Actuals:*	$256,834.86			$64,208.70	$321,043.56

Task: ***Enforcement*** — ***Alcohol and Other Drug Counter Measures AL - 02***

Organization Name — *District* HOU — *Project Number*

Montgomery County District Attorney's Office — **2017-MCDAO-G-1YG-0113**

Title / Desc. ***Search Warrants Stop Intoxicated Drivers: MCDAO No Refusal Program***

To provide prosecutors, nurses, support staff, and equipment in either a central or mobile location to draft search warrants and obtain blood samples from DWI suspects who refuse a scientific test.

Strategies Addressed

- Improve adjudication and processing of DWI cases through improved training for judges, administrative license revocation judges, prosecutors, and probation officers.
- Improve and increase training for law enforcement officers.
- Improve anti-DWI public information and education campaigns including appropriate bilingual campaigns.
- Improve DWI processing procedures.
- Improve education programs on alcohol and driving for youth.
- Increase and sustain high visibility enforcement of DWI laws.
- Increase the number of law enforcement task forces and coordinated enforcement campaigns.
- Increase the use of warrants for mandatory blood draws.
- Improve public information and education on the value of not operating a motorcycle while under the influence of alcohol and/or other drugs.
- Increase and sustain enforcement of traffic safety-related laws.
- Increase public education and information campaigns regarding enforcement activities.

Performance Objectives	*Target*	*Actual*	*Met?*
▪ Conduct publicity campaigns to educate the public, the media, and police groups	36	122	☑
▪ Conduct No Refusal enforcement dates during the fiscal year	120	126	☑
▪ Evaluate No Refusal enforcement dates for effectiveness in targeting intoxicated drivers	120	128	☑
▪ Provide reporting activities to TXDOT on the effectiveness of No Refusal	12	12	☑
▪ Train law enforcement agencies on DWI enforcement and No Refusal operations	6	8	☑

Financial Information:

Fund	*Source*	*# Projects*		*Federal Funding*	*State Funding*	*Program Income*	*Local Match*	*Project Total*
405D	M5HVE	1	*Planned:*	$139,132.50			$93,514.40	$232,646.90
		1	*Actuals:*	$139,132.50			$119,787.50	$258,920.00

Task: ***Enforcement*** — ***Alcohol and Other Drug Counter Measures AL - 02***

Organization Name — *District* FTW — *Project Number*

Tarrant County — **2017-TarrantC-G-1YG-0033**

Title / Desc. ***Tarrant County No Refusal Program***

Improve DWI enforcement throughout Tarrant County through the implementation of No Refusal arrests on targeted holidays and special events

Strategies Addressed

- Improve and increase training for law enforcement officers.
- Increase the number of law enforcement task forces and coordinated enforcement campaigns.
- Increase the use of warrants for mandatory blood draws.

Performance Objectives	*Target*	*Actual*	*Met?*
▪ Achieve DWI arrest on breath test evidence	289	228	☐

Financial Information:

Fund	*Source*	*# Projects*		*Federal Funding*	*State Funding*	*Program Income*	*Local Match*	*Project Total*
405D	M5HVE	1	*Planned:*	$197,662.00			$86,133.78	$283,795.78
		1	*Actuals:*	$134,275.00			$68,778.11	$203,053.11

Task: ***Enforcement*** ***Alcohol and Other Drug Counter Measures AL - 02***

Organization Name *Division* TRF-TS *Project Number*

Texas Alcoholic Beverage Commission **2017-TABC-G-1YG-0022**

Title / Desc. ***TABC Marketing Practices Educational Project***

To educate the alcoholic beverage (AB) industry, law enforcement and the community about AB laws designed to promote public safety, while ensuring enforcement efforts meet the demands of the state.

Strategies Addressed

- Improve and increase training for law enforcement officers.
- Improve anti-DWI public information and education campaigns including appropriate bilingual campaigns.
- Increase public education and information, concentrating on youth age 5-13 and 14-20, including parent education on drinking and driving.

Performance Objectives	*Target*	*Actual*	*Met?*
▪ Conduct specialized Marketing Practices trainings throughout the state for upper tier members and TABC staff	6	8	☑
▪ Conduct inspections at licensed alcoholic beverage locations	6,000	15,906	☑
▪ Create focus group to help us improve our messaging thereby reducing underage drinking & drinking & driving	1	1	☑
▪ Distribute law enforcement toolkit containing materials on the alcoholic beverage (AB) laws	1	1	☑
▪ Distribute retailer toolkit containing materials on the alcoholic beverage laws	1	1	☑
▪ Distribute toolkit for community members containing materials on the alcoholic beverage laws	1	1	☑
▪ Educate employees of TABC licensed locations about the alcoholic beverage laws and responsible service	6,000	13,804	☑
▪ Train commissioned peace officers on alcoholic beverage enforcement operations/laws	4,000	6,111	☑

Financial Information:

Fund	*Source*	*# Projects*		*Federal Funding*	*State Funding*	*Program Income*	*Local Match*	*Project Total*
405D	M5HVE	1	*Planned:*	$522,737.65			$660,488.22	$1,183,225.87
		1	*Actuals:*	$394,920.26			$852,258.74	$1,247,179.00

Task: ***Enforcement*** ***Alcohol and Other Drug Counter Measures AL - 02***

Organization Name *Division* TRF-TS *Project Number*

Texas Department of Public Safety **2017-TDPS-G-1YG-0017**

Title / Desc. ***Evidential Breath and Blood Alcohol Testing***

The DPS Crime Laboratory will use overtime funds, purchase new equipment and provide for increased Forensic Scientist training to help bring DWI cases to legal conclusion.

Performance Objectives	*Target*	*Actual*	*Met?*
▪ Coordinate overtime hours to process blood alcohol and drug cases from individuals arrested for DWI	5,500	5,162	☐
▪ Coordinate Hours for staff to conduct instrument inspection, maintenance and calibration duties	7,200	10,498	☑
▪ Purchase Headspace Gas Chromatograph instrument to analyze blood specimens	1	1	☑
▪ Purchase Intoxilyzer 9000 instruments for law enforcement training and certification	15	15	☑
▪ Train Forensic Scientists in Alcohol and Drug toxicology for Highway Safety programs	50	121	☑

Financial Information:

Fund	*Source*	*# Projects*		*Federal Funding*	*State Funding*	*Program Income*	*Local Match*	*Project Total*
405D	M5HVE	1	*Planned:*	$592,902.00			$180,000.00	$772,902.00
		1	*Actuals:*	$539,859.37			$180,000.00	$719,859.37

Task: ***Enforcement*** | ***Alcohol and Other Drug Counter Measures AL - 02***

Organization Name | *Division* TRF-TS | *Project Number*

TxDOT - Traffic Safety | **Impaired Driving Mobilization and Click It or Ticket Mobilization Combined Incentive**

Title / Desc. ***Impaired Driving Mobilization and Click It or Ticket Mobilization Combined Incentive***

Recruit law enforcement agencies to volunteer their enforcement and earned media efforts during Impaired Driving Mobilization and CIOT. TxDOT is planning on distributing twenty $3,000 awards through a random drawing process to agencies.

Participating Organizations	*Project #*
City of Denison Police Department	2017-DenisonPD-INC-00020
City of Elmendorf - Police Department	2017-ElmendorfPD-INC-00021
Garza County Sheriff's Office	2017-GarzaCoSO-INC-00009
City of Keene Police Department	2017-KeenePD-INC-00008
City of Pinehurst Police Department	2017-PinehurstPD-INC-00022
City of San Juan Police Department	2017-SanJuanPD-INC-00037
City of Tye - Police Department	2017-TyePD-INC-00023
Ward County Sheriff Office	2017-WardCoSO-INC-00024

Financial Information:

Fund	*Source*	*# Projects*		*Federal Funding*	*State Funding*	*Program Income*	*Local Match*	*Project Total*
402	AL	10	*Planned:*	$30,000.00				$30,000.00
		8	*Actuals:*	$23,077.77			$500.00	$23,577.77

Task: ***Enforcement*** | ***Alcohol and Other Drug Counter Measures AL - 02***

Organization Name | *Division* TRF-TS | *Project Number*

TxDOT - Traffic Safety | **Impaired Driving Mobilization Incentive**

Title / Desc. ***Impaired Driving Mobilization Incentive***

Recruit law enforcement agencies to volunteer their enforcement and earned media efforts during IDM. TxDOT is planning on distributing 15 $3,000 awards through a random drawing process to agencies.

Participating Organizations	*Project #*
City of Alpine Police Department	2017-AlpinePD-INC-00033
City of Denison Police Department	2017-DenisonPD-INC-00015
City of Eastland Police Department	2017-EastlaPD-INC-00003
City of Elmendorf - Police Department	2017-ElmendorfPD-INC-00016
Garza County Sheriff's Office	2017-GarzaCoSO-INC-00005
City of Karnes City - Police Department	2017-KarnesCtyPD-INC-00035
City of Keene Police Department	2017-KeenePD-INC-00004
City of Pinehurst Police Department	2017-PinehurstPD-INC-00017
City of Taylor - Police Department	2017-Taylor PD-INC-00038
Texline Marshals Office	2017-TexlineMO-INC-00006
City of Tye - Police Department	2017-TyePD-INC-00018
The University of Texas Rio Grande Valley - Police Department	2017-UTRGVPD-INC-00040
Ward County Sheriff Office	2017-WardCoSO-INC-00019
City of Wilmer - Police Department	2017-WilmerPD-INC-00043

Financial Information:

Fund	*Source*	*# Projects*		*Federal Funding*	*State Funding*	*Program Income*	*Local Match*	*Project Total*
402	AL	15	*Planned:*	$45,000.00				$45,000.00
		14	*Actuals:*	$35,639.28	$3,000.00		$14,581.64	$53,220.92

Task: ***Enforcement*** | ***Alcohol and Other Drug Counter Measures AL - 02***

Organization Name | *Division* TRF-TS | *Project Number*

TxDOT - Traffic Safety | **STEP - Impaired Driving Mobilization**

Title / Desc. ***STEP - Impaired Driving Mobilization***

Coordinate and conduct quarterly mobilizations consisting of increased DWI enforcement and earned media activities.

Performance Measures

Child Safety Seat citations	22
CMV Speed citations	8
Community events	90
DUI Minor arrests/citations	18
DWI arrests	784
HMV citations	75
ITC citations	247
Media exposures	335
Other arrests	256
Other citations	1,843
Presentations conducted	132
Public information and education materials distributed	14,008
Public information and education materials produced	286
Safety Belt citations	36
Speed citations	1,016
STEP Enforcement Hours	7,144

Participating Organizations	*Project #*
City of Anna - Police Department	2017-AnnaPD-IDM-00033
City of Austin Police Department	2017-AustinPD-IDM-00040
City of Carrollton Police Department	2017-CarrolPD-IDM-00028
Cass County Sheriff's Office	2017-CassCOSO-IDM-00020
City of Cedar Hill Police Department	2017-CedarPD-IDM-00023
City of The Colony - Police Department	2017-ColonyPD-IDM-00039
City of Corpus Christi Police Department	2017-CorpusPD-IDM-00038
City of Dallas Police Department	2017-Dallas-IDM-00011
City of DeSoto Police Department	2017-DeSotoPD-IDM-00014
City of Early Police Department	2017-EarlyPD-IDM-00044
City of Eastland Police Department	2017-EastlaPD-IDM-00043
City of El Campo Police Department	2017-ElCampPD-IDM-00037
City of Fairview - Police Department	2017-FairviewPD-IDM-00006
City of Fredericksburg Police Department	2017-FredburgPD-IDM-00035
City of Garland - Police Department	2017-GarlandPD-IDM-00015
Gonzales County Sherrif's Office	2017-GonzalesCoSO-IDM-00036
Grayson County Sheriff's Office	2017-GraysonCoSO-IDM-00016
City of Harlingen Police Department	2017-Harlingen-IDM-00031
City of Houston - Police Department	2017-HoustonPD-IDM-00003
City of Irving Police Department	2017-Irving-IDM-00022
Jasper County Sheriff's Office	2017-JasperCoSO-IDM-00017
City of Laredo Police Department	2017-LaredoPD-IDM-00008
City of Lewisville Police Department	2017-LewisvPD-IDM-00018
City of McAllen Police Department	2017-McAllenPD-IDM-00041
City of Merkel - Police Department	2017-MerkelPD-IDM-00029
City of Mesquite Police Department	2017-Mesquite-IDM-00010
City of Monahans - Police Department	2017-MonahansPD-IDM-00009

Montgomery County Sheriff's Office	2017-MontgoSO-IDM-00032
City of Pharr Police Department	2017-PharrPD-IDM-00005
City of Rockport Police Department	2017-RockpoPD-IDM-00034
City of San Benito Police Department	2017-SanBenitoPD -IDM-00042
City of Texarkana Police Department	2017-TexarkPD-IDM-00019
City of Tye - Police Department	2017-TyePD-IDM-00030
Ward County Sheriff Office	2017-WardCoSO-IDM-00007
City of Weslaco Police Department	2017-WeslacoPD-IDM-00026
City of Wharton Police Department	2017-WhartonPD-IDM-00024

Financial Information:

Fund	Source	# Projects		Federal Funding	State Funding	Program Income	Local Match	Project Total
405D	M5HVE	40	*Planned:*	$565,421.95			$229,966.04	$795,387.99
		36	*Actuals:*	$385,281.05			$183,707.22	$568,988.27

Task: ***Enforcement*** ***Alcohol and Other Drug Counter Measures AL - 02***

Organization Name *Division* TRF-TS *Project Number*

TxDOT - Traffic Safety **STEP DWI**

Title / Desc. ***STEP DWI***

Increased DWI enforcement and public information and education activities

Performance Measures

Alcohol related crashes	46
Child Safety Seat citations	1
CMV Speed citations	0
Community events	3
DUI Minor arrests/citations	0
DWI arrests	19
HMV citations	0
ITC citations	3
Media exposures	6
Other arrests	0
Other citations	29
Presentations conducted	14
Public information and education materials distributed	322
Public information and education materials produced	0
Safety Belt citations	0
Speed citations	2
STEP Enforcement Hours	158

Participating Organizations	*Project #*
City of Bryan - Police Department	2017-BryanPD-S-1YG-0055

Financial Information:

Fund	Source	# Projects		Federal Funding	State Funding	Program Income	Local Match	Project Total
402	AL	1	*Planned:*	$24,753.94			$6,824.97	$31,578.91
		1	*Actuals:*	$10,174.85			$4,709.33	$14,884.18

Task: ***Enforcement*** — ***Alcohol and Other Drug Counter Measures AL - 02***

Organization Name — *Division* TRF-TS — *Project Number*

TxDOT - Traffic Safety — **STEP Wave DWI**

Title / Desc. ***STEP Wave DWI***

Increased DWI enforcement and public information and education.

Performance Measures

Child Safety Seat citations	2
CMV Speed citations	0
Community events	2
DUI Minor arrests/citations	6
DWI arrests	144
HMV citations	7
ITC citations	9
Media exposures	34
Other arrests	30
Other citations	177
Presentations conducted	14
Public information and education materials distributed	650
Public information and education materials produced	0
Safety Belt citations	1
Speed citations	119
STEP Enforcement Hours	1,385

Participating Organizations	*Project #*
City of Belton Police Department	2017-beltonPD-S-1YG-0006
City of Cedar Park Police Department	2017-CdrPrkPD-S-1YG-0063
Houston-Galveston Area Council	2017-HGAC-S-1YG-0071

Financial Information:

Fund	*Source*	*# Projects*		*Federal Funding*	*State Funding*	*Program Income*	*Local Match*	*Project Total*
402	AL	3	*Planned:*	$98,071.35			$29,519.96	$127,591.31
		3	*Actuals:*	$57,494.70			$23,081.22	$80,575.92

Task: ***Enforcement*** — ***Alcohol and Other Drug Counter Measures AL - 02***

Organization Name — *Division* TRF-TS — *Project Number*

TxDOT - Traffic Safety — **TRF-TS TBD**

Title / Desc. ***Christmas and New Year Holiday Mobilization***

Coordinate and conduct Christmas and New Year Holiday Mobilization consisting of increased DWI enforcement and earned media activities.

Project Notes

Not implemented. See Appendix B.

Financial Information:

Fund	*Source*	*# Projects*		*Federal Funding*	*State Funding*	*Program Income*	*Local Match*	*Project Total*
405D	M5BAC	10	*Planned:*	$30,000.00				$30,000.00
			Actuals:					

Task: ***Evaluation*** ***Alcohol and Other Drug Counter Measures AL - 02***

Organization Name *Division* TRF-TS *Project Number*

Texas A&M Transportation Institute **2017-TTI-G-1YG-0103**

Title / Desc. ***Blood Alcohol Concentration (BAC) Reporting in Texas: Improving ME Office and County Performance***

Identify issues, address problems, as well as assist medical examiners and justices of the peace to report missing driver BAC toxicology results to TxDOT Crash Records.

Strategies Addressed

- Improve adjudication and processing of DWI cases through improved training for judges, administrative license revocation judges, prosecutors, and probation officers.
- Improve DWI processing procedures.

Performance Objectives	*Target*	*Actual*	*Met?*
▪ Conduct Crash Analysis Involving Blood Alcohol Concentration Reporting for TxDOT Traffic Records	1	1	☑
▪ Conduct Educational Activities with Justices of the Peace to improve BAC testing & reporting in Texas	3	3	☑
▪ Conduct Educational Activities with Medical Examiners to improve BAC testing and reporting in Texas	3	3	☑
▪ Create Process Flow for Blood Alcohol Concentration (BAC) Reporting in Fatal Crashes	1	2	☑
▪ Evaluate Blood Alcohol Concentration Reporting Processes Used by Medical Examiner Offices	10	10	☑
▪ Support TxDOT in Improving the Reporting of Blood Alcohol Concentration Results	1	1	☑

Financial Information:

Fund	*Source*	*# Projects*		*Federal Funding*	*State Funding*	*Program Income*	*Local Match*	*Project Total*
405D	M5BAC	1	*Planned:*	$99,855.49			$24,986.68	$124,842.17
		1	*Actuals:*	$90,090.96			$22,655.77	$112,746.73

Task: ***Evaluation*** ***Alcohol and Other Drug Counter Measures AL - 02***

Organization Name *Division* TRF-TS *Project Number*

Texas A&M Transportation Institute **2017-TTI-G-1YG-0104**

Title / Desc. ***Marijuana and Driving: A look at Texans' Attitudes and Impact on Driving Under the Influence***

Investigate attitudes of Texans on marijuana use & conduct an analysis of the policies, practices & impacts legalization of marijuana had on traffic safety in states with legalized marijuana use.

Strategies Addressed

- Increase intervention efforts.
- Increase training for anti-DWI advocates.

Performance Objectives	*Target*	*Actual*	*Met?*
▪ Conduct crash analysis involving drug impaired driving	1	1	☑
▪ Conduct Interview with a Subject Matter Expert (SME) and Observe Marijuana Legalization In Effect	1	1	☑
▪ Conduct literature review of the Effects of Marijuana Use on Driving and Crash Risk	1	1	☑
▪ Conduct Policy Review of the Effects of Decriminalization of Marijuana Use on Driving and Crash Risk	1	1	☑
▪ Create Fact Sheets Addressing Impacts of Marijuana Use on Traffic Safety	4	4	☑
▪ Produce Report on Statewide Policies, Practices, and Impacts of Marijuana Use and Traffic Safety	1	1	☑
▪ Produce Social Media Appropriate Video on Marijuana Use and Traffic Safety	1	1	☑
▪ Provide Presentations of Project Findings at Stakeholder Conferences	3	3	☑
▪ Survey Texas Counties on Attitudes Towards Marijuana Use	25	25	☑

Financial Information:

Fund	*Source*	*# Projects*		*Federal Funding*	*State Funding*	*Program Income*	*Local Match*	*Project Total*
402	AL	1	*Planned:*	$127,884.72			$31,987.82	$159,872.54
		1	*Actuals:*	$127,028.46			$32,353.06	$159,381.52

Task: ***Evaluation*** | ***Alcohol and Other Drug Counter Measures AL - 02***

Organization Name | *Division* TRF-TS | *Project Number*

Texas A&M Transportation Institute | **2017-TTI-G-1YG-0106**

Title / Desc. ***Statewide Impaired Driving Task Force, Plan, Forum, and Technical Assistance***

Continue the work of the Texas Impaired Driving Task Force, administer statewide web presence, statewide forum, programmatic technical assistance, & maintenance of the Impaired Driving Plan for Texas.

Strategies Addressed

- Improve adjudication and processing of DWI cases through improved training for judges, administrative license revocation judges, prosecutors, and probation officers.
- Improve DWI processing procedures.
- Improve education programs on alcohol and driving for youth.
- Increase and sustain high visibility enforcement of DWI laws.
- Increase enforcement of driving under the influence by minors laws.
- Increase intervention efforts.
- Increase the number of law enforcement task forces and coordinated enforcement campaigns.
- Increase training for anti-DWI advocates.

Performance Objectives	*Target*	*Actual*	*Met?*
▪ Analyze alcohol related fatal crashes to produce a Texas Impaired Driving Annual Snapshot (minimum)	500	1,157	☑
▪ Conduct assessment of TIDCC to determine local level best practice impaired driving strategies	1	1	☑
▪ Conduct extension outreach to TIDCC to identify potential collaborations	1	1	☑
▪ Conduct Statewide Traffic Safety Forum focused on impaired driving in Austin	1	1	☑
▪ Coordinate meetings of the Texas Impaired Driving Task Force	2	2	☑
▪ Develop educational documents for the impaired driving program (1-2 pages each)	2	2	☑
▪ Identify Impaired Driving subcommittees to support the Texas Impaired Driving Task Force	2	2	☑
▪ Maintain Statewide Texas Impaired Driving Task Force	1	1	☑
▪ Revise Texas Impaired Driving Plan	1	1	☑
▪ Submit content revisions to the Texas impaired driving website (dyingtodrink.org)	12	12	☑

Financial Information:

Fund	*Source*	*# Projects*		*Federal Funding*	*State Funding*	*Program Income*	*Local Match*	*Project Total*
402	AL	1	*Planned:*	$250,215.24			$62,585.86	$312,801.10
		1	*Actuals:*	$213,627.81			$53,633.75	$267,261.56

Task: ***Public Information Campaigns*** ***Alcohol and Other Drug Counter Measures AL - 02***

Organization Name *Division* TRF-TS *Project Number*

Education Service Center, Region VI **2017-ESCVI-G-1YG-0062**

Title / Desc. ***Alcohol Drug And Safety Training Education Program AD-A-STEP for Life***

This is up to a 3 hour Alcohol Drug & Safety Education course for adults identified as under educated by federal guidelines & 21st Century, K-12 students & their parents in after-school programs.

Strategies Addressed

- Increase public education and information, concentrating on youth age 5-13 and 14-20, including parent education on drinking and driving.

Performance Objectives	*Target*	*Actual*	*Met?*
▪ Analyze Participant evaluations to determine overall effectiveness of Alcohol Drug & Safety Training Program	500	1,026	☑
▪ Teach Adult Education, ESL, Boys & Girls Club, YMCA, college freshmen & parents in the AD-A-STEP program	700	1,554	☑
▪ Update Teacher/Staff resource binder to consist of program lessons, supplementals, games and activities	1	1	☑

Financial Information:

Fund	*Source*	*# Projects*		*Federal Funding*	*State Funding*	*Program Income*	*Local Match*	*Project Total*
402	AL	1	*Planned:*	$98,774.92			$36,666.25	$135,441.17
		1	*Actuals:*	$97,516.34			$37,605.16	$135,121.50

Task: ***Public Information Campaigns*** ***Alcohol and Other Drug Counter Measures AL - 02***

Organization Name *Division* TRF-TS *Project Number*

Guerra Deberry Coody **2017-GDC-SOW-0004**

Title / Desc. ***Statewide Impaired Driving Campaign***

A statewide, year-long education and awareness campaign focusing on the dangers and consequences of impaired driving, as well as alternative planning strategies and resources for a safe ride home.

Strategies Addressed

- Improve anti-DWI public information and education campaigns including appropriate bilingual campaigns.

Performance Objectives	*Target*	*Actual*	*Met?*
▪ Conduct drugged driving survey projects	2	2	☑
▪ Conduct integrated campaign flights	6	6	☑
▪ Develop media relations packets	6	5	☐
▪ Distribute media alerts	44	36	☐
▪ Establish public and private partnerships	20	76	☑
▪ Implement media and grassroots community events	53	46	☐
▪ Produce grassroots mobile interactive experience	1	1	☑
▪ Produce sets of social media assets	6	7	☑
▪ Produce TV PSA spots	8	4	☐
▪ Produce posters, info cards and spinning wheel overlays	12	15	☑

Financial Information:

Fund	*Source*	*# Projects*		*Federal Funding*	*State Funding*	*Program Income*	*Local Match*	*Project Total*
405D	M5PEM	1	*Planned:*	$3,999,775.00			$5,000,000.00	$8,999,775.00
		1	*Actuals:*	$3,928,925.34			$16,812,295.96	$20,741,221.30

Task: ***Public Information Campaigns*** ***Alcohol and Other Drug Counter Measures AL - 02***

Organization Name *Division* TRF-TS *Project Number*

Hillcrest Baptist Medical Center-Hillcrest **2017-Hillcres-G-1YG-0138**

Title / Desc. ***Texas RED Program***

The Texas Reality Education for Drivers (RED) is a traffic safety and injury prevention program targeting young drivers and their families offered in hospitals and other community settings.

Strategies Addressed

- Improve education programs on alcohol and driving for youth.
- Increase public education and information, concentrating on youth age 5-13 and 14-20, including parent education on drinking and driving.

Performance Objectives	*Target*	*Actual*	*Met?*
▪ Collect data on participants 60 days post Reality Education for Drivers presentation	80	89	☑
▪ Collect Reality Education for Drivers (RED) alcohol and other drug assessments from participants ages 14+	3,770	4,291	☑
▪ Conduct Reality Education for Drivers (RED) campaign event during back to school season	1	2	☑
▪ Conduct Safe Driving Challenge between rival high schools	1	1	☑
▪ Conduct Reality Education for Drivers (RED) campaign activities during prom and formal events	2	2	☑
▪ Conduct Reality Education for Drivers (RED) campaign events targeting spring break	2	3	☑
▪ Conduct Reality Education for Drivers (RED) campaign events during graduation and summer season	4	4	☑
▪ Conduct Reality Education for Drivers (RED) Programs in hospital trauma centers	40	50	☑
▪ Conduct experiential training sessions utilizing the driving simulator	45	49	☑
▪ Conduct youth presentations of Reality Education for Drivers (RED) in schools and communities	48	64	☑
▪ Conduct Reality Education for Drivers (RED) adult workshops	55	63	☑
▪ Distribute satisfaction surveys to Reality Education for Drivers participants and partners	50	403	☑
▪ Distribute educational materials increasing public education and information to youth and adults	40,300	41,958	☑
▪ Participate in community health and safety events	36	45	☑
▪ Participate in collaborative ventures designed to reduce alcohol and drug-related MVCs	90	94	☑
▪ Train Reality Education for Drivers(RED) Trauma Center Sites to conduct RED Programs	5	11	☑

Financial Information:

Fund	*Source*	*# Projects*		*Federal Funding*	*State Funding*	*Program Income*	*Local Match*	*Project Total*
402	AL	1	*Planned:*	$308,978.47			$201,006.01	$509,984.48
		1	*Actuals:*	$256,962.21			$202,447.79	$459,410.00

Task: ***Public Information Campaigns*** ***Alcohol and Other Drug Counter Measures AL - 02***

Organization Name *Division* TRF-TS *Project Number*

Texans Standing Tall **2017-TST-G-1YG-0035**

Title / Desc. ***Zero Alcohol for Youth Campaign and Statewide Youth Leadership Council to Reduce Impaired Driving***

Zero Alcohol for Youth Campaign and Youth Leadership Council are youth led programs to reduce impaired driving and increase awareness and enforcement of Texas Zero Tolerance Laws on youth alcohol use.

Strategies Addressed

- Improve education programs on alcohol and driving for youth.
- Increase enforcement of driving under the influence by minors laws.
- Increase public education and information, concentrating on youth age 5-13 and 14-20, including parent education on drinking and driving.

Performance Objectives	*Target*	*Actual*	*Met?*
▪ Coordinate Texans Standing Tall (TST)/Youth Leadership Council (YLC) collaboration opportunities	9	12	☑
▪ Create Community Engagement Guide for Texas Youth	1	1	☑
▪ Evaluate Youth Leadership Council (YLC) program	1	1	☑
▪ Evaluate Zero Alcohol for Youth Campaign (ZAYC) program	1	1	☑
▪ Provide types of support/materials to Zero Alcohol for Youth Campaign (ZAYC) teams	7	9	☑
▪ Provide trainings to teams to implement the Zero Alcohol for Youth Campaign (ZAYC)	10	10	☑
▪ Support Statewide Youth Leadership Council (YLC) and its role in Texans Standing Tall (TST)	1	1	☑
▪ Support Youth Leadership Council and Zero Alcohol for Youth program at Texans Standing Tall Statewide Summit	1	1	☑
▪ Support Zero Alcohol for Youth Campaign (ZAYC) and Youth Leadership Council (YLC) by promoting the programs	1	1	☑
▪ Train Youth Leadership Council (YLC)	1	1	☑

Financial Information:

Fund	*Source*	*# Projects*		*Federal Funding*	*State Funding*	*Program Income*	*Local Match*	*Project Total*
402	AL	1	*Planned:*	$329,203.64			$89,845.88	$419,049.52
		1	*Actuals:*	$329,203.64			$93,526.66	$422,730.30

Task: ***Public Information Campaigns*** ***Alcohol and Other Drug Counter Measures AL - 02***

Organization Name *Division* TRF-TS *Project Number*

Texans Standing Tall **2017-TST-G-1YG-0057**

Title / Desc. ***Screening and Brief Intervention for Risky Alcohol Use and Related Behavior among College Students***

Screening and Brief Intervention is an evidence-based strategy to screen high-risk college students to identify risky alcohol use and related behavior, such as DUI/DWI, and motivate them to stop.

Strategies Addressed

- Improve education programs on alcohol and driving for youth.
- Increase intervention efforts.
- Increase public education and information, concentrating on youth age 5-13 and 14-20, including parent education on drinking and driving.

Performance Objectives	*Target*	*Actual*	*Met?*
▪ Assist college campuses in identifying evidence-based environmental prevention strategies	4	4	☑
▪ Create new Online Learning Module focused on college students, risky drinking, and impaired driving	1	1	☑
▪ Evaluate Screening and Brief Intervention (SBI) training and process fidelity	1	1	☑
▪ Provide online SBI refresher training module to college campuses previously trained on SBI	1	1	☑
▪ Provide college campuses with resources for implementing SBI and reducing risky alcohol use on campus	4	6	☑
▪ Support Screening and Brief Intervention (SBI) strategy by promoting the strategy at Statewide Summit	1	1	☑
▪ Support Screening and Brief Intervention (SBI) strategy by promoting to broader communities	1	1	☑
▪ Train college campuses to implement SBI	4	4	☑

Financial Information:

Fund	*Source*	*# Projects*		*Federal Funding*	*State Funding*	*Program Income*	*Local Match*	*Project Total*
405D	M5PEM	1	*Planned:*	$310,738.44			$78,220.60	$388,959.04
		1	*Actuals:*	$310,738.44			$111,715.60	$422,454.04

Task: ***Public Information Campaigns*** ***Alcohol and Other Drug Counter Measures AL - 02***

Organization Name *Division* TRF-TS *Project Number*

Texans Standing Tall **2017-TST-G-1YG-0110**

Title / Desc. ***Enhanced Visibility Enforcement Campaign to Reduce Underage Social Access to Alcohol and DUI***

Using controlled party dispersal and media advocacy, this campaign focuses on holding adults who provide alcohol to youth accountable and increasing awareness of social host and Zero Tolerance Laws.

Strategies Addressed

- Improve and increase training for law enforcement officers.
- Increase and sustain high visibility enforcement of DWI laws.
- Increase enforcement of driving under the influence by minors laws.
- Increase public education and information, concentrating on youth age 5-13 and 14-20, including parent education on drinking and driving.

Performance Objectives	*Target*	*Actual*	*Met?*
▪ Assist community coalitions and law enforcement in utilizing SnapTrends to enhance their campaign	5	5	☑
▪ Coordinate Controlled Party Dispersal, media,& strategic planning trainings coalitions in target communities	7	7	☑
▪ Evaluate enhanced visibility enforcement campaign to reduce underage social access to alcohol	1	1	☑
▪ Provide community coalitions Enhanced Visibility Enforcement Campaign (EVEC) Training Intensive	2	2	☑
▪ Support Coalitions to attend Texans Standing Tall (TST) Statewide Summit	1	1	☑
▪ Support Enhanced Visibility Enforcement Campaign (EVEC) by promoting the program	1	2	☑
▪ Support community coalitions and law enforcement conducting the Enhanced Visibility Enforcement Campaign	3	6	☑

Financial Information:

Fund	*Source*	*# Projects*		*Federal Funding*	*State Funding*	*Program Income*	*Local Match*	*Project Total*
405D	M5PEM	1	*Planned:*	$174,999.76			$60,375.42	$235,375.18
		1	*Actuals:*	$174,999.76			$1,016,434.00	$1,191,433.76

Task: ***Public Information Campaigns*** ***Alcohol and Other Drug Counter Measures AL - 02***

Organization Name *Division* TRF-TS *Project Number*

Texans Standing Tall **2017-TST-G-1YG-0133**

Title / Desc. ***Statewide Community Coalitions Assessment to Identify Collaboration Opportunities to Prevent DUI/DWI***

TST will conduct a statewide assessment of community coalitions that address alcohol and other drug use to identify collaboration opportunities between TxDOT and coalitions to prevent DUI/DWI.

Strategies Addressed

- Increase and sustain high visibility enforcement of DWI laws.
- Increase enforcement of driving under the influence by minors laws.
- Increase intervention efforts.
- Increase public education and information, concentrating on youth age 5-13 and 14-20, including parent education on drinking and driving.
- Increase the number of law enforcement task forces and coordinated enforcement campaigns.

Performance Objectives	*Target*	*Actual*	*Met?*
▪ Conduct focus groups for coalitions assessment	4	4	☑
▪ Conduct key informant interviews with coalition staff to participate in the assessment	50	55	☑
▪ Create Assessment Report of coalitions in Texas and their work on impaired driving	1	1	☑
▪ Create searchable online coalitions database and inform public	1	1	☑
▪ Demonstrate Process of Developing Statewide Coalitions Assessment Report & database for collaboration	1	1	☑
▪ Evaluate coalitions assessment report development process	1	1	☑
▪ Identify coalitions to participate in Coalitions Assessment and/or Database	80	80	☑
▪ Support coalition assessment by promoting at Texans Standing Tall (TST) Statewide Summit	1	1	☑

Financial Information:

Fund	*Source*	*# Projects*		*Federal Funding*	*State Funding*	*Program Income*	*Local Match*	*Project Total*
402	AL	1	*Planned:*	$188,036.95			$62,796.00	$250,832.95
		1	*Actuals:*	$188,036.95			$63,683.34	$251,720.29

Task: ***Public Information Campaigns*** ***Alcohol and Other Drug Counter Measures AL - 02***

Organization Name *Division* TRF-TS *Project Number*

Texas A&M Agrilife Extension Service **2017-Texas Ag-G-1YG-0040**

Title / Desc. ***Texas A&M AgriLife Extension Service Watch UR BAC Alcohol and other Drug Awareness Program***

Education and awareness program on the dangers of impaired driving to reduce alcohol and other drug related crashes and fatalities. Emphasis is on youth, especially in rural counties.

Strategies Addressed

- Educate the public and stakeholders on the use of interlock devices and other alcohol monitoring technologies for DWI offenders.
- Improve and increase training for law enforcement officers.
- Improve anti-DWI public information and education campaigns including appropriate bilingual campaigns.
- Improve education programs on alcohol and driving for youth.
- Increase public education and information, concentrating on youth age 5-13 and 14-20, including parent education on drinking and driving.
- Increase the number of law enforcement task forces and coordinated enforcement campaigns.
- Increase training for anti-DWI advocates.

Performance Objectives	*Target*	*Actual*	*Met?*
▪ Conduct media event to promote awareness of the dangers of impaired driving	1	1	☑
▪ Conduct Driving While Intoxicated (DWI) Law Enforcement Advisory Group meetings	6	6	☑
▪ Conduct programs for older adults on the dangers of driving under the influence of drugs	7	8	☑
▪ Conduct programs on the Drive High. Get a DWI. campaign at schools and/or community events	12	12	☑
▪ Conduct demonstrations on the use of ignition interlock and/or other alcohol monitoring technologies	15	15	☑
▪ Coordinate alcohol and other drug awareness events for the When Sean Speaks program and Amber Menefee Memorial	70	70	☑
▪ Maintain website at watchurbac.tamu.edu with alcohol and other drug awareness information	1	12	☑
▪ Manage social media sites to support program outreach and information dissemination	2	24	☑
▪ Support adult education programs to increase the awareness of underage drinking and current drug trends	10	29	☑
▪ Support events to educate the public about alcohol and other drug awareness	60	156	☑

Financial Information:

Fund	*Source*	*# Projects*		*Federal Funding*	*State Funding*	*Program Income*	*Local Match*	*Project Total*
402	AL	1	*Planned:*	$564,311.58			$141,691.00	$706,002.58
		1	*Actuals:*	$561,224.58			$238,531.65	$799,756.23

Task: ***Public Information Campaigns*** ***Alcohol and Other Drug Counter Measures AL - 02***

Organization Name *Division* TRF-TS *Project Number*

Texas A&M Transportation Institute **2017-TTI-G-1YG-0087**

Title / Desc. ***Peer-to-Peer Program for Decreasing Impaired Driving Among College Students***

Deliver a statewide peer-to-peer program aimed at decreasing impaired driving among college students. This project will build upon early success & program features of the U in the Driver Seat program.

Strategies Addressed

- Improve anti-DWI public information and education campaigns including appropriate bilingual campaigns.
- Improve education programs on alcohol and driving for youth.
- Increase intervention efforts.
- Increase public education and information, concentrating on youth age 5-13 and 14-20, including parent education on drinking and driving.

Performance Objectives	*Target*	*Actual*	*Met?*
▪ Administer statewide contest for students to generate target audience material for the program	1	1	☑
▪ Conduct outreach activities during high-risk times (e.g., spring break) on college campuses	4	5	☑
▪ Coordinate statewide symposium with the theme of reducing impaired driving among college students	1	1	☑
▪ Coordinate meetings of the UDS Collegiate Advisory Board	3	5	☑
▪ Establish award program for the student teams conducting the most outreach in their community	1	1	☑
▪ Establish collaborative partnership with a college campus police department to focus on DWI outreach	1	2	☑
▪ Implement sets of educational materials related to “other drugs” designed for delivery by students	5	5	☑
▪ Maintain established social media presence to support program outreach and dissemination	1	2	☑
▪ Provide college campuses in Texas with resources to address impaired driving among college students	20	19	☐
▪ Support teams of student leaders (i.e., 1 on each campus) participating in program outreach	20	19	☐

Financial Information:

Fund	*Source*	*# Projects*		*Federal Funding*	*State Funding*	*Program Income*	*Local Match*	*Project Total*
405D	M5PEM	1	*Planned:*	$325,796.89			$108,634.04	$434,430.93
		1	*Actuals:*	$306,155.96			$191,999.02	$498,154.98

Task: ***Public Information Campaigns*** ***Alcohol and Other Drug Counter Measures AL - 02***

Organization Name *District* AUS *Project Number*

Travis County Attorney's UDPP **2017-Travis C-G-1YG-0024**

Title / Desc. ***Comprehensive Underage Drinking Prevention Program***

To conduct a comprehensive underage drinking prevention program through education efforts and peer to peer interaction to reduce underage drinking and driving and underage alcohol consumption.

Strategies Addressed

- Improve education programs on alcohol and driving for youth.
- Increase public education and information, concentrating on youth age 5-13 and 14-20, including parent education on drinking and driving.

Performance Objectives	*Target*	*Actual*	*Met?*
▪ Collect months of UDPP statistics in Travis, Hays and Williamson Counties	12	21	☑
▪ Conduct year round public information and education (PI&E) campaign in the tri-county area	1	1	☑
▪ Conduct Underage Drinking Prevention Task Force meetings	5	5	☑
▪ Conduct Busted and Why Risk It? presentations to youth and adults in Travis, Hays and Williamson Counties	450	608	☑
▪ Establish collaboration(s) between existing agencies on underage drinking and anti-DWI issues	12	95	☑
▪ Participate in community events in Travis, Hays and Williamson Counties	50	73	☑

Financial Information:

Fund	*Source*	*# Projects*		*Federal Funding*	*State Funding*	*Program Income*	*Local Match*	*Project Total*
402	AL	1	*Planned:*	$179,823.77			$235,852.09	$415,675.86
		1	*Actuals:*	$173,003.68			$264,624.05	$437,627.73

Task: ***Public Information Campaigns*** ***Alcohol and Other Drug Counter Measures AL - 02***

Organization Name *Division* TRF-TS *Project Number*

TxDOT - Traffic Safety **Project Celebration**

Title / Desc. ***Project Celebration***

Project Celebration Mini-Grants are state funded grants to approximately 575 high schools to assist in sponsoring alcohol free events around prom and graduation time.

Participating Organizations	*Project #*
TxDOT-Abilene	2017-PC-Tx-ABL-00001
TxDOT-Amarillo	2017-PC-Tx-AMA-00002
TxDOT-Atlanta	2017-PC-Tx-ATL-00003
TxDOT-Austin	2017-PC-Tx-AUS-00004
TxDOT-Beaumont	2017-PC-Tx-BMT-00005
TxDOT-Bryan	2017-PC-Tx-BRY-00007
TxDOT-Brownwood	2017-PC-Tx-BWD-00006
TxDOT-Childress	2017-PC-Tx-CHS-00008
TxDOT-CorpusChristi	2017-PC-Tx-CRP-00009
TxDOT-Dallas	2017-PC-Tx-DAL-00010
TxDOT-El Paso	2017-PC-Tx-ELP-00011
TxDOT-Ft. Worth	2017-PC-Tx-FTW-00012
TxDOT-Houston	2017-PC-Tx-HOU-00013
TxDOT-Lubbock	2017-PC-Tx-LBB-00015
TxDOT-Lufkin	2017-PC-Tx-LKF-00016
TxDOT-Laredo	2017-PC-Tx-LRD-00014
TxDOT-Odessa	2017-PC-Tx-ODA-00017
TxDOT-Paris	2017-PC-Tx-PAR-00018
TxDOT-Pharr	2017-PC-Tx-PHR-00019
TxDOT-San Antonio	2017-PC-Tx-SAT-00021
TxDOT-San Angelo	2017-PC-Tx-SJT-00020
TxDOT-Tyler	2017-PC-Tx-TYL-00022
TxDOT-Waco	2017-PC-Tx-WAC-00023
TxDOT-Wichita Falls	2017-PC-Tx-WFS-00024
TxDOT-Yoakum	2017-PC-Tx-YKM-00025

Financial Information:

Fund	*Source*	*# Projects*		*Federal Funding*	*State Funding*	*Program Income*	*Local Match*	*Project Total*
State	State	1	*Planned:*		$380,931.25			$380,931.25
		1	*Actuals:*		$248,781.25			$248,781.25

Task: ***Training*** | ***Alcohol and Other Drug Counter Measures AL - 02***

Organization Name | *Division* TRF-TS | *Project Number*

Mothers Against Drunk Driving | **2017-MADD-G-1YG-0012**

Title / Desc. ***Take The Wheel Initiative in Dallas, Travis, Cameron/Hidalgo Counties.***

Increase awareness to reduce alcohol related fatalities in Dallas, Travis, Cameron/Hidalgo Counties in collaboration with law enforcement, criminal justice system/Judiciary and community citizens.

Strategies Addressed

- Educate the public and stakeholders on the use of interlock devices and other alcohol monitoring technologies for DWI offenders.
- Improve and increase training for law enforcement officers.
- Improve anti-DWI public information and education campaigns including appropriate bilingual campaigns.
- Improve education programs on alcohol and driving for youth.
- Increase enforcement of driving under the influence by minors laws.
- Increase intervention efforts.
- Increase public education and information, concentrating on youth age 5-13 and 14-20, including parent education on drinking and driving.
- Increase the number of law enforcement task forces and coordinated enforcement campaigns.
- Increase training for anti-DWI advocates.

Performance Objectives	*Target*	*Actual*	*Met?*
▪ Attend Alcohol Partner Training Conference Events	12	13	☑
▪ Attend Coalition/Task Force Meetings to Discuss alcohol traffic patterns, arrests, fatalities	48	47	☐
▪ Conduct Power of Parents in the 4 counties served by MADD	2	2	☑
▪ Conduct Speakers Bureau training workshops in Dallas, Travis, Cameron and Hidalgo counties	12	20	☑
▪ Conduct Roll Call Briefings for Law Enforcement in Dallas, Travis, Cameron/Hidalgo counties	132	126	☐
▪ Coordinate Law Enforcement Recognition (LER) and Awards Ceremonies in Dallas, Cameron/Hidalgo, and Travis	3	3	☑
▪ Educate Power of Parents Curriculum in Travis, Dallas, Cameron and Hidalgo Counties	152	276	☑

Financial Information:

Fund	*Source*	*# Projects*		*Federal Funding*	*State Funding*	*Program Income*	*Local Match*	*Project Total*
405D	M5TR	1	*Planned:*	$381,999.71			$127,333.62	$509,333.33
		1	*Actuals:*	$232,909.40			$150,953.24	$383,862.64

Task: ***Training*** | ***Alcohol and Other Drug Counter Measures AL - 02***

Organization Name | *Division* TRF-TS | *Project Number*

Mothers Against Drunk Driving | **2017-MADD-G-1YG-0013**

Title / Desc. ***Take The Wheel Initiative in Harris and Montgomery Counties***

Increase awareness to reduce alcohol related traffic fatalities in Harris and Montgomery counties in collaboration with Law Enforcement, the Criminal Justice System and Community Citizens.

Strategies Addressed

- Improve and increase training for law enforcement officers.
- Improve anti-DWI public information and education campaigns including appropriate bilingual campaigns.
- Improve education programs on alcohol and driving for youth.
- Increase and sustain high visibility enforcement of DWI laws.
- Increase enforcement of driving under the influence by minors laws.
- Increase intervention efforts.
- Increase public education and information, concentrating on youth age 5-13 and 14-20, including parent education on drinking and driving.
- Increase the number of law enforcement task forces and coordinated enforcement campaigns.
- Increase training for anti-DWI advocates.

Performance Objectives	*Target*	*Actual*	*Met?*
▪ Attend Alcohol Partner Training and Conference Events	6	10	☑
▪ Attend Coalition or Task Force Meetings related to alcohol traffic fatalities, enforcement and education	10	11	☑
▪ Complete Roll Call Briefings	84	119	☑
▪ Conduct Speakers Bureau Training Sessions	4	4	☑
▪ Coordinate Law Enforcement Recognition and Awards Ceremony	1	1	☑
▪ Coordinate Roundtable meetings for Judges, Prosecutors, Probation Officers on DWI/DUI issues	2	3	☑
▪ Educate Parents in the Power of Parents Curriculum in Harris and Montgomery counties	108	119	☑
▪ Evaluate DWI/DUI Court Cases to Monitor Prosecution processes	2,500	2,594	☑
▪ Train Inkind Workers to report on DWI/DUI court cases	40	41	☑

Financial Information:

Fund	*Source*	*# Projects*		*Federal Funding*	*State Funding*	*Program Income*	*Local Match*	*Project Total*
405D	M5TR	1	*Planned:*	$166,378.63			$104,171.25	$270,549.88
		1	*Actuals:*	$166,378.63			$421,204.87	$587,583.50

Task: ***Training*** | ***Alcohol and Other Drug Counter Measures AL - 02***

Organization Name | *District* SAT | *Project Number*

Mothers Against Drunk Driving | **2017-MADD-G-1YG-0014**

Title / Desc. ***TAKE THE WHEEL initiative in Bexar County.***

To increase awareness and reduce alcohol related traffic fatalities in Bexar county in collaboration with law enforcement, the criminal justice system and community citizens.

Strategies Addressed

- Improve adjudication and processing of DWI cases through improved training for judges, administrative license revocation judges, prosecutors, and probation officers.
- Improve anti-DWI public information and education campaigns including appropriate bilingual campaigns.
- Improve education programs on alcohol and driving for youth.
- Increase and sustain high visibility enforcement of DWI laws.
- Increase enforcement of driving under the influence by minors laws.
- Increase intervention efforts.
- Increase public education and information, concentrating on youth age 5-13 and 14-20, including parent education on drinking and driving.
- Increase the number of law enforcement task forces and coordinated enforcement campaigns.
- Increase training for anti-DWI advocates.

Performance Objectives	*Target*	*Actual*	*Met?*
▪ Attend TXDOT Alcohol Partner Training Events	5	6	☑
▪ Attend Coalition or Task Force Meetings for discussions of alcohol related traffic fatalities and issues	16	22	☑
▪ Conduct Roll Call Briefings	40	41	☑
▪ Coordinate Law Enforcement Recognition and Award Ceremony	1	1	☑
▪ Coordinate Roundtable Meetings for Judges, Prosecutors, Probation Officers on DWI issues	2	2	☑
▪ Educate Parents in Power of Parents Curriculum in Bexar county	100	103	☑
▪ Evaluate DWI/DUI court cases to Monitor prosecution processes	900	909	☑
▪ Teach MADD Event Speakers Bureau Training Workshops	4	9	☑
▪ Train Case Court Monitor Inkind Workers	20	24	☑

Financial Information:

Fund	*Source*	*# Projects*		*Federal Funding*	*State Funding*	*Program Income*	*Local Match*	*Project Total*
405D	M5TR	1	*Planned:*	$112,509.49			$40,165.64	$152,675.13
		1	*Actuals:*	$82,491.75			$129,535.83	$212,027.58

Task: ***Training*** | ***Alcohol and Other Drug Counter Measures AL - 02***

Organization Name | *Division* TRF-TS | *Project Number*

Mothers Against Drunk Driving | **2017-MADD-G-1YG-0015**

Title / Desc. ***Take The Wheel Media Awareness Campaign in Smith and Gregg Counties***

To increase awareness and reduce alcohol related traffic fatalities in Smith And Gregg counties in collaboration with law enforcement, the criminal justice system and community citizens.

Strategies Addressed

- Improve adjudication and processing of DWI cases through improved training for judges, administrative license revocation judges, prosecutors, and probation officers.
- Improve and increase training for law enforcement officers.
- Improve anti-DWI public information and education campaigns including appropriate bilingual campaigns.
- Improve education programs on alcohol and driving for youth.
- Increase and sustain high visibility enforcement of DWI laws.
- Increase enforcement of driving under the influence by minors laws.
- Increase intervention efforts.
- Increase public education and information, concentrating on youth age 5-13 and 14-20, including parent education on drinking and driving.
- Increase the number of law enforcement task forces and coordinated enforcement campaigns.
- Increase training for anti-DWI advocates.

Performance Objectives	*Target*	*Actual*	*Met?*
▪ Attend TXDOT Partner Training Conference Events	5	10	☑
▪ Attend Coalition and Task Force Meetings to address DWI enforcement issues in Smith and Gregg counties	8	24	☑
▪ Conduct Madd Speakers Bureau Training Workshops	4	5	☑
▪ Conduct Law Enforcement Roll Call Briefings	40	46	☑
▪ Coordinate Judiciary Roundtable Meetings for Judges, Prosecutors, Probation Officers on DWI/DUI	2	2	☑
▪ Coordinate Law Enforcement Recognition and Award Events	2	2	☑
▪ Educate Parents in Power of Parents Curriculum in Smith and Gregg counties	108	481	☑
▪ Participate in DWI and DUI Court Cases to Monitor prosecution processes	700	719	☑
▪ Train Case Court Monitor Inkind Workers to monitor DWI/DUI court cases	20	22	☑

Financial Information:

Fund	*Source*	*# Projects*		*Federal Funding*	*State Funding*	*Program Income*	*Local Match*	*Project Total*
405D	M5TR	1	*Planned:*	$108,682.64			$35,181.96	$143,864.60
		1	*Actuals:*	$92,956.30			$52,207.48	$145,163.78

Task: ***Training*** — ***Alcohol and Other Drug Counter Measures AL - 02***

Organization Name — *Division* TRF-TS — *Project Number*

Sam Houston State University — **2017-SHSU-G-1YG-0018**

Title / Desc. ***Impaired Driving Initiatives -- DECP, ARIDE and DITEP***

Maintain a network of certified DREs/DRE Instructors, ensure compliance with DRE standards and compile data on impaired driving in Texas. Provide DRE, ARIDE, and DITEP training in Texas.

Strategies Addressed

- Improve and increase training for law enforcement officers.
- Improve education programs on alcohol and driving for youth.

Performance Objectives	*Target*	*Actual*	*Met?*
▪ Conduct DRE instructor update course	1	0	☐
▪ Conduct Drug Recognition Expert Work Group Meeting	1	0	☐
▪ Conduct Agency coordinator regional meetings to review the Texas Drug Recognition Expert program	2	0	☐
▪ Develop DRE instructor subcontract to be implemented	1	1	☑
▪ Maintain National DRE Tracking Database	1	1	☑
▪ Maintain Sam Houston State University Impaired Driving Grant Website	1	1	☑
▪ Provide Texas prosecutors with DRE updates, materials, lists of current DREs and DRE instructors	100	238	☑
▪ Revise Set of DRE Student and Instructor Policies	1	1	☑
▪ Revise Texas DRE Recertification curriculum maintaining IACP standards	1	1	☑
▪ Train Texas peace officers in the NHTSA/IACP approved DRE	60	53	☐
▪ Train DREs in the 8 hour Texas Recertification Course	75	117	☑
▪ Train Texas peace officers in the NHTSA/IACP approved ARIDE Course	275	361	☑
▪ Train Secondary educational professionals in the NHTSA/IACP approved DITEP training	500	455	☐

Financial Information:

Fund	*Source*	*# Projects*		*Federal Funding*	*State Funding*	*Program Income*	*Local Match*	*Project Total*
405D	M5TR	1	*Planned:*	$670,427.04			$176,089.53	$846,516.57
		1	*Actuals:*	$509,973.80			$147,354.16	$657,327.96

Task: ***Training*** — ***Alcohol and Other Drug Counter Measures AL - 02***

Organization Name — *Division* TRF-TS — *Project Number*

Sam Houston State University — **2017-SHSU-G-1YG-0019**

Title / Desc. ***Drug Impairment Training for Texas Employers (DITTE)***

This project will continue to work with Texas Employers to educate employees/managers on traffic safety, specifically impaired driving, reducing the number of fatalities & injuries on Texas roadways.

Strategies Addressed

- Increase intervention efforts.

Performance Objectives	*Target*	*Actual*	*Met?*
▪ Conduct Advisory Group meeting to review the Drug Impairment Training for Texas Employers curriculum	1	1	☑
▪ Develop DITTE instructor subcontract for implementation	1	1	☑
▪ Maintain Sam Houston State University Impaired Driving Initiatives Website	1	1	☑
▪ Train Texas employers in the 6-hour drug impairment training course	275	332	☑

Financial Information:

Fund	*Source*	*# Projects*		*Federal Funding*	*State Funding*	*Program Income*	*Local Match*	*Project Total*
405D	M5TR	1	*Planned:*	$88,259.10			$40,970.24	$129,229.34
		1	*Actuals:*	$69,488.60			$33,256.38	$102,744.98

Task: ***Training*** | ***Alcohol and Other Drug Counter Measures AL - 02***

Organization Name | *Division* TRF-TS | *Project Number*

Sam Houston State University | **2017-SHSU-G-1YG-0198**

Title / Desc. ***GHSA Texas Proposal - Advanced Roadside Impaired Driving Enforcement (ARIDE) Training***

To provide four(4) Advanced Roadside Impaired Driving Enforcement (ARIDE) training courses to the Western, Northern and Southern regions of the State of Texas

Strategies Addressed

- Improve and increase training for law enforcement officers.

Performance Objectives	*Target*	*Actual*	*Met?*
▪ Conduct ARIDE Courses (Western and Northern) Regions of the state by	4	4	☑
▪ Maintain Sam Houston State University Impaired Driving Initiatives website	1	1	☑

Financial Information:

Fund	*Source*	*# Projects*		*Federal Funding*	*State Funding*	*Program Income*	*Local Match*	*Project Total*
State	State	1	*Planned:*		$8,415.98			$8,415.98
		1	*Actuals:*		$8,415.97			$8,415.97

Task: ***Training*** | ***Alcohol and Other Drug Counter Measures AL - 02***

Organization Name | *Division* TRF-TS | *Project Number*

Texas A&M Transportation Institute | **2017-TTI-G-1YG-0100**

Title / Desc. ***Ignition Interlock Training Program for Criminal Justice Professionals***

TTI will develop, implement, and evaluate an Ignition Interlock Training Program for Criminal Justice Professionals.

Strategies Addressed

- Educate the public and stakeholders on the use of interlock devices and other alcohol monitoring technologies for DWI offenders.
- Improve adjudication and processing of DWI cases through improved training for judges, administrative license revocation judges, prosecutors, and probation officers.
- Increase intervention efforts.
- Increase training for anti-DWI advocates.

Performance Objectives	*Target*	*Actual*	*Met?*
▪ Conduct in person regional trainings for the judiciary using Ignition Interlock Training Program Curriculum	5	5	☑
▪ Create Ignition Interlock Training Program Curriculum for Criminal Justice Professionals	1	2	☑
▪ Train Community Supervision Departments in person using Ignition Interlock Training Program Curriculum	5	5	☑
▪ Train Law Enforcement agencies in person using Ignition Interlock Training Program Curriculum	5	5	☑
▪ Train Prosecutor's offices in person using Ignition Interlock Training Program Curriculum	5	5	☑

Financial Information:

Fund	*Source*	*# Projects*		*Federal Funding*	*State Funding*	*Program Income*	*Local Match*	*Project Total*
405D	M5II	1	*Planned:*	$182,788.83			$45,697.40	$228,486.23
		1	*Actuals:*	$150,416.91			$40,189.79	$190,606.70

Task: ***Training*** — ***Alcohol and Other Drug Counter Measures AL - 02***

Organization Name — *Division* TRF-TS — *Project Number*

Texas Association of Counties — **2017-TAC-G-1YG-0008**

Title / Desc. ***County Judges Impaired Driving Liaison Project***

Educate County Judges on the effective use of evidence based principles to reduce impaired driving, including the use of alcohol monitoring technology.

Strategies Addressed

- Improve adjudication and processing of DWI cases through improved training for judges, administrative license revocation judges, prosecutors, and probation officers.

Performance Objectives	*Target*	*Actual*	*Met?*
▪ Attend Education committee meetings	2	2	☑
▪ Develop Impaired driving curriculum	1	1	☑
▪ Educate Constitutional County Judges	260	502	☑
▪ Maintain Impaired Driving website	1	1	☑
▪ Maintain telephone hotline/help desk	1	1	☑

Financial Information:

Fund	*Source*	*# Projects*		*Federal Funding*	*State Funding*	*Program Income*	*Local Match*	*Project Total*
405D	M5TR	1	*Planned:*	$160,226.89			$41,000.00	$201,226.89
		1	*Actuals:*	$159,216.16			$47,228.37	$206,444.53

Task: ***Training*** — ***Alcohol and Other Drug Counter Measures AL - 02***

Organization Name — *Division* TRF-TS — *Project Number*

Texas Center for the Judiciary — **2017-TCJ-G-1YG-0009**

Title / Desc. ***Texas Judicial Resource Liaison and Impaired Driving Judicial Education***

This project improves adjudication of impaired driving cases through education, technical assistance and support materials for judges and DWI Court teams.

Strategies Addressed

- Improve adjudication and processing of DWI cases through improved training for judges, administrative license revocation judges, prosecutors, and probation officers.

Performance Objectives	*Target*	*Actual*	*Met?*
▪ Conduct DWI Court Team Conference	1	1	☑
▪ Conduct DWI Court Team Training Conference	1	1	☑
▪ Conduct Impaired Driving Symposium	1	1	☑
▪ Conduct DWI Summit meetings	2	2	☑
▪ Conduct DWI judicial education breakout sessions at the Criminal Justice Conference	3	3	☑
▪ Conduct DWI judicial education breakout Sessions at the TCJ Annual Judicial Education Conference	3	0	☐
▪ Conduct DWI judicial education breakout sessions at the Regional Conferences	4	4	☑
▪ Distribute DWI Newsletters	3	3	☑
▪ Evaluate Texas DWI Courts	6	7	☑
▪ Maintain Texas Judicial Resource Liaison	1	1	☑
▪ Manage Texas Judges' DWI Resource website	1	1	☑
▪ Participate in College for New Judges	1	1	☑

Financial Information:

Fund	*Source*	*# Projects*		*Federal Funding*	*State Funding*	*Program Income*	*Local Match*	*Project Total*
405D	M5TR	1	*Planned:*	$737,399.30			$711,033.03	$1,448,432.33
		1	*Actuals:*	$670,718.11			$787,868.56	$1,458,586.67

Task: ***Training*** | ***Alcohol and Other Drug Counter Measures AL - 02***

Organization Name | *Division* TRF-TS | *Project Number*

Texas District and County Attorneys Association | **2017-TDCAA-G-1YG-0049**

Title / Desc. ***DWI Resource Prosecutor***

TDCAA will maintain a qualified DWI Resource Prosecutor as trainer and liaison; provide regional prosecutor/officer courses, publications, articles, case notes, technical assistance, and a web site.

Strategies Addressed

- Educate the public and stakeholders on the use of interlock devices and other alcohol monitoring technologies for DWI offenders.
- Improve adjudication and processing of DWI cases through improved training for judges, administrative license revocation judges, prosecutors, and probation officers.
- Improve and increase training for law enforcement officers.
- Increase and sustain high visibility enforcement of DWI laws.
- Increase the number of law enforcement task forces and coordinated enforcement campaigns.
- Increase the use of warrants for mandatory blood draws.

Performance Objectives	*Target*	*Actual*	*Met?*
▪ Conduct statewide task force of DWI prosecutors	1	1	☑
▪ Distribute case notes on important DWI appellate decisions by e-mail and archive at tdcaa.com	12	18	☑
▪ Maintain web site with updated DWI-related content at tdcaa.com	1	1	☑
▪ Produce impaired driving prosecution specific articles for TDCAA periodicals	4	5	☑
▪ Provide Direct Courtroom Technical Assistance (removed in ammendment)	0	0	☑
▪ Provide dedicated DWI Resource Prosecutor at the Texas District & County Attorneys Association	1	1	☑
▪ Provide presentations to Traffic Safety Partners by qualified speakers on DWI and Traffic Safety	4	8	☑
▪ Provide new DA investigators with TDCAAs Case Preparation publication at the new investigator training	30	33	☑
▪ Provide technical assistance e-mails to prosecutors, officers and traffic safety partners	120	281	☑
▪ Provide Texas Prosecutors with TDCAAs Predicate Manual	2,970	3,104	☑
▪ Provide Texas Prosecutors with TDCAAs Transportation Code Publication	2,970	3,018	☑
▪ Train prosecutors and prosecutor support staff at a Train the Trainer program	25	33	☑
▪ Train new prosecutors at week long Prosecutor Trial Skills programs and provide with publications	275	292	☑
▪ Train prosecutors and police officers at regional DWI programs and provide publications	1,500	1,491	☐

Financial Information:

Fund	*Source*	*# Projects*		*Federal Funding*	*State Funding*	*Program Income*	*Local Match*	*Project Total*
405D	M5TR	1	*Planned:*	$633,142.63			$169,972.33	$803,114.96
		1	*Actuals:*	$630,224.13			$174,422.85	$804,646.98

Task: ***Training*** | ***Alcohol and Other Drug Counter Measures AL - 02***

Organization Name | *Division* TRF-TS | *Project Number*

Texas Justice Court Training Center | **2017-TJCTC-G-1YG-0028**

Title / Desc. ***Texas Justice Court Traffic Safety Initiative***

The Texas Justice Court Traffic Safety Initiative's goal is to reduce DWI offenses by providing judicial education and support to Texas justices of the peace and court personnel.

Strategies Addressed

- Educate the public and stakeholders on the use of interlock devices and other alcohol monitoring technologies for DWI offenders.
- Improve adjudication and processing of DWI cases through improved training for judges, administrative license revocation judges, prosecutors, and probation officers.
- Improve DWI processing procedures.
- Increase enforcement of driving under the influence by minors laws.
- Increase intervention efforts.
- Increase the use of warrants for mandatory blood draws.

Performance Objectives	*Target*	*Actual*	*Met?*
▪ Conduct 4-hour program classes at 20 hour justice of the peace seminars	5	5	☑
▪ Conduct 2-hour program classes at 16 hour court personnel seminars	6	6	☑
▪ Distribute newsletter related entirely to program areas to all justices of the peace and court personnel	1	1	☑
▪ Distribute TJCTC DWI Magistration & Inquest Field Guide	1	2	☑
▪ Distribute TJCTC Guide to Reporting Requirements	1	2	☑
▪ Distribute newsletters containing an article relevant to the program	3	3	☑
▪ Educate groups of county officials or groups of judges on the benefits of the DWI Bond Condition Program	20	31	☑
▪ Maintain Internet site dedicated to the program, accessible to justices of the peace and court personnel	1	1	☑
▪ Maintain Texas DWI Bond Condition Program	1	1	☑
▪ Participate in seminar focusing on DWI law impacting all levels of the judiciary	1	1	☑
▪ Revise TJCTC DWI Magistration & Inquest Field Guide	1	2	☑
▪ Revise TJCTC Guide to Reporting Requirements	1	2	☑
▪ Train group of newly-elected or appointed justices of the peace in program areas at new judge seminars	1	1	☑

Financial Information:

Fund	*Source*	*# Projects*		*Federal Funding*	*State Funding*	*Program Income*	*Local Match*	*Project Total*
402	AL	1	*Planned:*	$121,527.12			$71,384.48	$192,911.60
		1	*Actuals:*	$117,332.70			$124,665.20	$241,997.90

Task: ***Training*** | ***Alcohol and Other Drug Counter Measures AL - 02***

Organization Name | *Division* TRF-TS | *Project Number*

Texas Municipal Courts Education Center | **2017-TMCEC-G-1YG-0050**

Title / Desc. ***Municipal Traffic Safety Initiatives***

To provide education on impaired driving issues to municipal judges and court support personnel while encouraging them to participate in public outreach on related issues.

Strategies Addressed

- Educate the public and stakeholders on the use of interlock devices and other alcohol monitoring technologies for DWI offenders.
- Improve adjudication and processing of DWI cases through improved training for judges, administrative license revocation judges, prosecutors, and probation officers.
- Improve anti-DWI public information and education campaigns including appropriate bilingual campaigns.
- Improve education programs on alcohol and driving for youth.
- Increase and sustain high visibility enforcement of DWI laws.
- Increase public education and information, concentrating on youth age 5-13 and 14-20, including parent education on drinking and driving.

Performance Objectives	*Target*	*Actual*	*Met?*
▪ Conduct joint impaired driving forum for judges with other judicial education centers	1	1	☑
▪ Conduct statewide traffic safety conference for judges, court personnel, and city officials	1	1	☑
▪ Conduct teen court planning seminar	1	1	☑
▪ Coordinate anti-DUI and DWI exhibits at TMCEC conferences and other court-related seminars	24	42	☑
▪ Identify municipal courts as MTSI Award winners	9	18	☑
▪ Produce information pages on impaired driving issues on the MTSI website	5	9	☑
▪ Produce journal pages on impaired driving issues for municipal courts	10	28	☑
▪ Train municipal prosecutors on impaired driving issues through in-person courses and webinars	100	547	☑
▪ Train municipal court personnel on impaired driving issues through in-person courses and webinars	800	6,279	☑
▪ Train municipal judges and magistrates on impaired driving issues through in-person courses and webinars	1,200	4,663	☑

Financial Information:

Fund	*Source*	*# Projects*		*Federal Funding*	*State Funding*	*Program Income*	*Local Match*	*Project Total*
405D	M5TR	1	*Planned:*	$443,650.53		$5,800.00	$114,371.31	$563,821.84
		1	*Actuals:*	$443,650.53		$10,100.00	$195,216.95	$648,967.48

Task: ***Training*** | ***Alcohol and Other Drug Counter Measures AL - 02***

Organization Name | *Division* TRF-TS | *Project Number*

Texas Municipal Police Association | **2017-TMPA-G-1YG-0004**

Title / Desc. ***Fundamentals of Driving While Intoxicated (DWI) Investigation & Enforcement Training Program***

This training will prepare law enforcement officers for the challenges of DWI investigation and enforcement with practical application of best practices from vehicle in motion to prosecution.

Strategies Addressed

- Improve adjudication and processing of DWI cases through improved training for judges, administrative license revocation judges, prosecutors, and probation officers.
- Improve DWI processing procedures.
- Increase and sustain high visibility enforcement of DWI laws.
- Increase enforcement of driving under the influence by minors laws.
- Increase intervention efforts.
- Increase the number of law enforcement task forces and coordinated enforcement campaigns.
- Increase the use of warrants for mandatory blood draws.

Performance Objectives	*Target*	*Actual*	*Met?*
▪ Attend local, state, or national conferences, forums, courses, training workshops, or seminars	2	12	☑
▪ Conduct Fundamentals of DWI Investigation & Enforcement Train-the-Trainer (TTT) Course	1	2	☑
▪ Submit follow-up evaluation analysis survey report to TxDOT	1	1	☑
▪ Teach Fundamentals of DWI Investigation & Enforcement Courses	50	49	☐
▪ Update Fundamentals of DWI Investigation & Enforcement Course curriculum	1	1	☑

Financial Information:

Fund	*Source*	*# Projects*		*Federal Funding*	*State Funding*	*Program Income*	*Local Match*	*Project Total*
405D	M5TR	1	*Planned:*	$173,571.84			$80,500.00	$254,071.84
		1	*Actuals:*	$137,084.49			$83,850.00	$220,934.49

Task: ***Training*** | ***Alcohol and Other Drug Counter Measures AL - 02***

Organization Name | *Division* TRF-TS | *Project Number*

Texas Municipal Police Association | **2017-TMPA-G-1YG-0005**

Title / Desc. ***Texas Standardized Field Sobriety Testing Refresher, Practitioner & Instructor Training Program***

To conduct SFST Refresher Courses, SFST Basic/Practitioner Courses, and SFST Instructor Courses statewide for Texas Peace Officers.

Strategies Addressed

- Improve adjudication and processing of DWI cases through improved training for judges, administrative license revocation judges, prosecutors, and probation officers.
- Improve and increase training for law enforcement officers.
- Improve DWI processing procedures.
- Increase and sustain high visibility enforcement of DWI laws.
- Increase enforcement of driving under the influence by minors laws.
- Increase intervention efforts.
- Increase the number of law enforcement task forces and coordinated enforcement campaigns.
- Increase the use of warrants for mandatory blood draws.
- Increase training for anti-DWI advocates.

Performance Objectives	*Target*	*Actual*	*Met?*
▪ Distribute instructor/course evaluation form to each attendee of each course	1	1	☑
▪ Produce set of training materials needed for each student attending the SFST Basic/Practitioner Course	1	1	☑
▪ Produce set of training materials needed for each student attending the SFST Instructor Course	1	1	☑
▪ Produce set of training materials needed for each student attending the SFST Refresher Course	1	1	☑
▪ Provide news or informational articles related to SFST or impaired driving	2	3	☑
▪ Submit SFST Basic/Practitioner Course follow-up evaluation survey analysis to TxDOT	1	1	☑
▪ Submit SFST Instructor follow-up evaluation survey analysis report to TxDOT	1	1	☑
▪ Submit SFST Refresher follow-up evaluation survey analysis to TxDOT	1	1	☑
▪ Support other alcohol related programs/events	12	13	☑
▪ Teach Standardized Field Sobriety Testing (SFST) Instructor Courses	2	5	☑
▪ Teach Standardized Field Sobriety Testing (SFST) Basic/Practitioner Courses	8	9	☑
▪ Teach Standardized Field Sobriety Testing (SFST) Refresher Courses	160	175	☑

Financial Information:

Fund	*Source*	*# Projects*		*Federal Funding*	*State Funding*	*Program Income*	*Local Match*	*Project Total*
405D	M5TR	1	*Planned:*	$569,005.68			$253,170.00	$822,175.68
		1	*Actuals:*	$515,590.87			$321,030.00	$836,620.87

Task: ***Training*** | ***Alcohol and Other Drug Counter Measures AL - 02***

Organization Name | *Division* TRF-TS | *Project Number*

Texas Municipal Police Association | **2017-TMPA-G-1YG-0010**

Title / Desc. ***Law Enforcement Training to Reduce Impaired Driving by People Under 21***

This program will increase the enforcement of laws related to underage drinking and impaired driving through increased law enforcement training and local coalition building.

Strategies Addressed

- Improve and increase training for law enforcement officers.
- Improve anti-DWI public information and education campaigns including appropriate bilingual campaigns.
- Improve DWI processing procedures.
- Improve education programs on alcohol and driving for youth.
- Increase and sustain high visibility enforcement of DWI laws.
- Increase enforcement of driving under the influence by minors laws.
- Increase intervention efforts.
- Increase the number of law enforcement task forces and coordinated enforcement campaigns.
- Increase training for anti-DWI advocates.

Performance Objectives	*Target*	*Actual*	*Met?*
▪ Attend national conference on underage impaired driving	1	2	☑
▪ Attend Texas Department of Transportation Alcohol Partners events	4	4	☑
▪ Conduct train the trainer courses	2	2	☑
▪ Distribute Public Information and Educational materials to class attendees and in program marketing	15,000	19,681	☑
▪ Evaluate of the FRIDAY and ADAPT instructors teaching the program courses	100 %	100 %	☑
▪ Participate in coaltion related activities focused on reducing impaired driving amoung youth	15	35	☑
▪ Train criminal justice supporting personnel in the 4-hour FRIDAY and ADAPT courses	200	642	☑
▪ Train criminal justice supporting personnel with a one hour module from the FRIDAY/ADAPT curricula	450	2,060	☑
▪ Train law enforcement officers and supporting personnel in the 8-hour FRIDAY and ADAPT classes	800	1,101	☑
▪ Update sets of curricula for the FRIDAY and ADAPT classes	2	2	☑

Financial Information:

Fund	*Source*	*# Projects*		*Federal Funding*	*State Funding*	*Program Income*	*Local Match*	*Project Total*
405D	M5TR	1	*Planned:*	$382,169.41			$131,120.00	$513,289.41
		1	*Actuals:*	$330,630.75			$240,125.51	$570,756.26

Task: ***Training*** | ***Alcohol and Other Drug Counter Measures AL - 02***

Organization Name | *Division* TRF-TS | *Project Number*

University of Houston/Downtown | **2017-UHD-G-1YG-0135**

Title / Desc. ***Standardized Field Sobriety Testing/Blood Warrants/Mobile Video Updates***

Peace officer training course for Standardized Field Sobriety Testing Re-Certification, Evidentiary Blood Search Warrants, and Mobile Video Updates.

Strategies Addressed

- Improve and increase training for law enforcement officers.

Performance Objectives	*Target*	*Actual*	*Met?*
▪ Train Texas peace officers in 20 classes on SFST/Blood Warrants/Mobile Video Updates	400	398	☐

Financial Information:

Fund	*Source*	*# Projects*		*Federal Funding*	*State Funding*	*Program Income*	*Local Match*	*Project Total*
405D	M5TR	1	*Planned:*	$142,400.00			$35,622.00	$178,022.00
		1	*Actuals:*	$141,788.00			$36,481.00	$178,269.00

FY 2017 Traffic Safety Funds
Program Area Expenditure Summary

Alcohol and Other Drug Counter Measures AL - 02

Task		# Proj	Total	FEDERAL						MATCH			Fed. 402 to Local
				402	405B	405C	405D	405F		STATE	INCOME	LOCAL	
Enforcement	*Planned:*	86	$4,053,845.96	$197,825.29			$2,447,321.18					$1,408,699.48	$122,825.29
	Actual:	69	$3,700,160.26	$126,386.60			$1,925,199.44			$3,000.00		$1,645,574.22	**$67,669.55**
Evaluation	*Planned:*	3	$597,515.81	$378,099.96			$99,855.49					$119,560.36	
	Actual:	3	$539,389.81	$340,656.27			$90,090.96					$108,642.58	
Program Management													
Public Information Campaigns	*Planned:*	11	$12,876,457.96	$1,669,129.33			$4,811,310.09			$380,931.25		$6,015,087.29	$1,104,817.75
	Actual:	11	$25,608,411.38	$1,605,947.40			$4,720,819.50			$248,781.25		$19,032,863.23	**$1,044,722.82**
Training	*Planned:*	17	$7,266,137.61	$121,527.12			$4,952,611.72			$8,415.98	$5,800.00	$2,177,782.79	$121,527.12
	Actual:	17	$7,454,957.29	$117,332.70			$4,333,518.43			$8,415.97	$10,100.00	$2,985,590.19	**$117,332.70**
TOTALS:	*Planned:*	117	**$24,793,957.34**	**$2,366,581.70**			**$12,311,098.48**			**$389,347.23**	**$5,800.00**	**$9,721,129.92**	$1,349,170.16
	Actual:	100	**$37,302,918.74**	**$2,190,322.97**			**$11,069,628.33**			**$260,197.22**	**$10,100.00**	**$23,772,670.22**	**$1,229,725.07**

Emergency Medical Services EM - 03

Goals

- To improve EMS care and support provided to motor vehicle trauma victims in rural and frontier areas of Texas.

Strategies

- *Increase EMS involvement in local community safety efforts.*
- *To increase the availability of EMS training in rural and frontier areas.*

Project Descriptions

Task: ***Training*** ***Emergency Medical Services EM - 03***

Organization Name *Division* TRF-TS *Project Number*

Texas Engineering Extension Service - ESTI **2017-TEEXESTI-G-1YG-0037**

Title / Desc. ***Rural / Frontier Emergency Medical Services Education Training Program***

Provide education and training to Rural/Frontier response departments in Texas. To enhance training in these areas and reduce EMS response time to MVA trauma victims in Rural/Frontier Texas.

Strategies Addressed

- To increase the availability of EMS training in rural and frontier areas.

Performance Objectives	*Target*	*Actual*	*Met?*
▪ Attend Lifesavers National Conference	1	1	☑
▪ Attend meetings and/or conferences focusing on schools and school districts	5	5	☑
▪ Attend Conference / Meetings to promote and distribute information about the grant	12	14	☑
▪ Submit hours of student class attendance	50,000	59,955	☑
▪ Train students in Continuing Education (CE) classes	175	188	☑
▪ Train students in initial EMS classes	1,200	1,875	☑
▪ Update times, the funded class listing on the Rural / Frontier EMS Education website	36	36	☑

Financial Information:

Fund	*Source*	*# Projects*		*Federal Funding*	*State Funding*	*Program Income*	*Local Match*	*Project Total*
402	EM	1	*Planned:*	$464,336.90			$874,317.30	$1,338,654.20
		1	*Actuals:*	$411,775.49			$1,418,699.15	$1,830,474.64

FY 2017 Traffic Safety Funds
Program Area Expenditure Summary

Emergency Medical Services — EM - 03

Task		# Proj	Total	FEDERAL						MATCH			Fed. 402 to Local
				402	405B	405C	405D	405F		STATE	INCOME	LOCAL	
Enforcement													
Evaluation													
Program Management													
Public Information Campaigns													
Training	*Planned:*	1	$1,338,654.20	$464,336.90								$874,317.30	
	Actual:	1	$1,830,474.64	$411,775.49								$1,418,699.15	
TOTALS:	*Planned:*	1	**$1,338,654.20**	**$464,336.90**								**$874,317.30**	
	Actual:	1	**$1,830,474.64**	**$411,775.49**								**$1,418,699.15**	

Motorcycle Safety MC - 04

Goals

- To reduce the number of motorcyclist fatalities

Strategies

- *Improve education and awareness of motorcycle safety among law enforcement and EMS personnel, educators and state & local traffic engineers.*
- *Improve public information and education on motorcycle safety, including the value of wearing a helmet.*
- *Improve public information and education on the value of not operating a motorcycle while under the influence of alcohol and/or other drugs.*
- *Increase public information and education on motorists' responsibility pertaining to motorcycle safety.*
- *Increase rider education and training.*

Project Descriptions

Task: ***Public Information Campaigns*** ***Motorcycle Safety MC - 04***

Organization Name *Division* TRF-TS *Project Number*

Sherry Matthews Advocacy Marketing **2017-SMAM-SOW-0006**

Title / Desc. ***Motorcycle Safety Awareness Look Twice for Motorcycles. Public Information & Education Campaign***

This multimedia statewide campaign raises awareness that motorcyclists are an especially vulnerable part of our transportation infrastructure and encourages drivers to pay special attention to them.

Strategies Addressed

- Develop and implement public information and education efforts on traffic safety issues.

Performance Objectives	*Target*	*Actual*	*Met?*
▪ Conduct outreach and public awareness events at locations across the state	6	6	☑
▪ Develop new creative assets for the campaign	3	3	☑
▪ Distribute PSA campaign to TV and radio stations across the state	1	1	☑
▪ Implement paid media buy including radio, OOH (billboards and pumptoppers), and digital components	1	1	☑
▪ Provide set of materials to TxDOT Communications to generate earned media	1	1	☑
▪ Submit existing campaign creative components for approval	4	4	☑

Financial Information:

Fund	*Source*	*# Projects*		*Federal Funding*	*State Funding*	*Program Income*	*Local Match*	*Project Total*
402	MC	1	*Planned:*	$500,000.00			$500,000.00	$1,000,000.00
		1	*Actuals:*	$499,459.76			$1,335,039.40	$1,834,499.16

Task: ***Public Information Campaigns*** ***Motorcycle Safety MC - 04***

Organization Name *Division* TRF-TS *Project Number*

Texas A&M Transportation Institute **2017-TTI-G-1YG-0074**

Title / Desc. ***Statewide Motorist Awareness and Motorcyclist Safety Outreach and Support***

Public information and education outreach employing motorcyclists and allied safety groups to raise motorists' knowledge of safely sharing the road with motorcyclists and of rider safety awareness.

Strategies Addressed

- Improve education and awareness of motorcycle safety among law enforcement and EMS personnel, educators and state & local traffic engineers.
- Improve public information and education on motorcycle safety, including the value of wearing a helmet.
- Improve public information and education on the value of not operating a motorcycle while under the influence of alcohol and/or other drugs.
- Increase rider education and training.

Performance Objectives	*Target*	*Actual*	*Met?*
▪ Complete content updates and maintenance support to website	52	48	☐
▪ Conduct statewide motorist awareness and motorcyclist safety outreach activities	15	19	☑
▪ Coordinate Texas Motorcycle Safety Forum	1	1	☑
▪ Coordinate Texas Motorcycle Safety Coalition and Board Activities	4	4	☑
▪ Develop Outreach Plan	1	1	☑
▪ Develop set of public information & education materials for use in statewide motorist awareness & motorcycle	1	1	☑
▪ Evaluate campaign outreach activity	1	1	☑
▪ Provide technical assistance deliverables to the motorcycle program and/or TMSC	5	4	☐

Financial Information:

Fund	*Source*	*# Projects*		*Federal Funding*	*State Funding*	*Program Income*	*Local Match*	*Project Total*
405F	M9MA	1	*Planned:*	$283,591.88			$70,943.34	$354,535.22
		1	*Actuals:*	$278,004.45			$69,819.66	$347,824.11

Task: ***Public Information Campaigns*** ***Motorcycle Safety MC - 04***

Organization Name *Division* TRF-TS *Project Number*

Texas A&M Transportation Institute **2017-TTI-G-1YG-0077**

Title / Desc. ***Rider and Roadway Safety Awareness Program***

A Texas-wide tool to help riders identify & select safe roadways, to easily identify factors contributing to motorcyclist safety & provide riders with outreach & education messages about safe riding.

Strategies Addressed

- Improve public information and education on motorcycle safety, including the value of wearing a helmet.
- Improve public information and education on the value of not operating a motorcycle while under the influence of alcohol and/or other drugs.
- Increase rider education and training.

Performance Objectives	*Target*	*Actual*	*Met?*
▪ Create prototype website design/mockup	1	1	☑
▪ Develop motorcycle crash plot and summary data	1	1	☑
▪ Develop outreach plan that will describe all grant activities to reach riders	1	1	☑
▪ Evaluate Rider and Roadway Safety Awareness Program	1	1	☑
▪ Produce motorcycle rider videos for use on the new website	3	3	☑
▪ Provide website for the rider community	1	1	☑
▪ Survey riders who have been exposed to the website	20	10	☐

Financial Information:

Fund	*Source*	*# Projects*		*Federal Funding*	*State Funding*	*Program Income*	*Local Match*	*Project Total*
402	MC	1	*Planned:*	$76,098.97			$19,036.28	$95,135.25
		1	*Actuals:*	$47,794.33			$15,415.74	$63,210.07

FY 2017 Traffic Safety Funds
Program Area Expenditure Summary

Motorcycle Safety — MC - 04

Task		# Proj	Total	FEDERAL						MATCH			Fed. 402 to Local
				402	405B	405C	405D	405F		STATE	INCOME	LOCAL	
Enforcement													
Evaluation													
Program Management													
Public Information Campaigns	*Planned:*	3	$1,449,670.47	$576,098.97				$283,591.88				$589,979.62	
	Actual:	3	$2,245,533.34	$547,254.09				$278,004.45				$1,420,274.80	
Training													
TOTALS:	*Planned:*	3	**$1,449,670.47**	**$576,098.97**				**$283,591.88**				**$589,979.62**	
	Actual:	3	**$2,245,533.34**	**$547,254.09**				**$278,004.45**				**$1,420,274.80**	

Occupant Protection OP - 05

Goals

- To increase occupant restraint use in all passenger vehicles and trucks
- To increase occupant restraint use, including child-safety seats, in all passenger vehicles and trucks

Strategies

- *Concentrate efforts on historically low use populations.*
- *Increase EMS/fire department involvement in CPS fitting stations.*
- *Increase intervention efforts by healthcare professionals, teachers, and all safety advocates.*
- *Increase occupant protection education, training, and awareness of safety belt issues for law enforcement, judges and prosecutors.*
- *Increase public information and education campaigns.*
- *Increase training opportunities and retention of child passenger safety (CPS) technicians and instructors.*
- *Maintain CPS seat distribution programs for low income families.*
- *Sustain high visibility enforcement of occupant protection laws*

Project Descriptions

Task: ***Enforcement*** ***Occupant Protection OP - 05***

Organization Name *Division* TRF-TS *Project Number*

TxDOT - Traffic Safety **Click It Or Ticket Mobilization Incentive**

Title / Desc. ***Click It Or Ticket Mobilization Incentive***

Recruit law enforcement agencies to volunteer their enforcement and earned media efforts during CIOT. TxDOT is planning on distributing 15 $3,000 awards through a random drawing process to agencies.

Participating Organizations	*Project #*
Austin County Constable - Precinct 3	2017-AustinCoP3-INC-00032
City of Eastland Police Department	2017-EastlaPD-INC-00007
Garza County Sheriff's Office	2017-GarzaCoSO-INC-00013
City of Glenn Heights Police Department	2017-GlennPD-INC-00027
City of Jacinto City Police Department	2017-JacintPD-INC-00028
City of Keene Police Department	2017-KeenePD-INC-00012
Kent County Sheriff's Office	2017-KentCoSO-INC-00042
City of Nash - Police Deaprtment	2017-Nash-INC-00025
Texas A&M University - Police Department	2017-TAMUPD-INC-00026
The University of Texas of the Permian Basin - Police Department	2017-UTPermian-INC-00030
The University of Texas Rio Grande Valley	2017-UTRGV-INC-00039
The University of Texas Rio Grande Valley - Police Department	2017-UTRGVPD-INC-00041

Financial Information:

Fund	*Source*	*# Projects*		*Federal Funding*	*State Funding*	*Program Income*	*Local Match*	*Project Total*
402	OP	15	*Planned:*	$45,000.00				$45,000.00
		11	*Actuals:*	$31,534.78			$6,910.40	$38,445.18

Task: ***Enforcement*** ***Occupant Protection OP - 05***

Organization Name *Division* TRF-TS *Project Number*

TxDOT - Traffic Safety **STEP - Click It Or Ticket Mobilization**

Title / Desc. ***STEP - Click It Or Ticket Mobilization***

Coordinate and conduct yearly mobilizations consisting of increased safety belt enforcement and earned media activities.

Performance Measures

Child Safety Seat citations	2,672
CMV Speed citations	11
Community events	38
DUI Minor arrests/citations	0
DWI arrests	5
HMV citations	13
ITC citations	248
Media exposures	152
Other arrests	230
Other citations	4,777
Presentations conducted	48
Public information and education materials distributed	14,455
Public information and education materials produced	1,004
Safety Belt citations	11,568
Speed citations	679
STEP Enforcement Hours	7,196

Participating Organizations	*Project #*
City of Amarillo - Police Department	2017-AmarilloPD-CIOT-00014
City of Arlington - Police Department	2017-Arlington-CIOT-00042
City of Austin Police Department	2017-AustinPD-CIOT-00008
City of Bridge City Police Department	2017-BridgeCityPD-CIOT-00026
City of Carrollton Police Department	2017-CarrolPD-CIOT-00016
City of Corpus Christi Police Department	2017-CorpusPD-CIOT-00044
City of Dallas Police Department	2017-Dallas-CIOT-00033
City of Early Police Department	2017-EarlyPD-CIOT-00047
El Paso County Sheriff's Office	2017-ElPasoCO-CIOT-00037
City of Garland - Police Department	2017-GarlandPD-CIOT-00006
City of George West - Police Department	2017-GWPD-CIOT-00035
City of Harlingen Police Department	2017-Harlingen-CIOT-00046
Harris County Sheriff's Office	2017-HarrisCo-CIOT-00012
City of Hawley Police Department	2017-HawleyPD-CIOT-00029
City of Houston - Police Department	2017-HoustonPD-CIOT-00019
Kaufman County Sheriff's Office	2017-KaufmanCoSO-CIOT-00034
City of Laredo Police Department	2017-LaredoPD-CIOT-00040
City of Lewisville Police Department	2017-LewisvPD-CIOT-00021
City of Lubbock Police Department	2017-Lubbock PD-CIOT-00009
City of Lumberton - Police Department	2017-LumbertonPD-CIOT-00028
City of McAllen Police Department	2017-McAllenPD-CIOT-00017
City of Mesquite Police Department	2017-Mesquite-CIOT-00004
City of Mount Pleasant - Police Department	2017-MtPleasantPD-CIOT-00027
City of Palacios Police Department	2017-PalaciosPD-CIOT-00039
City of Pharr Police Department	2017-PharrPD-CIOT-00023
City of Port Arthur Police Department	2017-PortArthur-CIOT-00031
City of San Benito Police Department	2017-SanBenitoPD -CIOT-00007

City of San Diego - Police Department	2017-SanDiegoPD-CIOT-00048
City of San Juan Police Department	2017-SanJuanPD-CIOT-00015
City of Silsbee - Police Department	2017-SilsbeePD-CIOT-00030
City of Snyder Police Department	2017-SnyderPD-CIOT-00036
Texas A&M University - Central Texas - Police Department	2017-TAMUCPD-CIOT-00018
City of Texarkana Police Department	2017-TexarkPD-CIOT-00041
City of Vidor Police Department	2017-VidorPD-CIOT-00025
Ward County Sheriff Office	2017-WardCoSO-CIOT-00011
Webb County Constable Pct. 1	2017-WebbCCP1-CIOT-00020
Webb County Constable Pct. 2	2017-WebbCCP2-CIOT-00043
City of Wharton Police Department	2017-WhartonPD-CIOT-00045
City of Wichita Falls Police Department	2017-WichitaPD-CIOT-00010
Wichita County Sheriff's Office	2017-WichitaSO-CIOT-00032
Williamson County Sheriff's Office	2017-WilliamsonCo-CIOT-00022

Financial Information:

Fund	Source	# Projects		Federal Funding	State Funding	Program Income	Local Match	Project Total
405B	M1HVE	40	*Planned:*	$500,000.00				$500,000.00
		41	*Actuals:*	$404,583.40			$8,295.28	$412,878.68

Task: ***Evaluation*** ***Occupant Protection OP - 05***

Organization Name *Division* TRF-TS *Project Number*

Texas A&M Transportation Institute **2017-TTI-G-1YG-0079**

Title / Desc. ***Occupant Restraint Observational Surveys***

Surveys of occupant restraint use are conducted to estimate statewide belt use, child occupant restraint use, and front seat driver and passenger use and characteristics in 18 cities.

Strategies Addressed

- Concentrate efforts on historically low use populations.
- Increase public information and education campaigns.

Performance Objectives	Target	Actual	Met?
▪ Conduct statewide survey in 22 Texas counties using NHTSA guidelines	1	1	☑
▪ Conduct survey of child restraint use in 14 Texas cities	1	1	☑
▪ Conduct survey of front seat occupant restraint use in 18 cities	1	2	☑
▪ Conduct survey of occupant restraint use among school-age children (5-16 years old) in 18 Texas cities	1	1	☑

Financial Information:

Fund	Source	# Projects		Federal Funding	State Funding	Program Income	Local Match	Project Total
405B	M1OP	1	*Planned:*	$339,674.60			$84,926.57	$424,601.17
		1	*Actuals:*	$321,850.21			$80,538.78	$402,388.99

Task: ***Evaluation*** — ***Occupant Protection OP - 05***

Organization Name — *Division* TRF-TS — *Project Number*

Texas A&M Transportation Institute — **2017-TTI-G-1YG-0080**

Title / Desc. ***Nighttime Occupant Restraint Observation Survey***

TTI will conduct an observational survey of nighttime seat belt use in selected cities throughout Texas.

Strategies Addressed

- Concentrate efforts on historically low use populations.

Performance Objectives	*Target*	*Actual*	*Met?*
▪ Conduct city surveys of nighttime safety belt use	18	18	☑

Financial Information:

Fund	*Source*	*# Projects*		*Federal Funding*	*State Funding*	*Program Income*	*Local Match*	*Project Total*
405B	M1OP	1	*Planned:*	$71,883.89			$17,979.13	$89,863.02
		1	*Actuals:*	$61,397.66			$15,431.66	$76,829.32

Task: ***Evaluation*** — ***Occupant Protection OP - 05***

Organization Name — *Division* TRF-TS — *Project Number*

Texas A&M Transportation Institute — **2017-TTI-G-1YG-0083**

Title / Desc. ***Click It or Ticket Evaluation by Observational Survey***

TTI will conduct observational surveys of safety belt use before, during, and after the Click It or Ticket mobilization in 10 of Texas' largest cities and report the results to TxDOT.

Strategies Addressed

- Concentrate efforts on historically low use populations.
- Increase public information and education campaigns.
- Sustain high visibility enforcement of occupant protection laws

Performance Objectives	*Target*	*Actual*	*Met?*
▪ Conduct survey waves in 10 Click It or Ticket cities	3	3	☑
▪ Provide memos reporting survey results	4	4	☑

Financial Information:

Fund	*Source*	*# Projects*		*Federal Funding*	*State Funding*	*Program Income*	*Local Match*	*Project Total*
405B	M1OP	1	*Planned:*	$45,527.62			$11,384.02	$56,911.64
		1	*Actuals:*	$42,760.40			$10,714.91	$53,475.31

Task: ***Public Information Campaigns*** ***Occupant Protection OP - 05***

Organization Name *District* AUS *Project Number*

City of Austin - EMS **2017-AustinEM-G-1YG-0123**

Title / Desc. ***Ensuring Safe Travel for Child Passengers in and around the Austin District***

Provide education and distribute child safety seats to reduce the number of children injured in motor vehicle crashes.

Strategies Addressed

- Increase EMS involvement in local community safety efforts.
- Concentrate efforts on historically low use populations.
- Increase EMS/fire department involvement in CPS fitting stations.
- Increase public information and education campaigns.
- Increase training opportunities and retention of child passenger safety (CPS) technicians and instructors.
- Maintain CPS seat distribution programs for low income families.

Performance Objectives	*Target*	*Actual*	*Met?*
▪ Conduct CPST certification courses in Williamson, Bastrop, Caldwell, Burnet and/or Hays Counties	2	5	☑
▪ Conduct booster seat focused events	10	11	☑
▪ Conduct child seat check events in Caldwell, Hays, Burnet, Bastrop and/or Williamson Counties	16	26	☑
▪ Conduct child safety seat checks in Travis County	36	38	☑
▪ Conduct Safe Baby Academy classes	48	59	☑

Financial Information:

Fund	*Source*	*# Projects*		*Federal Funding*	*State Funding*	*Program Income*	*Local Match*	*Project Total*
405B	M1CSS	1	*Planned:*	$82,462.00			$25,650.00	$108,112.00
		1	*Actuals:*	$82,151.78			$58,929.80	$141,081.58

Task: ***Public Information Campaigns*** ***Occupant Protection OP - 05***

Organization Name *District* AUS *Project Number*

Dell Children's Medical Center of Central Texas **2017-DCMCCT-G-1YG-0052**

Title / Desc. ***Dell Children's Medical Center (DCMC) Child Passenger Safety Service***

DCMC will establish 6 car seat inspection sites and utilize an appointment scheduling system to coordinate services for Bastrop, Blanco, Burnet, Caldwell, Hays, Travis, and Williamson Counties.

Strategies Addressed

- Concentrate efforts on historically low use populations.
- Increase EMS/fire department involvement in CPS fitting stations.
- Increase intervention efforts by healthcare professionals, teachers, and all safety advocates.
- Increase public information and education campaigns.
- Increase training opportunities and retention of child passenger safety (CPS) technicians and instructors.
- Maintain CPS seat distribution programs for low income families.

Performance Objectives	*Target*	*Actual*	*Met?*
▪ Conduct 32 hour NHTSA approved Child Passenger Safety Technician course with 10-20 attendees	1	1	☑
▪ Conduct child safety seat inspections at the new permanent inspection stations, starting 4/1/2017	400	563	☑
▪ Distribute child safety seats in the 6 county focus areas at the inspection stations, starting on 4/1/2017	400	419	☑
▪ Distribute child safety seat information cards to elementary schools, Head Starts, hospitals, WIC clinics	20,000	53,031	☑
▪ Establish permanent inspection stations with partners,1 in each of the 6 counties, fully operational by 4/1/17	6	6	☑
▪ Evaluate DCMC child passenger safety program	1	1	☑
▪ Maintain child safety seat appointment scheduling system to support the new inspection stations in 6 counties	1	1	☑
▪ Support DCMC child passenger safety progam	1	1	☑

Financial Information:

Fund	*Source*	*# Projects*		*Federal Funding*	*State Funding*	*Program Income*	*Local Match*	*Project Total*
402	OP	1	*Planned:*	$149,604.75			$61,488.58	$211,093.33
		1	*Actuals:*	$133,744.26			$62,111.36	$195,855.62

Task: ***Public Information Campaigns*** ***Occupant Protection OP - 05***

Organization Name *District* YKM *Project Number*

Education Service Center, Region VI **2017-ESCVI-G-1YG-0065**

Title / Desc. ***Student Training in Occupant Protection STOP Program***

This program is designed to implement occupant protection workshops to teach students, adults, and educators the proper use and importance of seat belts and child passenger safety seat systems.

Strategies Addressed

- Concentrate efforts on historically low use populations.

Performance Objectives	*Target*	*Actual*	*Met?*
▪ Analyze participant evaluations to determine the overall effectiveness of the STOP Program	800	884	☑
▪ Conduct Child Safety Seat Check-Up Events for the targeted audience	4	5	☑
▪ Develop set of content material and hands-on activities to use as training aids for Classroom Workshops	1	2	☑
▪ Educate participants in the STOP Program	1,000	1,126	☑

Financial Information:

Fund	*Source*	*# Projects*		*Federal Funding*	*State Funding*	*Program Income*	*Local Match*	*Project Total*
402	OP	1	*Planned:*	$107,359.61			$30,874.50	$138,234.11
		1	*Actuals:*	$106,395.73			$39,530.77	$145,926.50

Task: ***Public Information Campaigns*** ***Occupant Protection OP - 05***

Organization Name *District* ELP *Project Number*

El Paso Children's Hospital **2017-ELPCH-G-1YG-0147**

Title / Desc. ***El Paso Children's Child Passenger Safety Program***

The goal of the El Paso Children's Child Passenger Safety Program is to educate families/children in El Paso County about safety and restraint use in vehicles.

Strategies Addressed

- Increase intervention efforts by healthcare professionals, teachers, and all safety advocates.
- Increase occupant protection education, training, and awareness of safety belt issues for law enforcement, judges and prosecutors.
- Increase training opportunities and retention of child passenger safety (CPS) technicians and instructors.
- Maintain CPS seat distribution programs for low income families.

Performance Objectives	*Target*	*Actual*	*Met?*
▪ Assist National Child Passenger Safety Technician Certification courses as an Instructor	2	3	☑
▪ Conduct educational classes for parent/caregivers on Occupant Protection	18	36	☑
▪ Develop loaner program for child restraints for children with special health care needs	1	1	☑
▪ Distribute child safety car seats to low income families	150	64	☐
▪ Distribute PI&E materials	10,000	12,307	☑
▪ Educate Health care providers on proper use/installation of child restraints for children w/special needs	10	21	☑
▪ Educate families discharged from Newborn Intensive Care Nursery, on proper use of infant child restraints	100	107	☑
▪ Educate families discharged from Pediatric unit, on proper use of child restraints	1,000	114	☐
▪ Participate in events during Child Passenger Safety Week	3	4	☑
▪ Participate in Click it for Chicken events at local community agencies/schools	6	6	☑
▪ Participate in CPS inspection events within the El Paso District	10	23	☑
▪ Participate in health and safety fairs in the El Paso District	16	12	☐

Financial Information:

Fund	*Source*	*# Projects*		*Federal Funding*	*State Funding*	*Program Income*	*Local Match*	*Project Total*
402	OP	1	*Planned:*	$37,919.45			$39,473.11	$77,392.56
		1	*Actuals:*	$37,804.20			$54,704.65	$92,508.85

Task: ***Public Information Campaigns*** ***Occupant Protection OP - 05***

Organization Name *District* WAC *Project Number*

Hillcrest Baptist Medical Center-HHS **2017-HHS-G-1YG-0140**

Title / Desc. ***Texas KidSafe Program***

KidSafe will provide educational opportunities to parents/caregivers, children, and the general public on child passenger safety, safety in and around vehicles, and overall occupant protection.

Strategies Addressed

- Concentrate efforts on historically low use populations.
- Increase EMS/fire department involvement in CPS fitting stations.
- Increase intervention efforts by healthcare professionals, teachers, and all safety advocates.
- Increase occupant protection education, training, and awareness of safety belt issues for law enforcement, judges and prosecutors.
- Increase public information and education campaigns.
- Increase training opportunities and retention of child passenger safety (CPS) technicians and instructors.
- Maintain CPS seat distribution programs for low income families.

Performance Objectives	*Target*	*Actual*	*Met?*
▪ Conduct or assist in Child Passenger Safety Technician Certification Courses	5	5	☑
▪ Conduct child safety seat/seat belt observational surveys	25	26	☑
▪ Conduct or participate in Child Passenger Safety Seat Check-up Events	30	38	☑
▪ Conduct Youth Child Passenger Safety educational presentations	300	318	☑
▪ Conduct Adult Child Passenger Safety educational presentations	500	733	☑
▪ Conduct Child Passenger Safety Fitting Station sessions at designated KidSafe fitting station locations	1,000	1,416	☑
▪ Coordinate CEU seminars for Certified Child Passenger Safety Technicians	3	3	☑
▪ Coordinate safety educational campaigns	5	5	☑
▪ Coordinate public events focused on childrens safety in and around vehicles	10	13	☑
▪ Distribute KidSafe Program participants and partners satisfaction surveys	400	669	☑
▪ Distribute child safety seats to families in need	1,426	1,783	☑
▪ Distribute pieces of Child Passenger Safety educational materials	71,000	92,841	☑
▪ Evaluate KidSafe Program participants to assess an increase in Child Passenger Safety knowledge and awareness	400	478	☑
▪ Maintain Texas KidSafe Child Passenger Safety Technician Facebook Group	1	1	☑
▪ Maintain databases to record and analyze data collected through KidSafe Program data collection tools	5	11	☑
▪ Maintain KidSafe Program Child Passenger Safety Fitting Stations	20	46	☑
▪ Maintain Child Passenger Safety Educational Displays	40	128	☑
▪ Participate in health fairs, safety fairs and community events	65	94	☑
▪ Provide educational packets to persons identified by the Please Be Seated Program	200	212	☑
▪ Train KidSafe Program Fitting Station Sites to conduct KidSafe Program Fitting Station Sessions	10	13	☑

Financial Information:

Fund	*Source*	*# Projects*		*Federal Funding*	*State Funding*	*Program Income*	*Local Match*	*Project Total*
402	OP	1	*Planned:*	$311,286.23			$311,716.78	$623,003.01
		1	*Actuals:*	$311,286.23			$359,639.14	$670,925.37

Task: ***Public Information Campaigns*** ***Occupant Protection OP - 05***

Organization Name *District* DAL *Project Number*

Injury Prevention Center of Greater Dallas **2017-IPCOGD-G-1YG-0130**

Title / Desc. ***North Texas Child Passenger Safety Training and Distribution Program***

A one-year child passenger safety initiative to certify child passenger safety technicians, educate hospital staff and caregivers, and distribute child safety seats to Dallas County families in need.

Strategies Addressed

- Concentrate efforts on historically low use populations.
- Increase intervention efforts by healthcare professionals, teachers, and all safety advocates.
- Increase training opportunities and retention of child passenger safety (CPS) technicians and instructors.
- Maintain CPS seat distribution programs for low income families.

Performance Objectives	*Target*	*Actual*	*Met?*
▪ Conduct Continuing Education (CEU) class on child passenger safety to retain currently trained technicians	1	1	☑
▪ Conduct community car seat/booster seat inspection station events	4	12	☑
▪ Conduct Safety Advocate" classes for Parkland staff or other community advocates	4	4	☑
▪ Conduct child occupant restraint use observations of children 0-8 years of age at Parkland COPC clinics	200	360	☑
▪ Conduct child occupant restraint use observations of newborns discharged at Parkland	200	272	☑
▪ Coordinate meetings with local CPS coalitions or other local traffic safety partners to support CPS initiatives	3	4	☑
▪ Create Child Passenger Safety (CPS) update newsletters and distribute them to 75 CPS technicians	2	2	☑
▪ Develop final project evaluation report	1	1	☑
▪ Educate families with children 0-8 years of age at PHHS or through other community partners	10,000	22,550	☑
▪ Provide child safety seats to families in need through PHHS and through community inspection stations	320	325	☑
▪ Train technicians by conducting the National CPS Certification Training Program 2 times	40	45	☑

Financial Information:

Fund	*Source*	*# Projects*		*Federal Funding*	*State Funding*	*Program Income*	*Local Match*	*Project Total*
402	OP	1	*Planned:*	$62,474.63			$34,044.82	$96,519.45
		1	*Actuals:*	$61,911.08			$73,438.43	$135,349.51

Task: ***Public Information Campaigns*** ***Occupant Protection OP - 05***

Organization Name *Division* TRF-TS *Project Number*

Sherry Matthews Advocacy Marketing **2017-SMAM-SOW-0002**

Title / Desc. ***Click It or Ticket. Public Information and Education Campaign***

This comprehensive statewide multi-media campaign is enforcement-focused, warning drivers and passengers to buckle up day or night or they could be issued a citation.

Strategies Addressed

- Increase public information and education campaigns.
- Develop and implement public information and education efforts on traffic safety issues.

Performance Objectives	*Target*	*Actual*	*Met?*
▪ Conduct focus groups to test potential advertising messages	5	5	☑
▪ Conduct outreach and public awareness events at locations across the state	12	12	☑
▪ Develop new creative assets for the campaign	6	6	☑
▪ Implement paid media buy, including TV, radio, out of home, and digital components	1	1	☑
▪ Provide set of materials to TxDOT Communications to generate earned media	1	1	☑
▪ Submit existing campaign creative components for approval	2	2	☑

Financial Information:

Fund	*Source*	*# Projects*		*Federal Funding*	*State Funding*	*Program Income*	*Local Match*	*Project Total*
405B	M1PE	1	*Planned:*	$2,000,000.00			$2,000,000.00	$4,000,000.00
		1	*Actuals:*	$1,984,415.61			$4,265,166.15	$6,249,581.76

Task: ***Public Information Campaigns*** ***Occupant Protection OP - 05***

Organization Name *Division* TRF-TS *Project Number*

Texas A&M Agrilife Extension Service **2017-Texas Ag-G-1YG-0039**

Title / Desc. ***Texas A&M AgriLife Extension Service Passenger Safety Project***

A program to increase child restraint and seat belt usage among low use populations and promote safe driving practices statewide through educational campaigns, checkup events and trainings.

Strategies Addressed

- Concentrate efforts on historically low use populations.
- Increase EMS/fire department involvement in CPS fitting stations.
- Increase intervention efforts by healthcare professionals, teachers, and all safety advocates.
- Increase occupant protection education, training, and awareness of safety belt issues for law enforcement, judges and prosecutors.
- Increase public information and education campaigns.
- Increase training opportunities and retention of child passenger safety (CPS) technicians and instructors.
- Maintain CPS seat distribution programs for low income families.
- Increase public information and education efforts on pedestrian and bicyclist safety.
- Conduct and assist local, state and national traffic safety campaigns.
- Conduct public information and education campaigns related to distracted driving.
- Develop and implement public information and education efforts on traffic safety issues.

Performance Objectives	*Target*	*Actual*	*Met?*
▪ Conduct 6-Hour Technician Update for technicians in Texas or one 8-hour Technician Renewal Training	1	1	☑
▪ Conduct National Child Passenger Safety Technician Certification Trainings	2	3	☑
▪ Conduct Safety seat checkup events in historically low-use communities.	25	32	☑
▪ Conduct Programs on seat belts, car seats, distracted driving and other safe driving practices	60	154	☑
▪ Conduct Child safety seat inspections at checkup events, appointments, and fitting stations	1,600	2,230	☑
▪ Distribute child safety seats as replacements as needed at inspections in low-use communities	1,250	1,536	☑
▪ Distribute Public Information and Education (PI&E) resources to support grant objectives	60,000	107,411	☑
▪ Educate participants on the importance of safety belts/child restraints using project Rollover Demonstration	18,000	18,094	☑
▪ Maintain online transportation safety courses for childcare providers	3	3	☑
▪ Support educational programs on occupant protection, distracted driving and pedestrian and bicycle safety	135	150	☑

Financial Information:

Fund	*Source*	*# Projects*		*Federal Funding*	*State Funding*	*Program Income*	*Local Match*	*Project Total*
402	OP	1	*Planned:*	$453,342.04			$114,680.01	$568,022.05
		1	*Actuals:*	$449,266.66			$365,891.92	$815,158.58

Task: ***Public Information Campaigns*** ***Occupant Protection OP - 05***

Organization Name *District* HOU *Project Number*

Texas Children's Hospital **2017-TCH-G-1YG-0060**

Title / Desc. ***Increasing Child Restraint Usage in Greater Houston***

The project will increase restraint use in the Greater Houston area through community education, assistance with installation of car seats, and distribution of seats to low income families.

Strategies Addressed

- Concentrate efforts on historically low use populations.
- Increase intervention efforts by healthcare professionals, teachers, and all safety advocates.
- Increase public information and education campaigns.
- Increase training opportunities and retention of child passenger safety (CPS) technicians and instructors.
- Maintain CPS seat distribution programs for low income families.

Performance Objectives	*Target*	*Actual*	*Met?*
▪ Conduct Child Passenger Safety renewal course	1	1	☑
▪ Conduct Safe Kids Child Passenger Safety Technician training courses	3	3	☑
▪ Conduct Media exposures related to child passenger safety	50	69	☑
▪ Conduct Child safety inspections at community car seat check up events	1,000	1,152	☑
▪ Conduct Child safety seat inspections at network inspection station sites	3,300	4,283	☑
▪ Coordinate Community car seat events	15	32	☑
▪ Distribute Child restraint systems to low-income and at risk families at inspection stations	1,200	1,378	☑
▪ Distribute Educational materials on child passenger safety to the community	75,000	75,639	☑
▪ Educate Law enforcement, EMS, and healthcare personnel about current child occupant protection standards	75	106	☑
▪ Survey of parents and caregivers who attend a local inspection station	5 %	185 %	☑
▪ Teach CEU and specialized training classes for CPS technicians about new products and technology	10	14	☑
▪ Teach Car seat safety classes for parents and caregivers	40	62	☑
▪ Train New child passenger safety technicians	40	41	☑

Financial Information:

Fund	*Source*	*# Projects*		*Federal Funding*	*State Funding*	*Program Income*	*Local Match*	*Project Total*
405B	M1PE	1	*Planned:*	$236,975.70		$10,000.00	$370,336.04	$617,311.74
		1	*Actuals:*	$180,199.56		$10,388.53	$315,052.71	$505,640.80

Task: ***Public Information Campaigns*** — ***Occupant Protection OP - 05***

Organization Name — *Division* TRF-TS — *Project Number*

Texas Department of State Health Services — **2017-TDSHS-G-1YG-0067**

Title / Desc. ***Statewide Child Passenger Safety Education and Distribution Program***

Statewide Child Passenger Safety (CPS) program, including safety seat education and distribution, CPS technician training and coordination of CPS services. This is not Research and Development.

Strategies Addressed

- Increase training opportunities and retention of child passenger safety (CPS) technicians and instructors.
- Maintain CPS seat distribution programs for low income families.

Performance Objectives	*Target*	*Actual*	*Met?*
▪ Assist community organization with a CPS certification course	1	1	☑
▪ Assist organizations with conducting child seat check-up events or inspection stations	12	8	☐
▪ Assist Organizations with National CPS Week activities in Texas	30	42	☑
▪ Conduct CPS technical update classes to technicians in Texas	2	1	☐
▪ Conduct Safe Riders child passenger safety certification courses	4	4	☑
▪ Conduct training classes for safety seat distribution program partner organizations	8	7	☐
▪ Conduct Safe Riders program website updates	12	21	☑
▪ Conduct Safe Riders safety seat check-up and/or inspection station events	18	13	☐
▪ Conduct educational presentations to the public regarding occupant protection	40	8	☐
▪ Create new safety seat distribution and education programs in areas of high need	10	13	☑
▪ Maintain ongoing safety seat distribution and education programs	50	272	☑
▪ Provide CPS technicians with recertification assistance	200	827	☑
▪ Provide referrals to Safe Riders distribution programs and services via toll-free line	5,000	5,837	☑
▪ Provide educational materials to the public	300,000	11,026	☐

Financial Information:

Fund	*Source*	*# Projects*		*Federal Funding*	*State Funding*	*Program Income*	*Local Match*	*Project Total*
402	OP	1	*Planned:*	$845,448.78			$725,000.00	$1,570,448.78
		1	*Actuals:*	$791,149.60			$735,114.76	$1,526,264.36

Task: ***Public Information Campaigns*** — ***Occupant Protection OP - 05***

Organization Name — *Division* TRF-TS — *Project Number*

TxDOT - Traffic Safety — **TRF-TS TBD**

Title / Desc. ***Teen CIOT and Child Passenger Safety***

A public education and awareness program designed to increase seat belt use among teen drivers and passengers, ages 15-20 and a Public awareness and education campaign to increase the proper selection and use of child safety seats.

Project Notes

Terminated because vendor could not provide required match. See Appendix B.

Financial Information:

Fund	*Source*	*# Projects*		*Federal Funding*	*State Funding*	*Program Income*	*Local Match*	*Project Total*
402	OP	1	*Planned:*	$1,100,000.00			$1,100,000.00	$2,200,000.00
			Actuals:					

Task: ***Training*** ***Occupant Protection OP - 05***

Organization Name *Division* TRF-TS *Project Number*

Texas A&M Transportation Institute **2017-TTI-G-1YG-0084**

Title / Desc. ***Statewide Child Passenger Safety Conference***

This project is to execute a statewide conference for child passenger safety technicians and instructors to raise awareness of CPS issues.

Strategies Addressed

- Increase intervention efforts by healthcare professionals, teachers, and all safety advocates.
- Increase training opportunities and retention of child passenger safety (CPS) technicians and instructors.

Performance Objectives	*Target*	*Actual*	*Met?*
▪ Distribute invitations/announcements marketing the conference	1,800	5,989	☑
▪ Evaluate statewide conference on child passenger safety	1	1	☑
▪ Plan child passenger safety statewide conference	1	1	☑
▪ Provide statewide child passenger safety conference	1	1	☑

Financial Information:

Fund	*Source*	*# Projects*		*Federal Funding*	*State Funding*	*Program Income*	*Local Match*	*Project Total*
402	OP	1	*Planned:*	$118,088.82		$10,000.00	$19,535.46	$147,624.28
		1	*Actuals:*	$109,041.79		$24,009.92	$106,405.24	$239,456.95

FY 2017 Traffic Safety Funds
Program Area Expenditure Summary

Occupant Protection

OP - 05

Task		# Proj	Total	FEDERAL						MATCH			Fed. 402 to Local
				402	405B	405C	405D	405F		STATE	INCOME	LOCAL	
Enforcement	*Planned:*	55	$545,000.00	$45,000.00	$500,000.00								
	Actual:	52	$451,323.86	$31,534.78	$404,583.40							$15,205.68	
Evaluation	*Planned:*	3	$571,375.83		$457,086.11							$114,289.72	
	Actual:	3	$532,693.62		$426,008.27							$106,685.35	
Program Management													
Public Information Campaigns	*Planned:*	11	$10,210,137.03	$3,067,435.49	$2,319,437.70						$10,000.00	$4,813,263.84	$1,121,986.71
	Actual:	10	$10,478,292.93	$1,891,557.76	$2,246,766.95						$10,388.53	$6,329,579.69	**$1,100,408.16**
Training	*Planned:*	1	$147,624.28	$118,088.82							$10,000.00	$19,535.46	$118,088.82
	Actual:	1	$239,456.95	$109,041.79							$24,009.92	$106,405.24	**$109,041.79**
TOTALS:	*Planned:*	70	**$11,474,137.14**	**$3,230,524.31**	**$3,276,523.81**						**$20,000.00**	**$4,947,089.02**	$1,240,075.53
	Actual:	66	**$11,701,767.36**	**$2,032,134.33**	**$3,077,358.62**						**$34,398.45**	**$6,557,875.96**	**$1,209,449.95**

Pedestrian and Bicyclist Safety PS - 06

Goals

- To reduce the number of motor vehicle-related pedestrian and bicyclist fatalities

Strategies

- *Improve "walkability" and "bikeability" of roads and streets.*
- *Improve data collection on pedestrian injuries and fatalities.*
- *Improve identification of problem areas for pedestrians*
- *Increase public information and education efforts on pedestrian and bicyclist safety.*
- *Increase public information and education on motorists' responsibilities pertaining to pedestrian and bicyclist safety.*

Project Descriptions

Task: ***Evaluation*** ***Pedestrian and Bicyclist Safety PS - 06***

Organization Name *Division* TRF-TS *Project Number*

Texas A&M Transportation Institute **2017-TTI-G-1YG-0089**

Title / Desc. ***Developing a Crash Analysis Tool to Address Pedestrian Safety***

This project will compile a pilot database in two cities in Texas that currently have serious pedestrian safety issues.

Strategies Addressed

- Improve identification of problem areas for pedestrians

Performance Objectives	*Target*	*Actual*	*Met?*
▪ Conduct Intersection Data Collections	175	350	☑
▪ Develop Final Database	1	2	☑
▪ Develop Final report	1	1	☑
▪ Identify Intersections that Currently have Serious Pedestrian Safety Issues	2	20	☑

Financial Information:

Fund	*Source*	*# Projects*		*Federal Funding*	*State Funding*	*Program Income*	*Local Match*	*Project Total*
402	PS	1	*Planned:*	$85,868.28			$21,484.89	$107,353.17
		1	*Actuals:*	$83,963.72			$21,065.94	$105,029.66

Task: ***Public Information Campaigns*** ***Pedestrian and Bicyclist Safety PS - 06***

Organization Name *District* SAT *Project Number*

2017-AAMPO-G-1YG-0032

Title / Desc. ***Building Blocks: Toward Vision Zero***

This project builds on successful bicycle- and pedestrian-focused pilot programs in the Alamo Area to strengthen the community's understanding of our shared role in achieving Vision Zero

Project Notes

Proposal Withdrawn. See Appendix B.

Financial Information:

Fund	*Source*	*# Projects*		*Federal Funding*	*State Funding*	*Program Income*	*Local Match*	*Project Total*
402	PS	1	*Planned:*	$65,028.50			$283,047.48	$348,075.98
			Actuals:					

Task: ***Public Information Campaigns*** ***Pedestrian and Bicyclist Safety PS - 06***

Organization Name *District* LBB *Project Number*

City of Lubbock - Parks & Recreation **2017-LubbockP-G-1YG-0157**

Title / Desc. ***Safety City: Providing Education Today for a Safer Tomorrow***

The primary goal of Safety City is to develop and provide comprehensive traffic education programs to the South Plains with the initiative to create a safe environment on and around public roadways.

Strategies Addressed

- Improve anti-DWI public information and education campaigns including appropriate bilingual campaigns.
- Improve education programs on alcohol and driving for youth.
- Increase public education and information, concentrating on youth age 5-13 and 14-20, including parent education on drinking and driving.
- Increase training for anti-DWI advocates.
- Increase EMS involvement in local community safety efforts.
- Concentrate efforts on historically low use populations.
- Increase intervention efforts by healthcare professionals, teachers, and all safety advocates.
- Increase public information and education campaigns.
- Increase public information and education efforts on pedestrian and bicyclist safety.
- Increase public education and information on railroad/highway crossing safety.
- Increase public education and information on roadway safety.
- Provide training on roadway safety issues.
- Conduct and assist local, state and national traffic safety campaigns.
- Conduct public information and education campaigns related to distracted driving.
- Develop and implement public information and education efforts on traffic safety issues.
- Implement and evaluate countermeasures to reduce the incidence of distracted driving.
- Support statewide the Texas Safe Community efforts by providing education, training, and coordination on how to initiate and conduct community based traffic safety programs and how communities can become designated as a Texas Safe community Coalition.
- Support the establishment and growth Safe Communities Coalitions.
- Provide public information and education campaigns to promote safe motor vehicle operations around school buses.
- Increase public information and education concerning speed-related issues.
- Provide community training on speed-related issues.

Performance Objectives	*Target*	*Actual*	*Met?*
▪ Complete Professional training seminars or conferences	3	8	☑
▪ Create alliances with other organizations for a safer community	3	3	☑
▪ Educate elementary through college age students in safe pedestrian behavior	15,000	2,926	☐
▪ Educate the public proper bicycle safety and riding techniques	15,000	2,649	☐
▪ Provide motor vehicle safety education through hands on training through group instruction	15,000	2,377	☐

Financial Information:

Fund	*Source*	*# Projects*		*Federal Funding*	*State Funding*	*Program Income*	*Local Match*	*Project Total*
402	PS	1	*Planned:*	$33,313.01		$8,200.00	$18,121.22	$59,634.23
		1	*Actuals:*	$17,761.47		$5,378.00	$11,809.77	$34,949.24

Task: ***Public Information Campaigns*** — ***Pedestrian and Bicyclist Safety PS - 06***

Organization Name — *District* BRY — *Project Number*

Education Service Center, Region VI — **2017-ESCVI-G-1YG-0064**

Title / Desc. ***Everyone S.H.A.R.E. the Road Program***

This program is designed to increase public information and education efforts pertaining to pedestrian and bicyclist safety by education all roadway users.

Strategies Addressed

- Increase public information and education efforts on pedestrian and bicyclist safety.

Performance Objectives	*Target*	*Actual*	*Met?*
▪ Analyze participant evaluations to determine the overall effectiveness of the S.H.A.R.E. Program	250	627	☑
▪ Conduct Bicycle Rodeo events	2	2	☑
▪ Develop set of content material and activities to use as training aids for training sessions	1	2	☑
▪ Educate participants in the S.H.A.R.E. Program	500	1,204	☑

Financial Information:

Fund	*Source*	*# Projects*		*Federal Funding*	*State Funding*	*Program Income*	*Local Match*	*Project Total*
402	PS	1	*Planned:*	$62,859.44			$19,371.22	$82,230.66
		1	*Actuals:*	$59,317.65			$45,389.51	$104,707.16

Task: ***Public Information Campaigns*** — ***Pedestrian and Bicyclist Safety PS - 06***

Organization Name — *Division* TRF-TS — *Project Number*

Elbowz Racing — **2017-Elbowz-G-1YG-0114**

Title / Desc. ***Elbowz Racing Bicycle Safety Program***

Elbowz Racing will promote bicycle safety to riders and motorists in the state of Texas. The program will concentrate on the use of bicycle safety gear and rules of the road at our events.

Strategies Addressed

- Increase public information and education efforts on pedestrian and bicyclist safety.

Performance Objectives	*Target*	*Actual*	*Met?*
▪ Complete bicycle and pedestrian safety posts on social media with safety hashtag	36	41	☑
▪ Conduct community bicycle safety events	6	7	☑
▪ Conduct visits to local elementary schools & conduct bicycle safety talks	6	7	☑
▪ Conduct earned media exposures using the celebrity status of Ben Spies and the Elbowz Racing team	9	8	☐
▪ Conduct safety events at 10 cycling events within the State of Texas	10	10	☑
▪ Create Elbowz themed bicycle and pedestrian safety stickers	1	1	☑
▪ Create short videos covering bicycle and pedestrian topics for posting on various social media outlets	4	4	☑

Financial Information:

Fund	*Source*	*# Projects*		*Federal Funding*	*State Funding*	*Program Income*	*Local Match*	*Project Total*
402	PS	1	*Planned:*	$123,680.00			$59,766.00	$183,446.00
		1	*Actuals:*	$98,555.19			$77,501.43	$176,056.62

Task: ***Public Information Campaigns*** — ***Pedestrian and Bicyclist Safety PS - 06***

Organization Name — *District* AUS — *Project Number*

Ghisallo Foundation — **2017-Ghisallo-G-1YG-0161**

Title / Desc. ***Cycle Academy: Youth Bicycle Education and Safety Instruction***

A youth bicycle education program utilizing Bike Rodeo and Bike Club based instruction. Key focuses are proper helmet usage, safe riding skills, navigation, and bike maintenance.

Strategies Addressed

- Increase public information and education efforts on pedestrian and bicyclist safety.

Performance Objectives	*Target*	*Actual*	*Met?*
▪ Acquire of helmets and bicycles for the program	100 %	100 %	☑
▪ Educate youth participants on in-depth bicycle safety skills via Bike Clubs	400	4,364	☑
▪ Educate unique youth participants about bike safety through Bike Rodeo based instruction	2,000	2,252	☑
▪ Establish Bike Clubs at schools or organizations	4	34	☑
▪ Establish Bike Rodeo schools or organizations for participation in the program	10	11	☑

Financial Information:

Fund	*Source*	*# Projects*		*Federal Funding*	*State Funding*	*Program Income*	*Local Match*	*Project Total*
402	PS	1	*Planned:*	$114,040.00			$30,637.00	$144,677.00
		1	*Actuals:*	$113,910.42			$61,910.87	$175,821.29

Task: ***Public Information Campaigns*** — ***Pedestrian and Bicyclist Safety PS - 06***

Organization Name — *Division* TRF-TS — *Project Number*

Texas A&M Transportation Institute — **2017-TTI-G-1YG-0097**

Title / Desc. ***Bicycle-Motorist Safety Awareness for College Campuses***

This project would continue and expand an existing campaign to raise awareness on and near college campuses regarding traffic laws and safe interaction between bicycle riders and motorists.

Strategies Addressed

- Increase public information and education efforts on pedestrian and bicyclist safety.
- Develop and implement public information and education efforts on traffic safety issues.

Performance Objectives	*Target*	*Actual*	*Met?*
▪ Develop campaign communications plan	1	1	☑
▪ Distribute public outreach campaign materials to college campuses	5,000	7,007	☑
▪ Evaluate campus bicyclist-motorist safety campaign	1	1	☑
▪ Maintain campaign website, providing updates on safety tips, events, and available PI&E	1	1	☑
▪ Produce bicyclist and motorist safety campaign materials	1	4	☑

Financial Information:

Fund	*Source*	*# Projects*		*Federal Funding*	*State Funding*	*Program Income*	*Local Match*	*Project Total*
402	PS	1	*Planned:*	$81,999.68			$20,516.08	$102,515.76
		1	*Actuals:*	$73,155.14			$18,334.19	$91,489.33

Task: ***Public Information Campaigns*** ***Pedestrian and Bicyclist Safety PS - 06***

Organization Name *Division* TRF-TS *Project Number*

Texas A&M Transportation Institute **2017-TTI-G-1YG-0101**

Title / Desc. ***Pedestrian and Bicyclist Safety Outreach***

A public outreach campaign based on analysis of crash records & observational data which identify the behavioral factors contributing to crashes & their association with pedestrian & bicyclist safety.

Strategies Addressed

- Improve identification of problem areas for pedestrians
- Increase public information and education efforts on pedestrian and bicyclist safety.

Performance Objectives	*Target*	*Actual*	*Met?*
▪ Analyze Crash reports of pedestrian & bicycle fatalities & incapacitating injuries	1,500	2,007	☑
▪ Analyze Observational survey results & crash report data	1,700	3,000	☑
▪ Complete Summary memorandum	1	1	☑
▪ Conduct Observational survey of pedestrian, bicyclist & motorist behavior	1	1	☑
▪ Conduct Seminars	3	3	☑
▪ Develop Outreach campaign	1	1	☑
▪ Distribute Outreach materials/messages	1,000	1,437	☑

Financial Information:

Fund	*Source*	*# Projects*		*Federal Funding*	*State Funding*	*Program Income*	*Local Match*	*Project Total*
402	PS	1	*Planned:*	$77,091.91			$19,288.46	$96,380.37
		1	*Actuals:*	$64,004.30			$31,479.15	$95,483.45

Task: ***Public Information Campaigns*** ***Pedestrian and Bicyclist Safety PS - 06***

Organization Name *District* HOU *Project Number*

Texas Children's Hospital **2017-TCH-G-1YG-0139**

Title / Desc. ***Pedestrian and Bicycle Safety Education and Outreach***

This project will educate communities about safe pedestrian and bicycling behaviors in an effort to reduce the prevalence of facilities and injuries to children in the Houston metropolitan area.

Strategies Addressed

- Improve identification of problem areas for pedestrians
- Increase public information and education efforts on pedestrian and bicyclist safety.

Performance Objectives	*Target*	*Actual*	*Met?*
▪ Conduct Surveys regarding the use of helmets with participants in bicycle safety programs	250	324	☑
▪ Coordinate Bicycle safety events and/or bicycle rodeos	15	41	☑
▪ Coordinate Media exposures about pedestrian and/or bicycle safety	15	44	☑
▪ Coordinate Educational classes and/or presentations on pedestrian and/or bicycle safety	50	95	☑
▪ Distribute Helmets to children with bicycles, that are in need of safe helmets	1,000	2,096	☑
▪ Distribute Educational materials on pedestrian and/or bicycle safety in the community	50,000	72,015	☑
▪ Educate Children about safe pedestrian and/or bicyclist skills and behaviors	6,000	23,955	☑

Financial Information:

Fund	*Source*	*# Projects*		*Federal Funding*	*State Funding*	*Program Income*	*Local Match*	*Project Total*
402	PS	1	*Planned:*	$85,212.33			$54,543.95	$139,756.28
		1	*Actuals:*	$81,484.68			$70,585.53	$152,070.21

FY 2017 Traffic Safety Funds
Program Area Expenditure Summary

Pedestrian and Bicyclist Safety

PS - 06

Task		# Proj	Total	FEDERAL						MATCH			Fed. 402 to Local
				402	405B	405C	405D	405F		STATE	INCOME	LOCAL	
Enforcement													
Evaluation	*Planned:*	1	$107,353.17	$85,868.28								$21,484.89	
	Actual:	1	$105,029.66	$83,963.72								$21,065.94	
Program Management													
Public Information Campaigns	*Planned:*	8	$1,156,716.28	$643,224.87							$8,200.00	$505,291.41	$356,245.34
	Actual:	7	$830,577.30	$508,188.85							$5,378.00	$317,010.45	**$311,711.76**
Training													
TOTALS:	*Planned:*	9	**$1,264,069.45**	**$729,093.15**							**$8,200.00**	**$526,776.30**	$356,245.34
	Actual:	8	**$935,606.96**	**$592,152.57**							**$5,378.00**	**$338,076.39**	**$311,711.76**

Police Traffic Services PT - 07

Goals

- To increase effective enforcement and adjudication of traffic safety-related laws to reduce fatal and serious injury crashes
- To reduce commercial motor vehicle crashes, injuries and fatalities involving vehicles with a vehicle body type of “Semi-Trailer” or “Truck-Tractor”.

Strategies

- *Increase and sustain enforcement of traffic safety-related laws.*
- *Increase and sustain high visibility enforcement of Intersection Traffic Control (ITC) laws.*
- *Increase enforcement of commercial motor vehicle speed limits.*
- *Increase public education and information campaigns regarding enforcement activities.*
- *Increase public information and education on intersection related traffic issues.*
- *Increase public information and education on sharing the road with commercial motor vehicles (CMV)*
- *Provide technical and managerial support to local law enforcement agencies and highway safety professionals.*

Project Descriptions

Task: ***Enforcement*** | ***Police Traffic Services PT - 07***

Organization Name | *Division* TRF-TS | *Project Number*

TxDOT - Traffic Safety | **STEP CMV**

Title / Desc. ***STEP CMV***

Provide enhanced enforcement covering multiple offenses, focusing on the following: Speed, Occupant Protection (OP), and Hazardous Moving Violations (HMV) related to commercial motor vehicles.

Performance Measures

Child Safety Seat citations	5
CMV HMV Citations	4,036
CMV Safety Belt Citations	2,861
CMV Speed citations	4,586
Community events	34
DUI Minor arrests/citations	0
DWI arrests	48
ITC citations	926
Media exposures	54
Other arrests	207
Other citations	4,147
Presentations conducted	49
Public information and education materials distributed	13,758
Public information and education materials produced	0
Safety Belt citations	229
Speed citations	752
Speed related crashes	3,403
STEP Enforcement Hours	7,024

Participating Organizations	*Project #*
City of Eagle Lake Police Department	2017-EagleLkP-S-1YG-0059
City of Harlingen Police Department	2017-Harlinge-S-1YG-0091
City of Houston - Police Department	2017-HoustonP-S-1YG-0040
City of Laredo Police Department	2017-LaredoPD-S-1YG-0042
Tom Green County	2017-Tomgreen-S-1YG-0073

Financial Information:

Fund	*Source*	*# Projects*		*Federal Funding*	*State Funding*	*Program Income*	*Local Match*	*Project Total*
402	PT	5	*Planned:*	$415,207.84			$416,957.41	$832,165.25
		5	*Actuals:*	$369,743.00			$613,807.43	$983,550.43

Task: ***Enforcement*** ***Police Traffic Services PT - 07***

Organization Name *Division* TRF-TS *Project Number*

TxDOT - Traffic Safety **STEP Comprehensive**

Title / Desc. ***STEP Comprehensive***

Provide enhanced sustained enforcement covering multiple offenses, focusing on two or more of the following: Speed, DWI, Intersection Traffic Control (ITC), Occupant Protection (OP) or Distracted Driving (DD) violations. All STEP Comprehensive agencies that have an occupant protection and/or DWI component will participate in the national enforcement mobilizations.

Performance Measures

Alcohol related crashes	12,799
Child Safety Seat citations	7,453
CMV Speed citations	384
Community events	475
DD arrests/citations	20,838
DUI Minor arrests/citations	35
DWI arrests	3,758
HMV citations	5,849
ITC citations	48,441
ITC related crashes	81,595
Media exposures	962
Other arrests	5,675
Other citations	76,073
Presentations conducted	1,345
Public information and education materials distributed	174,785
Public information and education materials produced	10,351
Safety Belt citations	39,223
Speed citations	261,112
Speed related crashes	76,092
STEP Enforcement Hours	162,638

Participating Organizations	*Project #*
City of Allen Police Department	2017-AllenPD-S-1YG-0045
City of Amarillo - Police Department	2017-Amarillo-S-1YG-0019
City of Arlington - Police Department	2017-Arlingto-S-1YG-0036
City of Austin Police Department	2017-AustinPD-S-1YG-0087
City of Beaumont Police Department	2017-Beaumont-S-1YG-0078
Bexar County Sheriff's Office	2017-BexarCoS-S-1YG-0058
City of Brownsville Police Department	2017-BrownsPD-S-1YG-0028
City of Corpus Christi Police Department	2017-CorpusPD-S-1YG-0054
City of Dallas Police Department	2017-Dallas-S-1YG-0068
City of Denton Police Department	2017-DentonPD-S-1YG-0044
City of Edinburg Police Department	2017-EdinbuPD-S-1YG-0062
El Paso County Sheriff's Office	2017-ElPasoCO-S-1YG-0035
City of El Paso - Police Department	2017-ElPasoPD-S-1YG-0004
City of Euless Police Department	2017-Euless-S-1YG-0047
City of Fort Worth Police Department	2017-Fortwort-S-1YG-0079
City of Frisco Police Department	2017-FriscoPD-S-1YG-0081
City of Galveston - Police Department	2017-Galvesto-S-1YG-0060
City of Garland - Police Department	2017-GarlandP-S-1YG-0009
City of Grand Prairie Police Department	2017-GrandPra-S-1YG-0005
City of Haltom City Police Department	2017-HaltomPD-S-1YG-0084
City of Harlingen Police Department	2017-Harlinge-S-1YG-0070

Harris County Constable Precinct 4	2017-Harris4-S-1YG-0033
Harris County Sheriff's Office	2017-HarrisCo-S-1YG-0007
Harris County Constable Precinct 1	2017-HarrisP1-S-1YG-0008
Harris County Constable Precinct 7	2017-HarrisP7-S-1YG-0077
City of Houston - Police Department	2017-HoustonP-S-1YG-0039
City of Irving Police Department	2017-Irving-S-1YG-0014
City of Jacksonville Police Department	2017-Jacksonv-S-1YG-0083
Jefferson County Sheriff's Office	2017-Jefferso-S-1YG-0057
City of Keller Police Department	2017-KellerPD-S-1YG-0075
City of Killeen Police Department	2017-KilleenP-S-1YG-0018
City of La Porte Police Department	2017-LaPorte-S-1YG-0037
City of Laredo Police Department	2017-LaredoPD-S-1YG-0038
City of Longview Police Department	2017-LongviPD-S-1YG-0031
City of Lubbock Police Department	2017-Lubbock -S-1YG-0046
City of McAllen Police Department	2017-McAllenP-S-1YG-0027
City of McKinney - Police Department	2017-McKinney-S-1YG-0043
City of Midland Police Department	2017-Midland-S-1YG-0013
City of Mission Police Department	2017-Mission-S-1YG-0022
City of Mount Pleasant - Police Department	2017-MtPleasa-S-1YG-0034
City of New Braunfels Police Department	2017-NewBrau-S-1YG-0094
City of North Richland Hills - Police Department	2017-NRichlan-S-1YG-0098
City of Odessa Police Department	2017-Odessa-S-1YG-0090
City of Pasadena Police Department	2017-PasadePD-S-1YG-0066
City of Plano Police Department	2017-PlanoPD-S-1YG-0020
Polk County Sheriff's Office	2017-PolkCo-S-1YG-0080
City of Port Aransas Police Department	2017-PortArPD-S-1YG-0076
City of San Antonio Police Department	2017-SanAntPD-S-1YG-0025
City of Southlake Police Department	2017-Southlak-S-1YG-0086
Texas Department of Public Safety	2017-TDPS-S-1YG-0064
Tom Green County	2017-Tomgreen-S-1YG-0056
City of Tyler Police Department	2017-Tyler PD-S-1YG-0053
City of Waco Police Department	2017-WacoPD-S-1YG-0050
City of Wichita Falls Police Department	2017-WichitaP-S-1YG-0023

Financial Information:

Fund	*Source*	*# Projects*		*Federal Funding*	*State Funding*	*Program Income*	*Local Match*	*Project Total*
402	PT	56	*Planned:*	$9,590,450.47			$5,411,890.57	$15,002,341.04
		54	*Actuals:*	$7,622,909.81	$692,222.77		$5,203,264.11	$13,518,396.69

Task: ***Enforcement*** ***Police Traffic Services PT - 07***

Organization Name *Division* TRF-TS *Project Number*

TxDOT - Traffic Safety **STEP ITC**

Title / Desc. ***STEP ITC***

Provide enhanced sustained enforcement covering multiple offenses, focusing on Intersection Traffic Control (ITC)

Performance Measures

Child Safety Seat citations	3
CMV Speed citations	0
Community events	6
DUI Minor arrests/citations	0
DWI arrests	2
HMV citations	0
ITC citations	1,288
ITC related crashes	410
Media exposures	0
Other arrests	32
Other citations	489
Presentations conducted	10
Public information and education materials distributed	319
Public information and education materials produced	0
Safety Belt citations	47
Speed citations	0
STEP Enforcement Hours	962

Participating Organizations	*Project #*
City of Missouri - City Police Department	2017-Missouri-S-1YG-0061

Financial Information:

Fund	*Source*	*# Projects*		*Federal Funding*	*State Funding*	*Program Income*	*Local Match*	*Project Total*
402	PT	1	*Planned:*	$51,639.00			$16,053.36	$67,692.36
		1	*Actuals:*	$40,749.80			$20,896.33	$61,646.13

Task: ***Enforcement*** ***Police Traffic Services PT - 07***

Organization Name *Division* TRF-TS *Project Number*

TxDOT - Traffic Safety **STEP Wave Comprehensive**

Title / Desc. ***STEP Wave Comprehensive***

Participate in special enforcement efforts centered on the holiday periods through STEP Waves.

Performance Measures

Child Safety Seat citations	0
CMV Speed citations	0
Community events	13
DD arrests/citations	68
DUI Minor arrests/citations	1
DWI arrests	26
HMV citations	0
ITC citations	37
Media exposures	33
Other arrests	13
Other citations	262
Presentations conducted	19
Public information and education materials distributed	6,031
Public information and education materials produced	100
Safety Belt citations	65
Speed citations	1,053
STEP Enforcement Hours	821

Participating Organizations	*Project #*
City of Benbrook Police Department	2017-Benbrook-S-1YG-0021
City of San Juan Police Department	2017-SanJuanP-S-1YG-0049
City of Weatherford Police Department	2017-Weatherf-S-1YG-0065

Financial Information:

Fund	*Source*	*# Projects*		*Federal Funding*	*State Funding*	*Program Income*	*Local Match*	*Project Total*
402	PT	3	*Planned:*	$33,600.50			$9,555.48	$43,155.98
		3	*Actuals:*	$32,015.90			$11,809.41	$43,825.31

Task: ***Training*** | ***Police Traffic Services PT - 07***

Organization Name | *Division* TRF-TS | *Project Number*

Texas Municipal Police Association | **2017-TMPA-G-1YG-0006**

Title / Desc. ***Statewide Law Enforcement Liaison Support and Distracted Driver Education For Law Enforcement.***

Provide full support to TxDOT Traffic Safety Specialists on STEP's, CIOT, IDM incentives and traffic safety events. Instruct course curriculum on distracted driving to law enforcement.

Strategies Addressed

- Concentrate efforts on historically low use populations.
- Increase intervention efforts by healthcare professionals, teachers, and all safety advocates.
- Increase occupant protection education, training, and awareness of safety belt issues for law enforcement, judges and prosecutors.
- Increase public information and education campaigns.
- Increase public education and information campaigns regarding enforcement activities.
- Increase public information and education on intersection related traffic issues.
- Increase public information and education on sharing the road with commercial motor vehicles (CMV)
- Provide technical and managerial support to local law enforcement agencies and highway safety professionals.
- Conduct and assist local, state and national traffic safety campaigns.
- Conduct public information and education campaigns related to distracted driving.
- Develop and implement public information and education efforts on traffic safety issues.
- Implement and evaluate countermeasures to reduce the incidence of distracted driving.
- Improve the recording of distracted driving as a contributing factor on crash reports.
- Provide assistance to update the drivers' education curriculum and administrative standards.

Performance Objectives	*Target*	*Actual*	*Met?*
▪ Assist Child passenger safety checkup inspection events	20	44	☑
▪ Attend Microsoft Excel class	1	1	☑
▪ Attend Law enforcement conferences	6	6	☑
▪ Attend Traffic Safety Specialist events, partner organization and judicial conferences	15	29	☑
▪ Conduct Meetings with TxDOT PTS Program Manager or LEL staff	8	11	☑
▪ Distribute Traffic safety news articles for the Buckle Up Texas and social media web pages	120	176	☑
▪ Educate Adults on the dangers of distracted driving	500	4,848	☑
▪ Educate Law enforcement officers on the dangers of distracted driving	1,500	1,599	☑
▪ Maintain Child passenger safety (CPS) technician and instructor certifications for LELs	100 %	100 %	☑
▪ Support Funded and non-funded law enforcement agencies	1,000	2,723	☑
▪ Teach Child passenger safety technician classes	3	9	☑
▪ Update Course curriculum for STEP Project Directors on how to manage a STEP grant	1	1	☑

Financial Information:

Fund	*Source*	*# Projects*		*Federal Funding*	*State Funding*	*Program Income*	*Local Match*	*Project Total*
402	PT	1	*Planned:*	$960,482.40			$251,000.00	$1,211,482.40
		1	*Actuals:*	$824,877.49			$251,208.35	$1,076,085.84

FY 2017 Traffic Safety Funds
Program Area Expenditure Summary

Police Traffic Services

PT - 07

Task		# Proj	Total	FEDERAL						MATCH			Fed. 402 to Local
				402	405B	405C	405D	405F		STATE	INCOME	LOCAL	
Enforcement	*Planned:*	65	$15,945,354.63	$10,090,897.81								$5,854,456.83	$10,090,897.81
	Actual:	63	$14,607,418.56	$8,065,418.51						$692,222.77		$5,849,777.28	**$8,065,418.51**
Evaluation													
Program Management													
Public Information Campaigns													
Training	*Planned:*	1	$1,211,482.40	$960,482.40								$251,000.00	
	Actual:	1	$1,076,085.84	$824,877.49								$251,208.35	
TOTALS:	*Planned:*	66	**$17,156,837.03**	**$11,051,380.21**								**$6,105,456.83**	$10,090,897.81
	Actual:	64	**$15,683,504.40**	**$8,890,296.00**						**$692,222.77**		**$6,100,985.63**	**$8,065,418.51**

Speed Control SC - 08

Goals

- To reduce the number of speed-related fatal and serious injury crashes
- To reduce the number of speed-related fatal and serious injury crashes

Strategies

- *Increase and sustain high visibility enforcement of speed-related laws.*
- *Increase public information and education concerning speed-related issues.*
- *Provide community training on speed-related issues.*

Project Descriptions

Task: ***Enforcement*** ***Speed Control SC - 08***

Organization Name *Division* TRF-TS *Project Number*

TxDOT - Traffic Safety **STEP SPEED**

Title / Desc. ***STEP SPEED***

Provide sustained speed enforcement to increase driver compliance with posted speed limits and to reduce the number of speed-related crashes. In addition, the Police Traffic Services (PTS) program area will conduct STEP-Comprehensive and STEP-Wave grants that involve increased speed enforcement.

Performance Measures

Child Safety Seat citations	28
CMV Speed citations	1
Community events	59
DUI Minor arrests/citations	2
DWI arrests	262
HMV citations	114
ITC citations	29
Media exposures	43
Other arrests	164
Other citations	3,701
Presentations conducted	74
Public information and education materials distributed	15,263
Public information and education materials produced	0
Safety Belt citations	7
Speed citations	20,474
Speed related crashes	2,607
STEP Enforcement Hours	6,543

Participating Organizations	*Project #*
City of Brenham Police Department	2017-Brenham-S-1YG-0092
City of Deer Park Police Department	2017-DeerPark-S-1YG-0041
City of Lewisville Police Department	2017-LewisvPD-S-1YG-0100
City of Mesquite Police Department	2017-Mesquite-S-1YG-0082
Montgomery County Sheriff's Office	2017-MontgoSO-S-1YG-0003
City of Sugar Land Police Department	2017-Sugarlan-S-1YG-0030
City of Texas City Police Department	2017-TexasCit-S-1YG-0016

Financial Information:

Fund	*Source*	*# Projects*		*Federal Funding*	*State Funding*	*Program Income*	*Local Match*	*Project Total*
402	SC	8	*Planned:*	$355,947.93			$187,586.31	$543,534.24
		7	*Actuals:*	$308,477.16			$184,251.50	$492,728.66

Task: ***Enforcement*** ***Speed Control SC - 08***

Organization Name *Division* TRF-TS *Project Number*

TxDOT - Traffic Safety **STEP WAVE SPEED**

Title / Desc. ***STEP WAVE SPEED***

Provide sustained speed enforcement to increase driver compliance with posted speed limits and to reduce the number of speed-related crashes. In addition, the Police Traffic Services (PTS) program area will conduct STEP-Comprehensive and STEP-Wave grants that involve increased speed enforcement

Project Notes

Not implemented. See Appendix B.

Financial Information:

Fund	Source	# Projects		Federal Funding	State Funding	Program Income	Local Match	Project Total
402	SC	1	Planned:	$20,737.80			$9,396.42	$30,134.22
			Actuals:					

FY 2017 Traffic Safety Funds
Program Area Expenditure Summary

Speed Control

SC - 08

Task		# Proj	Total	FEDERAL						MATCH			Fed. 402 to Local
				402	405B	405C	405D	405F		STATE	INCOME	LOCAL	
Enforcement	*Planned:*	9	$573,668.46	$376,685.73								$196,982.73	$376,685.73
	Actual:	7	$492,728.66	$308,477.16								$184,251.50	**$308,477.16**
Evaluation													
Program Management													
Public Information Campaigns													
Training													
TOTALS:	*Planned:*	9	**$573,668.46**	**$376,685.73**								**$196,982.73**	$376,685.73
	Actual:	7	**$492,728.66**	**$308,477.16**								**$184,251.50**	**$308,477.16**

Traffic Records TR - 09

Goals

- To improve the timeliness of, quality of, availability of, and linkages of traffic records data bases

Strategies

- *Improve the intake, tracking, analysis and reporting of crash data.*
- *Improve the integration of traffic records between state agencies and local entities.*

Project Descriptions

Task: ***Evaluation*** ***Traffic Records TR - 09***

Organization Name *Division* TRF-TS *Project Number*

Texas A&M Transportation Institute **2017-TTI-G-1YG-0094**

Title / Desc. ***Texas Law Enforcement DDACTS, Crash Analysis, and PI&E Technical Assistance***

Provide 3 law enforcement agencies customized DDACTS Technical Assistance including: Independent review of the Agency-Community Action Plan, in-depth crash analysis, & development of PI&E materials.

Strategies Addressed

- Improve the intake, tracking, analysis and reporting of crash data.

Performance Objectives	*Target*	*Actual*	*Met?*
▪ Conduct individualized DDACTS technical assistances	3	3	☑
▪ Conduct in-person individual meetings to discuss findings & distribute DDACTS technical assistance memos	6	6	☑
▪ Conduct in-person individual meetings with identified law enforcement agencies and respective TxDOT District	6	6	☑
▪ Develop technical memorandum detailing DDACTS technical assistance results to be delivered to TxDOT	1	1	☑
▪ Identify law enforcement agencies in Texas to provide DDACTS technical assistance	3	3	☑

Financial Information:

Fund	*Source*	*# Projects*		*Federal Funding*	*State Funding*	*Program Income*	*Local Match*	*Project Total*
402	TR	1	*Planned:*	$135,485.27			$33,888.77	$169,374.04
		1	*Actuals:*	$129,843.85			$32,647.69	$162,491.54

Task: ***Evaluation*** — ***Traffic Records TR - 09***

Organization Name — *Division* TRF-TS — *Project Number*

Texas A&M Transportation Institute — **2017-TTI-G-1YG-0095**

Title / Desc. ***TTI Interactive Mapping DDACTS Tool and Training to the Texas Department of Public Safety***

TTI will assist DPS with developing interactive mapping technologies using DDACTS principles and continue training DPS personnel on using MicroStrategy to analyze crash data.

Strategies Addressed

- Improve the intake, tracking, analysis and reporting of crash data.

Performance Objectives	*Target*	*Actual*	*Met?*
▪ Conduct statistical analysis of the data	1	1	☑
▪ Conduct training workshops at a minimum with DPS HSOC personnel concerning MicroStrategy and crash analysis	4	4	☑
▪ Develop interactive mapping tool	1	1	☑
▪ Identify crash emphasis area to be studied for interactive mapping tool	1	3	☑
▪ Obtain sets, at a minimum, of data to include in interactive mapping tool and prepare for analysis	3	2	☐

Financial Information:

Fund	*Source*	*# Projects*		*Federal Funding*	*State Funding*	*Program Income*	*Local Match*	*Project Total*
402	TR	1	*Planned:*	$117,876.08			$29,485.14	$147,361.22
		1	*Actuals:*	$91,494.68			$22,951.29	$114,445.97

Task: ***Evaluation*** — ***Traffic Records TR - 09***

Organization Name — *Division* TRF-TS — *Project Number*

Texas A&M Transportation Institute — **2017-TTI-G-1YG-0096**

Title / Desc. ***Core Traffic Records Database Integration Feasibility Study***

Conduct a feasibility study assessing integrating the six core traffic records databases (crash, vehicle, driver, roadway, citation and adjudication, and injury surveillance) in Texas.

Strategies Addressed

- Improve the integration of traffic records between state agencies and local entities.

Performance Objectives	*Target*	*Actual*	*Met?*
▪ Complete Institutional Review Board (IRB) in order to obtain approval for project data collection	1	1	☑
▪ Conduct cost benefit analysis of an integrated traffic records database	1	1	☑
▪ Conduct lit review to obtain information related to the viability of an integrated traffic records database	1	1	☑
▪ Develop final report detailing the feasibility study related to the implementation of a database	1	1	☑
▪ Develop strategic assessment of an integrated traffic records database	1	1	☑
▪ Survey representatives from the six core state traffic records data systems	6	7	☑
▪ Survey representatives via teleconference from other states about their traffic records integration	10	15	☑

Financial Information:

Fund	*Source*	*# Projects*		*Federal Funding*	*State Funding*	*Program Income*	*Local Match*	*Project Total*
402	TR	1	*Planned:*	$137,923.41			$34,508.63	$172,432.04
		1	*Actuals:*	$113,806.78			$28,495.75	$142,302.53

Task: ***Evaluation*** ***Traffic Records TR - 09***

Organization Name *Division* TRF-TS *Project Number*

Texas A&M Transportation Institute **2017-TTI-G-1YG-0107**

Title / Desc. ***DWI Data Tracking System Feasibility: Integrating Impaired Driving Data among Shared Stakeholders***

TTI will investigate the feasibility of integrating existing statewide databases related to crashes/arrest/adjudication for implementing a new comprehensive DWI tracking system.

Strategies Addressed

- Improve the integration of traffic records between state agencies and local entities.

Performance Objectives	*Target*	*Actual*	*Met?*
▪ Complete Institutional Review Board (IRB) in order to obtain approval for project data collection	1	1	☑
▪ Conduct literature review to identify data & information for statewide DWI data tracking system	1	1	☑
▪ Conduct Texas DWI Database Expert Panel Working groups	6	6	☑
▪ Create Data Collection Plan	1	1	☑
▪ Create set of data elements and functional requirement sources necessary to create performance measures	1	1	☑
▪ Create set of performance measures to assess the progress of Impaired Driving Countermeasures	1	1	☑
▪ Create Texas DWI Database final report based on the results of the data collection and analysis	1	1	☑

Financial Information:

Fund	*Source*	*# Projects*		*Federal Funding*	*State Funding*	*Program Income*	*Local Match*	*Project Total*
402	TR	1	*Planned:*	$181,378.61			$45,363.56	$226,742.17
		1	*Actuals:*	$150,182.49			$38,007.88	$188,190.37

Task: ***Evaluation*** ***Traffic Records TR - 09***

Organization Name *Division* TRF-TS *Project Number*

Texas Department of Public Safety **2017-TDPS-G-1YG-0021**

Title / Desc. ***State Traffic Records Systems Citation Database***

HSOC will continue to identify trends and develop statistical findings related to crimes, crashes, and traffic enforcement through continued funding of employee salaries for data analysis.

Strategies Addressed

- Improve the integration of traffic records between state agencies and local entities.

Financial Information:

Fund	*Source*	*# Projects*		*Federal Funding*	*State Funding*	*Program Income*	*Local Match*	*Project Total*
405C	M3DA	1	*Planned:*	$1,034,021.15			$258,505.29	$1,292,526.44
		1	*Actuals:*	$712,004.26			$216,983.12	$928,987.38

Task: ***Evaluation*** | ***Traffic Records TR - 09***

Organization Name | *Division* TRF-TS | *Project Number*

Texas Department of State Health Services - ISG | **2017-TDSHS-IS-G-1YG-0137**

Title / Desc. ***Linking Data For Health Information Quality (LDHIQ)***

The LDHIQ project increases health information interoperability, improves data quality, and enhances the ability to identify patient injuries and their health outcomes due to motor vehicle crashes.

Strategies Addressed

- Improve the integration of traffic records between state agencies and local entities.

Performance Objectives	*Target*	*Actual*	*Met?*
▪ Analyze linked health data sets and validate data quality to improve integration of Registries data (Obj 4)	2	2	☑
▪ Develop reports on Registries data linked with motor vehicle crash data, and hospital discharge data (Obj 6)	6	6	☑
▪ Establish baseline quality control measurements for Registries and linked MVC data (Objective 1)	6	6	☑
▪ Implement national EMS compass performance measure (Objective 5)	1	1	☑
▪ Obtain forms of national validation; 1 for NEMSIS and 1 for NTDB (Objective 2)	2	4	☑
▪ Produce injury prevention reports using data from the Registries linked dataset. (Objective 3)	4	4	☑
▪ Provide trainings for data managers, (1 hospital & 1 EMS) to improve data management. (Objective 7)	2	4	☑

Financial Information:

Fund	*Source*	*# Projects*		*Federal Funding*	*State Funding*	*Program Income*	*Local Match*	*Project Total*
405C	M3DA	1	*Planned:*	$1,591,129.97			$404,040.81	$1,995,170.78
		1	*Actuals:*	$1,364,474.82			$399,934.94	$1,764,409.76

Task: ***Evaluation*** | ***Traffic Records TR - 09***

Organization Name | *Division* TRF-TS | *Project Number*

Texas Municipal Police Association | **2017-TMPA-G-1YG-0026**

Title / Desc. ***Comprehensive Law Enforcement Advanced DUI/DWI Reporting System (LEADRS) Impaired Driving***

Increase impaired driving reporting (LEADRS cases), enhance DWI training, Blood Alcohol Concentration (BAC) support, and continued development of a statewide tracking system utilizing LEADRS.

Strategies Addressed

- Improve adjudication and processing of DWI cases through improved training for judges, administrative license revocation judges, prosecutors, and probation officers.
- Improve and increase training for law enforcement officers.
- Improve anti-DWI public information and education campaigns including appropriate bilingual campaigns.
- Improve DWI processing procedures.
- Increase and sustain high visibility enforcement of DWI laws.
- Increase enforcement of driving under the influence by minors laws.
- Increase intervention efforts.
- Increase the number of law enforcement task forces and coordinated enforcement campaigns.
- Increase the use of warrants for mandatory blood draws.

Performance Objectives	*Target*	*Actual*	*Met?*
▪ Attend Criminal justice conferences, trainings and/or seminars as a vendor and market LEADRS	4	8	☑
▪ Collect Alcohol related articles for the LEADRS Facebook page	120	219	☑
▪ Collect DWI/DUI/Blood Search Warrant cases entered in LEADRS	7,200	7,353	☑
▪ Complete LEADRS web application enhancements	6	44	☑
▪ Conduct LEADRS user satisfaction evaluation to measure effectiveness of the program	1	3	☑
▪ Conduct Meetings with TxDOT Program Mangers or LEADRS staff	12	16	☑
▪ Coordinate LEADRS advisory panel meetings	2	3	☑
▪ Create News and information articles on LEADRS	4	5	☑
▪ Develop marketing-related points of contact that increase LEADRS usage statewide	500	3,637	☑
▪ Distribute Public information and education (PI & E) program material	3,000	5,956	☑
▪ Maintain LEADRS website and server hosting	1	2	☑
▪ Provide Technical support and maintenance for LEADRS users	100 %	100 %	☑
▪ Send last drink reports to the Texas Alcoholic Beverage Commission	52	52	☑
▪ Train criminal justice personnel on the use of LEADRS	500	776	☑

Financial Information:

Fund	*Source*	*# Projects*		*Federal Funding*	*State Funding*	*Program Income*	*Local Match*	*Project Total*
405C	M3DA	1	*Planned:*	$582,358.43			$146,829.22	$729,187.65
		1	*Actuals:*	$515,486.56			$154,087.00	$669,573.56

Task: ***Evaluation*** — ***Traffic Records TR - 09***

Organization Name — *Division* TRF-TS — *Project Number*

Texas Office of Court Administration — **2017-TxOCA-G-1YG-0158**

Title / Desc. ***Statewide eCitation System - Phase 1 - RFO Development and Publication***

This system will help streamline the citation process, using standardized citation data and codes, resulting in more accurate and timely transmission of citations from law enforcement to the courts.

Strategies Addressed

- Improve the intake, tracking, analysis and reporting of crash data.
- Improve the integration of traffic records between state agencies and local entities.

Performance Objectives	*Target*	*Actual*	*Met?*
▪ Develop request for offer for the statewide eCitation system	1	1	☑
▪ Identify system development, implementation and training costs	1	1	☑
▪ Maintain relationships with law enforcement, municipal and justice courts, TxDOT, DPS and OCA	30	113	☑
▪ Plan system architecture and implementation strategy	1	1	☑
▪ Provide update to the Texas Traffic Safety Information System Strategic Plan	1	1	☑

Financial Information:

Fund	*Source*	*# Projects*		*Federal Funding*	*State Funding*	*Program Income*	*Local Match*	*Project Total*
402	TR	1	*Planned:*	$215,530.00			$42,646.41	$258,176.41
		1	*Actuals:*	$169,545.75			$33,618.34	$203,164.09

Task: ***Program Management*** — ***Traffic Records TR - 09***

Organization Name — *Division* TRF-TS — *Project Number*

CRIS — **TRF-TS Crash Records/Data Analysis Operations and CRIS**

Title / Desc. ***TRF-TS Crash Records/Data Analysis Operations and CRIS***

Support and enhance the statewide data system CRIS (Crash Record Information System) which provides timely and effective data analysis to support allocation of highway safety resources.

Participating Organizations	*Project #*
CRIS	2017-CRIS-G-1YG-0182
CRIS	2017-CRIS-G-1YG-0183
CRIS	2017-CRIS-G-1YG-0184
CRIS	2017-CRIS-G-1YG-0185
CRIS	2017-CRIS-G-1YG-0186
CRIS	2017-CRIS-G-1YG-0187
CRIS	2017-CRIS-G-1YG-0188
CRIS	2017-CRIS-G-1YG-0189
CRIS	2017-CRIS-G-1YG-0190
CRIS	2017-CRIS-G-1YG-0191
CRIS	2017-CRIS-G-1YG-0192
CRIS	2017-CRIS-G-1YG-0193
CRIS	2017-CRIS-G-1YG-0194
CRIS	2017-CRIS-G-1YG-0195

Financial Information:

Fund	*Source*	*# Projects*		*Federal Funding*	*State Funding*	*Program Income*	*Local Match*	*Project Total*
405C	M3DA	9	*Planned:*	$3,610,000.00	$2,819,084.00			$6,429,084.00
		8	*Actuals:*	$1,290,076.25	$3,620,155.69			$4,910,231.94

Task: ***Program Management*** ***Traffic Records TR - 09***

Organization Name *Division* TRF-TS *Project Number*

TxDOT - Traffic Safety **TRF-TS TBD**

Title / Desc. ***Traffic Records Assessment***

The State of Texas will conduct a Traffic Records Assessment in FY 2017 in accordance with requirements of the Fixing America's Surface Transportation (FAST) Act.

Project Notes

Planning began in FY2017; project will be implemented in FY2018. Please see Appendix B.

Financial Information:

Fund	Source	# Projects		Federal Funding	State Funding	Program Income	Local Match	Project Total
405B	M1*RH	1	Planned:	$50,000.00				$50,000.00
			Actuals:					

Task: ***Training*** ***Traffic Records TR - 09***

Organization Name *Division* TRF-TS *Project Number*

International Association of Directors of Law Enforcement Standards and Training **2017-IADLEST-G-1YG-0142**

Title / Desc. ***Reduce Crashes and Crime in Texas by Expanding the DDACTS Model and Technical/Analytical Support.***

The proposed program is designed to move TxDOT's goal of state- wide implementation of this nationally recognized policing model forward by removing many of the obstacles preventing implementation.

Strategies Addressed

- Improve the intake, tracking, analysis and reporting of crash data.

Financial Information:

Fund	Source	# Projects		Federal Funding	State Funding	Program Income	Local Match	Project Total
402	TR	1	Planned:	$194,257.97			$56,941.12	$251,199.09
		1	Actuals:	$193,368.74			$57,100.47	$250,469.21

FY 2017 Traffic Safety Funds
Program Area Expenditure Summary

Traffic Records

TR - 09

Task		# Proj	Total	FEDERAL						MATCH			Fed. 402 to Local
				402	405B	405C	405D	405F		STATE	INCOME	LOCAL	
Enforcement													
Evaluation	*Planned:*	8	$4,990,970.75	$788,193.37		$3,207,509.55						$995,267.83	
	Actual:	8	$4,173,565.20	$654,873.55		$2,591,965.64						$926,726.01	
Program Management	*Planned:*	10	$6,479,084.00		$50,000.00	$3,610,000.00				$2,819,084.00			
	Actual:	8	$4,910,231.94			$1,290,076.25				$3,620,155.69			
Public Information Campaigns													
Training	*Planned:*	1	$251,199.09	$194,257.97								$56,941.12	$194,257.97
	Actual:	1	$250,469.21	$193,368.74								$57,100.47	**$193,368.74**
TOTALS:	*Planned:*	19	**$11,721,253.84**	**$982,451.34**	**$50,000.00**	**$6,817,509.55**				**$2,819,084.00**		**$1,052,208.95**	$194,257.97
	Actual:	17	**$9,334,266.35**	**$848,242.29**		**$3,882,041.89**				**$3,620,155.69**		**$983,826.48**	**$193,368.74**

Driver Education and Behavior DE - 10

Goals

- To increase public knowledge, perception and understanding of driver education and traffic safety for all road users
- To reduce the number of crashes and injuries related to distracted driving.

Strategies

- *Conduct and assist local, state and national traffic safety campaigns.*
- *Conduct public information and education campaigns related to distracted driving.*
- *Develop and implement public information and education efforts on traffic safety issues.*
- *Implement and evaluate countermeasures to reduce the incidence of distracted driving.*
- *Improve the recording of distracted driving as a contributing factor on crash reports.*
- *Provide assistance to update the drivers' education curriculum and administrative standards.*

Project Descriptions

Task: ***Evaluation*** — ***Driver Education and Behavior DE - 10***

Organization Name — *Division* TRF-TS — *Project Number*

Texas A&M Transportation Institute — **2017-TTI-G-1YG-0081**

Title / Desc. ***Survey to Assess Statewide Mobile Communication Use***

Conduct an observational survey of driver use of mobile communication devices to obtain a statewide use estimate.

Strategies Addressed

- Conduct and assist local, state and national traffic safety campaigns.
- Develop and implement public information and education efforts on traffic safety issues.

Performance Objectives	*Target*	*Actual*	*Met?*
▪ Conduct statewide survey of driver mobile communication device use	1	1	☑

Financial Information:

Fund	*Source*	*# Projects*		*Federal Funding*	*State Funding*	*Program Income*	*Local Match*	*Project Total*
402	DE	1	*Planned:*	$73,150.01			$18,288.02	$91,438.03
		1	*Actuals:*	$70,549.83			$17,700.22	$88,250.05

Task: ***Evaluation*** — ***Driver Education and Behavior DE - 10***

Organization Name — *Division* TRF-TS — *Project Number*

Texas A&M Transportation Institute — **2017-TTI-G-1YG-0082**

Title / Desc. ***Texans' Attitudes and Awareness of Traffic Safety Programs***

A survey will be undertaken with this grant to measure awareness and attitudes toward traffic safety programs in Texas.

Strategies Addressed

- Conduct and assist local, state and national traffic safety campaigns.

Performance Objectives	*Target*	*Actual*	*Met?*
▪ Conduct survey of Texans in Driver License offices throughout Texas	1	1	☑

Financial Information:

Fund	*Source*	*# Projects*		*Federal Funding*	*State Funding*	*Program Income*	*Local Match*	*Project Total*
402	DE	1	*Planned:*	$58,000.00			$14,502.01	$72,502.01
		1	*Actuals:*	$52,520.71			$13,215.43	$65,736.14

Task: ***Program Management*** — ***Driver Education and Behavior DE - 10***

Organization Name **Beehive Specialty** — *Division* TRF-TS — *Project Number* **2017-BeeHive-G-1YG-0197**

Title / Desc. ***Beehive PI&E Management FY2017***

Beehive Specialty will store and manage TxDOT Traffic Safety Program PI&E inventory for statewide distribution. PO is attached in lieu of grant agreement.

Performance Objectives	*Target*	*Actual*	*Met?*
▪ Maintain Fulfillment, Storage, & Shipping for Texas Traffic Safety Program	1	1	☑

Financial Information:

Fund	*Source*	*# Projects*		*Federal Funding*	*State Funding*	*Program Income*	*Local Match*	*Project Total*
402	DE	1	*Planned:*	$125,000.00				$125,000.00
		1	*Actuals:*	$105,559.17				$105,559.17

Task: ***Public Information Campaigns*** — ***Driver Education and Behavior DE - 10***

Organization Name — *District* AUS — *Project Number* **2017-AISD-G-1YG-0118**

Title / Desc. ***Austin Independent School District Driver Education Theory Program***

16 sessions of Driver Education Theory to be offered among Austin Independent School District (ISD) High Schools. Students will complete Driver Education Theory & receive certificates of completion.

Project Notes

Proposal Withdrawn. See Appendix B.

Financial Information:

Fund	*Source*	*# Projects*		*Federal Funding*	*State Funding*	*Program Income*	*Local Match*	*Project Total*
402	DE	1	*Planned:*	$24,405.00			$33,386.62	$57,791.62
			Actuals:					

Task: ***Public Information Campaigns*** — ***Driver Education and Behavior DE - 10***

Organization Name — *District* HOU — *Project Number* **2017-HarrisHS-G-1YG-0143**

Title / Desc. ***Drive Safe Houston***

To educate teens and adults on how to prevent motor vehicle crashes by offering education and hands on experience through participation in Houston community, school, and corporate events.

Project Notes

Proposal Withdrawn. See Appendix B.

Financial Information:

Fund	*Source*	*# Projects*		*Federal Funding*	*State Funding*	*Program Income*	*Local Match*	*Project Total*
402	DE	1	*Planned:*	$51,187.00			$73,251.69	$124,438.69
			Actuals:					

Task: ***Public Information Campaigns*** ***Driver Education and Behavior DE - 10***

Organization Name *District* WAC *Project Number*

Hillcrest Baptist Medical Center-Hillcrest **2017-Hillcres-G-1YG-0124**

Title / Desc. ***Mature Driver Program***

A traffic safety injury prevention program for adult drivers, focusing on ages 55+, and their family/caregivers. Overarching goal is to assist them in obtaining optimal safety & comfort while driving.

Strategies Addressed

- Conduct and assist local, state and national traffic safety campaigns.
- Conduct public information and education campaigns related to distracted driving.
- Develop and implement public information and education efforts on traffic safety issues.

Performance Objectives	*Target*	*Actual*	*Met?*
▪ Attend Civic, Service & Social Club Meetings & to develop & maintain partnerships with community agencies	55	64	☑
▪ Conduct AARP We Need to Talk Seminars	4	4	☑
▪ Conduct Observational Surveys	40	48	☑
▪ Conduct Mature Driver Educational Presentations	76	77	☑
▪ Coordinate CarFit Event Coordinator Training	1	12	☑
▪ Coordinate Traffic Safety Seminars for Adult Drivers	2	2	☑
▪ Coordinate CarFit Technician Trainings	6	16	☑
▪ Coordinate CarFit Events	18	37	☑
▪ Coordinate AARP Smart Driver Safety Courses	21	21	☑
▪ Distribute MDP surveys and to assess MDP client satisfaction with Program	800	972	☑
▪ Distribute Mature Driver Safety, Educational Materials	38,800	49,574	☑
▪ Evaluate MDP Partners to assess satisfaction with MDP Staff and services	60	62	☑
▪ Participate in State Traffic Safety Campaigns	3	4	☑
▪ Participate in Health & Safety Fairs & Community Events to educate and promote MDP	75	89	☑

Financial Information:

Fund	*Source*	*# Projects*		*Federal Funding*	*State Funding*	*Program Income*	*Local Match*	*Project Total*
402	DE	1	*Planned:*	$256,716.24			$179,583.09	$436,299.33
		1	*Actuals:*	$213,658.94			$182,214.97	$395,873.91

Task: ***Public Information Campaigns*** ***Driver Education and Behavior DE - 10***

Organization Name *District* DAL *Project Number*

Injury Prevention Center of Greater Dallas **2017-IPCOGD-G-1YG-0131**

Title / Desc. ***North Texas Distracted Driving Prevention Program***

A project aimed at decreasing distracted driving, with a focus on individuals 15-24 years of age in Dallas County.

Strategies Addressed

- Develop and implement public information and education efforts on traffic safety issues.
- Implement and evaluate countermeasures to reduce the incidence of distracted driving.

Performance Objectives	*Target*	*Actual*	*Met?*
▪ Administer validated surveys with questions about distracted driving behaviors to teens/young adults	650	1,081	☑
▪ Analyze parental evaluation measurement surveys	75	164	☑
▪ Develop final project report and share results with community stakeholders	1	1	☑
▪ Distribute "booster" materials with distracted driving information to teens, young adults and parents	1,500	2,250	☑
▪ Obtain signed letters of commitment from organizations or schools that will participate in the project	3	3	☑
▪ Train parents of teen drivers to educate their teens and monitor their driving behaviors	50	70	☑
▪ Train teens and young adults in safe driving behaviors and the dangers of distracted driving	450	810	☑

Financial Information:

Fund	*Source*	*# Projects*		*Federal Funding*	*State Funding*	*Program Income*	*Local Match*	*Project Total*
402	DE	1	*Planned:*	$49,661.78			$27,526.62	$77,188.40
		1	*Actuals:*	$49,163.95			$33,398.72	$82,562.67

Task: ***Public Information Campaigns*** ***Driver Education and Behavior DE - 10***

Organization Name *District* HOU *Project Number*

Memorial Hermann Hospital **2017-MHH-G-1YG-0044**

Title / Desc. ***Live Your DREAMS (Distraction REduction Among Motivated Students)***

DREAMS program aims to reduce impaired and distracted driving among teens in the Houston District utilizing a multi-tiered approach of community, classroom and hospital-based education and training.

Strategies Addressed

- Improve education programs on alcohol and driving for youth.
- Increase public education and information, concentrating on youth age 5-13 and 14-20, including parent education on drinking and driving.
- Conduct and assist local, state and national traffic safety campaigns.
- Develop and implement public information and education efforts on traffic safety issues.
- Implement and evaluate countermeasures to reduce the incidence of distracted driving.

Performance Objectives	*Target*	*Actual*	*Met?*
▪ Attend Traffic safety focused conferences	2	4	☑
▪ Attend Coalition or Task Force Meetings	7	20	☑
▪ Conduct Outreach education sessions	10	12	☑
▪ Develop Live Your DREAMS Curricula	1	1	☑
▪ Evaluate Live Your DREAMS program	1	1	☑
▪ Implement Hospital-based prevention programs	6	4	☐
▪ Implement Awareness Events	10	11	☑
▪ Maintain Live Your DREAMS website	1	1	☑
▪ Produce Live Your DREAMS toolkit	1	1	☑
▪ Revise Live Your DREAMS Curricula	1	1	☑
▪ Utilize Volunteers	86	145	☑

Financial Information:

Fund	*Source*	*# Projects*		*Federal Funding*	*State Funding*	*Program Income*	*Local Match*	*Project Total*
402	DE	1	*Planned:*	$69,534.00			$72,036.62	$141,570.62
		1	*Actuals:*	$59,945.66			$74,236.37	$134,182.03

Task: ***Public Information Campaigns*** ***Driver Education and Behavior DE - 10***

Organization Name *Division* TRF-TS *Project Number*

Sherry Matthews Advocacy Marketing **2017-SMAM-SOW-0001**

Title / Desc. ***Distracted Driving Talk, Text, Crash,. Public Information and Education Campaign***

This multimedia statewide campaign is aimed at raising awareness about the dangers of driving distracted and motivating drivers to reduce distractions in the car, in particular cell phone use.

Strategies Addressed

- Conduct public information and education campaigns related to distracted driving.

Performance Objectives	*Target*	*Actual*	*Met?*
▪ Conduct stakeholder summit on causes and solutions to distracted driving	1	1	☑
▪ Coordinate outreach and public awareness events at six locations across the state	6	6	☑
▪ Develop new creative assets for the paid media campaign	3	3	☑
▪ Implement paid media buy, including TV, OOH (billboards), and digital components	1	1	☑
▪ Provide sets of materials to TxDOT Communications to generate earned media	3	3	☑
▪ Update toolkit for TSSs to use at distracted driving outreach events in their local communities	1	1	☑

Financial Information:

Fund	*Source*	*# Projects*		*Federal Funding*	*State Funding*	*Program Income*	*Local Match*	*Project Total*
402	DE	1	*Planned:*	$1,200,000.00			$1,200,000.00	$2,400,000.00
		1	*Actuals:*	$1,198,540.54			$3,419,729.41	$4,618,269.95

Task: ***Public Information Campaigns*** ***Driver Education and Behavior DE - 10***

Organization Name *Division* TRF-TS *Project Number*

Texas A&M Transportation Institute **2017-TTI-G-1YG-0086**

Title / Desc. ***Teens in the Driver Seat Program***

Deploy the Teens in the Driver Seat Program & deliver distracted driving assemblies at Junior High/Middle School and High Schools in Texas.

Strategies Addressed

- Conduct public information and education campaigns related to distracted driving.
- Develop and implement public information and education efforts on traffic safety issues.
- Implement and evaluate countermeasures to reduce the incidence of distracted driving.

Performance Objectives	*Target*	*Actual*	*Met?*
▪ Achieve or less average wireless device use by teen drivers at TDS Program schools	9 %	9 %	☑
▪ Achieve or greater seat belt use rate by teen drivers at TDS Program schools	90 %	92 %	☑
▪ Administer risk awareness and self-reported driving behavior surveys at TDS Program schools	10	34	☑
▪ Conduct statewide contest for teens to generate target audience material for the TDS program	1	1	☑
▪ Conduct statewide teen driving safety summit	1	1	☑
▪ Conduct Zero Crazy (CRZY) outreach initiatives	2	2	☑
▪ Conduct distracted driving assemblies, delivered by Tyson Dever, for schools in Texas	25	25	☑
▪ Coordinate meetings of the TDS Teen Advisory Board	3	4	☑
▪ Develop new parent resource kit designed for delivery by junior high students	1	1	☑
▪ Provide resource kits to junior high school student teams in Texas	40	45	☑
▪ Provide resource kits and related technical support to high school student teams in Texas	140	140	☑
▪ Revise set of resources that aid teen driving safety around large commercial trucks (CMVs)	1	1	☑
▪ Revise teen driving safety resource kit designed for delivery by teens and also used by parents	1	1	☑

Financial Information:

Fund	*Source*	*# Projects*		*Federal Funding*	*State Funding*	*Program Income*	*Local Match*	*Project Total*
402	DE	1	*Planned:*	$686,152.04			$228,901.89	$915,053.93
		1	*Actuals:*	$662,747.96			$328,322.24	$991,070.20

Task: ***Public Information Campaigns*** ***Driver Education and Behavior DE - 10***

Organization Name *Division* TRF-TS *Project Number*

Texas Association, Family, Career and Community **2017-TAFCC-G-1YG-0134**

Title / Desc. ***FCCLA Members PI&E Traffic Safety Campaigns***

The FCCLA members will conduct PI&E traffic safety campaigns including impaired driving, occupant protection, motorist safety awareness and distracted driving.

Strategies Addressed

- Improve anti-DWI public information and education campaigns including appropriate bilingual campaigns.
- Improve education programs on alcohol and driving for youth.
- Increase public information and education campaigns.
- Develop and implement public information and education efforts on traffic safety issues.

Performance Objectives	*Target*	*Actual*	*Met?*
▪ Conduct PI&E Traffic Safety Campaigns including alcohol, occupant protection, and distracted driving	15	15	☑
▪ Coordinate Evaluation of the PI&E Traffic Safety Campaigns at FCCLA Region and State Meetings	6	6	☑

Financial Information:

Fund	*Source*	*# Projects*		*Federal Funding*	*State Funding*	*Program Income*	*Local Match*	*Project Total*
402	DE	1	*Planned:*	$14,765.00			$6,476.51	$21,241.51
		1	*Actuals:*	$12,003.11			$6,822.47	$18,825.58

Task: ***Public Information Campaigns*** ***Driver Education and Behavior DE - 10***

Organization Name *Division* TRF-TS *Project Number*

Texas Municipal Courts Education Center **2017-TMCEC-G-1YG-0051**

Title / Desc. ***Driving on the Right Side of the Road***

Project trains educators to integrate traffic safety into K-12 curricula, provides public outreach in traffic safety, and provides judicial education in traffic safety for municipal judges and staff.

Strategies Addressed

- Educate the public and stakeholders on the use of interlock devices and other alcohol monitoring technologies for DWI offenders.
- Improve adjudication and processing of DWI cases through improved training for judges, administrative license revocation judges, prosecutors, and probation officers.
- Improve anti-DWI public information and education campaigns including appropriate bilingual campaigns.
- Improve education programs on alcohol and driving for youth.
- Increase public education and information, concentrating on youth age 5-13 and 14-20, including parent education on drinking and driving.
- Increase intervention efforts by healthcare professionals, teachers, and all safety advocates.
- Increase occupant protection education, training, and awareness of safety belt issues for law enforcement, judges and prosecutors.
- Increase public information and education campaigns.
- Improve education and awareness of motorcycle safety among law enforcement and EMS personnel, educators and state & local traffic engineers.
- Improve public information and education on motorcycle safety, including the value of wearing a helmet.
- Improve public information and education on the value of not operating a motorcycle while under the influence of alcohol and/or other drugs.
- Increase public information and education efforts on pedestrian and bicyclist safety.
- Increase public education and information on railroad/highway crossing safety.
- Conduct and assist local, state and national traffic safety campaigns.
- Conduct public information and education campaigns related to distracted driving.
- Develop and implement public information and education efforts on traffic safety issues.
- Implement and evaluate countermeasures to reduce the incidence of distracted driving.
- Provide public information and education campaigns to promote safe motor vehicle operations around school buses.
- Increase public information and education concerning speed-related issues.

Performance Objectives	*Target*	*Actual*	*Met?*
▪ Conduct educator traffic safety workshop teaching traffic safety law and enforcement	1	1	☑
▪ Develop classroom resource for teaching traffic safety in the classroom	1	4	☑
▪ Distribute packets of DRSR materials to community groups (e.g., Scouts, YMCA)	25	59	☑
▪ Produce newsletter pages for municipal judges and court personnel on DRSR and traffic safety	6	6	☑
▪ Provide DRSR workshop or exhibit at the Law-Related Education (LRE) Statewide Conference	1	1	☑
▪ Provide DRSR exhibits for schools, courts, and community groups	24	53	☑
▪ Revise units of the DRSR curriculum or other DRSR resources/materials	4	6	☑
▪ Train lawyers, municipal judges, and court personnel on traffic safety outreach and DRSR resources	300	1,263	☑
▪ Train municipal judges and court personnel at TMCEC conferences and webinars on traffic safety issues	500	4,410	☑
▪ Train teachers on the DRSR project and its available materials through workshops and webinars	1,000	1,707	☑

Financial Information:

Fund	*Source*	*# Projects*		*Federal Funding*	*State Funding*	*Program Income*	*Local Match*	*Project Total*
402	DE	1	*Planned:*	$279,360.34			$87,868.03	$367,228.37
		1	*Actuals:*	$276,105.16			$148,979.41	$425,084.57

Task: ***Public Information Campaigns*** ***Driver Education and Behavior DE - 10***

Organization Name *District* LBB *Project Number*

Texas Tech University - Lubbock **2017-TxTechLB-G-1YG-0120**

Title / Desc. ***Understanding Older Teen Drivers: Expansion of Interactive Tool with Data from College Students***

Understanding Older Teen Drivers: Expansion of the Interactive Animation Tool for Education of Teenage Drivers with Data from Long-Distance Traveling College Students

Strategies Addressed

- Conduct and assist local, state and national traffic safety campaigns.
- Conduct public information and education campaigns related to distracted driving.
- Develop and implement public information and education efforts on traffic safety issues.

Performance Objectives	*Target*	*Actual*	*Met?*
▪ Develop Web-Report Regarding Findings	1	8	☑
▪ Develop University Advocacy Groups	9	81	☑
▪ Revise Teenage Driver Education Program	1	9	☑
▪ Train College students	300	2,100	☑

Financial Information:

Fund	*Source*	*# Projects*		*Federal Funding*	*State Funding*	*Program Income*	*Local Match*	*Project Total*
402	DE	1	*Planned:*	$144,274.10			$36,179.17	$180,453.27
		1	*Actuals:*	$123,614.54			$31,793.46	$155,408.00

Task: ***Training*** ***Driver Education and Behavior DE - 10***

Organization Name *Division* TRF-TS *Project Number*

Education Service Center, Region VI **2017-ESCVI-G-1YG-0066**

Title / Desc. ***Texas Traffic SAFETY Education Staff Improvement Program. Safety Alliance For Educating Texas Youth***

Program will provide 9 Teen Driver Education staff development workshops to 300 instructors. Training will be presented by instructor trainers using a variety of current topics & marketed statewide.

Strategies Addressed

- Develop and implement public information and education efforts on traffic safety issues.

Performance Objectives	*Target*	*Actual*	*Met?*
▪ Analyze Pre and post assessments to determine program effectiveness	300	401	☑
▪ Conduct Continuing Education Workshops for 300 Driver Education Intructors	9	9	☑
▪ Develop Training Manual for Driver Education Instructor Continuing Education and Train the Trainers	1	1	☑

Financial Information:

Fund	*Source*	*# Projects*		*Federal Funding*	*State Funding*	*Program Income*	*Local Match*	*Project Total*
402	DE	1	*Planned:*	$96,304.27			$36,807.00	$133,111.27
		1	*Actuals:*	$94,848.89			$46,656.85	$141,505.74

Task: ***Training*** | ***Driver Education and Behavior DE - 10***

Organization Name | *Division* TRF-TS | *Project Number*

National Safety Council | **2017-NSC-G-1YG-0053**

Title / Desc. ***Texas Employer Traffic Safety: Our Driving Concern***

Continued & expanded traffic safety outreach to Texas employers encouraging the use of best practice programs that promote safe driving behaviors among employees & their families.

Strategies Addressed

- Educate the public and stakeholders on the use of interlock devices and other alcohol monitoring technologies for DWI offenders.
- Improve and increase training for law enforcement officers.
- Improve anti-DWI public information and education campaigns including appropriate bilingual campaigns.
- Improve education programs on alcohol and driving for youth.
- Increase and sustain high visibility enforcement of DWI laws.
- Increase intervention efforts.
- Increase public education and information, concentrating on youth age 5-13 and 14-20, including parent education on drinking and driving.
- Concentrate efforts on historically low use populations.
- Increase intervention efforts by healthcare professionals, teachers, and all safety advocates.
- Increase occupant protection education, training, and awareness of safety belt issues for law enforcement, judges and prosecutors.
- Increase public information and education campaigns.
- Increase training opportunities and retention of child passenger safety (CPS) technicians and instructors.
- Improve public information and education on motorcycle safety, including the value of wearing a helmet.
- Improve public information and education on the value of not operating a motorcycle while under the influence of alcohol and/or other drugs.
- Increase rider education and training.
- Increase public information and education efforts on pedestrian and bicyclist safety.
- Increase public education and information campaigns regarding enforcement activities.
- Increase public information and education on intersection related traffic issues.
- Increase public information and education on sharing the road with commercial motor vehicles (CMV)
- Increase public education and information on railroad/highway crossing safety.
- Increase public education and information on roadway safety.
- Provide training on roadway safety issues.
- Conduct and assist local, state and national traffic safety campaigns.
- Conduct public information and education campaigns related to distracted driving.
- Develop and implement public information and education efforts on traffic safety issues.
- Support statewide the Texas Safe Community efforts by providing education, training, and coordination on how to initiate and conduct community based traffic safety programs and how communities can become designated as a Texas Safe community Coalition.
- Support the establishment and growth Safe Communities Coalitions.
- Provide public information and education campaigns to promote safe motor vehicle operations around school buses.
- Provide safe school bus operation training for school bus drivers.
- Increase public information and education concerning speed-related issues.
- Provide community training on speed-related issues.

Performance Objectives	*Target*	*Actual*	*Met?*
▪ Conduct Texas Employer Traffic Safety: Our Driving Concern Advisory Meetings	2	2	☑
▪ Conduct Professional Development Webcasts for Texas employers, Safety Managers/Supervisors & others	4	12	☑
▪ Coordinate Texas Employer Traffic Safety Awards Program	1	3	☑
▪ Develop Traffic Safety teaching unit for TX employees not working in a traditional office setting	1	5	☑
▪ Develop ODC Toilet Tabloids traffic safety page to distribute to Tx employers and business	6	12	☑

▪ Distribute Tailgate Talks & Our Driving Concern Newsletters to TX employers, safety managers, & others	30,000	176,851	☑
▪ Educate Texas employers/attendees on Traffic Safety at Texas Conferences (TSCE 2017)	400	712	☑
▪ Identify Types of employees who work in the field (not in an office setting)	25	26	☑
▪ Maintain Consecutive months of establishing and supporting traffic safety campaigns with Texas employers	12	12	☑
▪ Train Employees on the ODC curriculum, ODC program and /or traffic safety throughout the year	400	2,473	☑

Financial Information:

Fund	*Source*	*# Projects*		*Federal Funding*	*State Funding*	*Program Income*	*Local Match*	*Project Total*
402	DE	1	*Planned:*	$431,741.24			$116,099.23	$547,840.47
		1	*Actuals:*	$431,741.22			$119,699.27	$551,440.49

FY 2017 Traffic Safety Funds
Program Area Expenditure Summary

Driver Education and Behavior

DE - 10

Task		# Proj	Total	FEDERAL						MATCH			Fed. 402 to Local
				402	405B	405C	405D	405F		STATE	INCOME	LOCAL	
Enforcement													
Evaluation	Planned:	2	$163,940.04	$131,150.01								$32,790.03	
	Actual:	2	$153,986.19	$123,070.54								$30,915.65	
Program Management	Planned:	1	$125,000.00	$125,000.00									
	Actual:	1	$105,559.17	$105,559.17									
Public Information Campaigns	Planned:	10	$4,721,265.74	$2,776,055.50								$1,945,210.24	$1,356,189.40
	Actual:	8	$6,821,276.91	$2,595,779.86								$4,225,497.05	**$1,273,624.78**
Training	Planned:	2	$680,951.74	$528,045.51								$152,906.23	$528,045.51
	Actual:	2	$692,946.23	$526,590.11								$166,356.12	**$526,590.11**
TOTALS:	Planned:	15	**$5,691,157.52**	**$3,560,251.02**								**$2,130,906.50**	$1,884,234.91
	Actual:	13	**$7,773,768.50**	**$3,350,999.68**								**$4,422,768.82**	**$1,800,214.89**

Railroad / Highway Crossing RH - 11

Goals

- To reduce KAB crashes at railroad/highway crossings

Strategies

- *Increase education of law enforcement concerning laws governing railroad/highway crossings.*
- *Increase public education and information on railroad/highway crossing safety.*

Project Descriptions

Task: ***Training*** ***Railroad / Highway Crossing RH - 11***

Organization Name *Division* TRF-TS *Project Number*

Texas Operation Lifesaver **2017-TxOpLife-G-1YG-0111**

Title / Desc. ***Highway-Railroad Safety Awareness***

Provide highway-railroad crossing safety training to Law Enforcement personnel and rail safety education presentations to the public. Administer the statewide rail safety program.

Strategies Addressed

- Increase education of law enforcement concerning laws governing railroad/highway crossings.
- Increase public education and information on railroad/highway crossing safety.

Performance Objectives	*Target*	*Actual*	*Met?*
▪ Attend Coalition meetings, general meetings, and meetings with general public representing TXOL	12	16	☑
▪ Conduct Rail Safety Awareness Training classes for Law Enforcement	4	4	☑
▪ Conduct Rail safety presentations to the public	500	615	☑
▪ Manage Operation Lifesaver Authorized Volunteer (OLAV) incentive program by	1	1	☑
▪ Manage Statewide group of volunteer Presenters	1	1	☑
▪ Manage Requests from media and the general public for information on rail safety	275	1,983	☑
▪ Participate in Information/Safety Booths at health fairs, conferences, etc	5	45	☑
▪ Produce Budget Reports for Board approval	4	5	☑

Financial Information:

Fund	*Source*	*# Projects*		*Federal Funding*	*State Funding*	*Program Income*	*Local Match*	*Project Total*
402	RH	1	*Planned:*	$73,554.00			$42,379.00	$115,933.00
		1	*Actuals:*	$65,057.83			$37,857.54	$102,915.37

FY 2017 Traffic Safety Funds
Program Area Expenditure Summary

Railroad / Highway Crossing

RH - 11

Task		# Proj	Total	FEDERAL						MATCH			Fed. 402 to Local
				402	405B	405C	405D	405F		STATE	INCOME	LOCAL	
Enforcement													
Evaluation													
Program Management													
Public Information Campaigns													
Training	*Planned:*	1	$115,933.00	$73,554.00								$42,379.00	$73,554.00
	Actual:	1	$102,915.37	$65,057.83								$37,857.54	**$65,057.83**
TOTALS:	*Planned:*	1	**$115,933.00**	**$73,554.00**								**$42,379.00**	$73,554.00
	Actual:	1	**$102,915.37**	**$65,057.83**								**$37,857.54**	**$65,057.83**

Roadway Safety RS - 12

Goals

- To increase knowledge of roadway safety and current technologies among people involved in engineering, construction, and maintenance areas at both the state and local level
- To reduce the number of traffic crashes, injuries, and fatalities in work zones.

Strategies

- *Improve highway design and engineering through training.*
- *Increase public education and information on roadway safety.*
- *Provide traffic safety problem identification to local jurisdictions.*
- *Provide training on roadway safety issues.*

Project Descriptions

Task: ***Public Information Campaigns*** ***Roadway Safety RS - 12***

Organization Name *Division* TRF-TS *Project Number*

Guerra Deberry Coody **2017-GDC-SOW-0003**

Title / Desc. ***Be Safe. Drive Smart.***

Educate and encourage general year-round safe driving in the state; safe driving in sections of the sate most impacted by the energy sector growth; and safe driving along the I-35 corridor.

Strategies Addressed

- Increase public information and education efforts on pedestrian and bicyclist safety.
- Increase public education and information on roadway safety.
- Provide training on roadway safety issues.
- Conduct and assist local, state and national traffic safety campaigns.
- Develop and implement public information and education efforts on traffic safety issues.
- Provide community training on speed-related issues.

Performance Objectives	*Target*	*Actual*	*Met?*
▪ Conduct integrated campaign flights	6	7	☑
▪ Coordinate media and grassroots community events	22	23	☑
▪ Develop PSA/Media packages	3	0	☐
▪ Develop news releases and media advisories	22	22	☑
▪ Establish public and private partnerships	5	17	☑
▪ Produce Billboard	1	4	☑
▪ Produce Promotional item	1	0	☐
▪ Produce desktop and mobile digital ads	3	4	☑

Financial Information:

Fund	*Source*	*# Projects*		*Federal Funding*	*State Funding*	*Program Income*	*Local Match*	*Project Total*
State	State	1	*Planned:*		$2,498,900.00		$1,590,546.86	$4,089,446.86
		1	*Actuals:*		$2,414,181.51		$6,308,144.01	$8,722,325.52

Task: ***Training*** ***Roadway Safety RS - 12***

Organization Name *Division* TRF-TS *Project Number*

The University of Texas at Arlington **2017-UTatArli-G-1YG-0159**

Title / Desc. ***FY2017 Traffic Safety Training Program***

UTA proposes to help reduce traffic crashes, injuries and fatalities in work zones by providing municipal and county employees training to increase knowledge of roadway safety problems and solutions.

Strategies Addressed

- Increase public education and information on roadway safety.
- Provide training on roadway safety issues.

Performance Objectives	*Target*	*Actual*	*Met?*
▪ Conduct classes for Texas city and county workers on work zone traffic control and safety	108	139	☑
▪ Train Texas municipal and county workers in safe roadway work zone traffic control practices	2,187	2,545	☑

Financial Information:

Fund	*Source*	*# Projects*		*Federal Funding*	*State Funding*	*Program Income*	*Local Match*	*Project Total*
402	RS	1	*Planned:*	$463,816.68			$119,044.25	$582,860.93
		1	*Actuals:*	$463,816.67			$122,068.40	$585,885.07

FY 2017 Traffic Safety Funds
Program Area Expenditure Summary

Roadway Safety

RS - 12

Task		# Proj	Total	FEDERAL						MATCH			Fed. 402 to Local
				402	405B	405C	405D	405F		STATE	INCOME	LOCAL	
Enforcement													
Evaluation													
Program Management													
Public Information Campaigns	*Planned:*	1	$4,089,446.86							$2,498,900.00		$1,590,546.86	
	Actual:	1	$8,722,325.52							$2,414,181.51		$6,308,144.01	
Training	*Planned:*	1	$582,860.93	$463,816.68								$119,044.25	$463,816.68
	Actual:	1	$585,885.07	$463,816.67								$122,068.40	**$463,816.67**
TOTALS:	*Planned:*	2	**$4,672,307.79**	**$463,816.68**						**$2,498,900.00**		**$1,709,591.11**	$463,816.68
	Actual:	2	**$9,308,210.59**	**$463,816.67**						**$2,414,181.51**		**$6,430,212.41**	**$463,816.67**

Safe Communities SA - 13

Goals

- To establish integrated community traffic safety programs to prevent traffic-related fatalities and injuries

Strategies

- *Support statewide the Texas Safe Community efforts by providing education, training, and coordination on how to initiate and conduct community based traffic safety programs and how communities can become designated as a Texas Safe community Coalition.*
- *Support the establishment and growth Safe Communities Coalitions.*

Project Descriptions

Task: ***Public Information Campaigns*** ***Safe Communities SA - 13***

Organization Name *District* BRY *Project Number*

Texas A&M Agrilife Extension Service **2017-Texas Ag-G-1YG-0041**

Title / Desc. ***Brazos Valley Injury Prevention Coalition***

A Safe Communities coalition to implement and support health initiatives designed to reduce traffic-related injuries and fatalities in the TxDOT Bryan District.

Strategies Addressed

- Improve anti-DWI public information and education campaigns including appropriate bilingual campaigns.
- Improve education programs on alcohol and driving for youth.
- Increase intervention efforts.
- Increase public education and information, concentrating on youth age 5-13 and 14-20, including parent education on drinking and driving.
- Concentrate efforts on historically low use populations.
- Increase public information and education campaigns.
- Improve public information and education on motorcycle safety, including the value of wearing a helmet.
- Improve public information and education on the value of not operating a motorcycle while under the influence of alcohol and/or other drugs.
- Increase public information and education efforts on pedestrian and bicyclist safety.
- Conduct and assist local, state and national traffic safety campaigns.
- Conduct public information and education campaigns related to distracted driving.
- Develop and implement public information and education efforts on traffic safety issues.
- Implement and evaluate countermeasures to reduce the incidence of distracted driving.
- Support the establishment and growth Safe Communities Coalitions.
- Increase public information and education concerning speed-related issues.

Performance Objectives	*Target*	*Actual*	*Met?*
▪ Conduct programs to raise awareness of the dangers of speeding and reckless driving	4	5	☑
▪ Conduct bimonthly meetings of the Brazos Valley Injury Prevention Coalition	6	6	☑
▪ Conduct programs on the importance of restraint use focusing on youth, teens and pickup truck drivers	8	14	☑
▪ Conduct Reality Education for Drivers (RED) Programs	8	9	☑
▪ Distribute public information and educational (PI&E) materials	20,000	67,442	☑
▪ Participate in programs on safety education to raise awareness on the safety of vulnerable road users	6	9	☑
▪ Participate in programs on the dangers of distracted driving with an emphasis on texting	12	13	☑
▪ Participate in activities to raise awareness of the dangers of impaired driving	15	32	☑
▪ Provide counties with the Please be Seated (PBS) Program to promote importance of using car seats	10	10	☑

Financial Information:

Fund	*Source*	*# Projects*		*Federal Funding*	*State Funding*	*Program Income*	*Local Match*	*Project Total*
402	SA	1	*Planned:*	$164,995.85			$41,500.00	$206,495.85
		1	*Actuals:*	$163,677.44			$135,863.91	$299,541.35

Task: ***Public Information Campaigns*** ***Safe Communities SA - 13***

Organization Name *District* CRP *Project Number*

Texas A&M University-Corpus Christi **2017-TAMUCC-G-1YG-0151**

Title / Desc. ***Safe Communities Safe Driving Public Education Campaign***

The Campaign manages the Nueces County Safe Communities Coalition to serve TxDOT public education targets by giving presentations, attendance at community events, and distribution of PI&E materials.

Strategies Addressed

- Improve anti-DWI public information and education campaigns including appropriate bilingual campaigns.
- Increase public education and information, concentrating on youth age 5-13 and 14-20, including parent education on drinking and driving.
- Increase public information and education campaigns.
- Improve public information and education on motorcycle safety, including the value of wearing a helmet.
- Improve public information and education on the value of not operating a motorcycle while under the influence of alcohol and/or other drugs.
- Increase public information and education efforts on pedestrian and bicyclist safety.
- Conduct public information and education campaigns related to distracted driving.
- Develop and implement public information and education efforts on traffic safety issues.
- Support the establishment and growth Safe Communities Coalitions.
- Increase public information and education concerning speed-related issues.

Performance Objectives	*Target*	*Actual*	*Met?*
▪ Attend Community health/safety fairs to distribute PI&E materials and educate drivers	25	43	☑
▪ Conduct Meetings of the Nueces County Safe Communities Coalition	10	10	☑
▪ Distribute News releases or contacts on meeting, TxDOT Goals, campaigns, events, and presentations	16	12	☐
▪ Distribute Pieces of PI&E materials related to Safe Communities Coalition and TxDOT targets and strategies	100,000	213,371	☑
▪ Educate Nueces County drivers, pedestrian, or cyclists through presentations provided in the community	400	410	☑
▪ Educate Younger Nueces County drivers or future drivers through presentations	600	1,032	☑
▪ Educate Nueces County residents through the distribution of PI&E materials at community fairs and events	4,000	6,780	☑
▪ Provide Presentations of TxDOT targeted safety issues to Nueces County organizations or groups	20	20	☑
▪ Provide Presentations on TxDOT identified safety goals to younger drivers (college or high school students)	20	20	☑
▪ Revise Driver/motorcycle/bicycle/pedestrian PI&E materials which may include one in Spanish	4	4	☑
▪ Revise Driver/motorcycle/bicycle/pedestrian safety presentations	4	4	☑

Financial Information:

Fund	*Source*	*# Projects*		*Federal Funding*	*State Funding*	*Program Income*	*Local Match*	*Project Total*
402	SA	1	*Planned:*	$60,105.60			$37,197.60	$97,303.20
		1	*Actuals:*	$60,102.82			$38,550.01	$98,652.83

FY 2017 Traffic Safety Funds
Program Area Expenditure Summary

Safe Communities

SA - 13

Task		# Proj	Total	FEDERAL						MATCH			Fed. 402 to Local
				402	405B	405C	405D	405F		STATE	INCOME	LOCAL	
Enforcement													
Evaluation													
Program Management													
Public Information Campaigns	*Planned:*	2	$303,799.05	$225,101.45								$78,697.60	$225,101.45
	Actual:	2	$398,194.18	$223,780.26								$174,413.92	**$223,780.26**
Training													
TOTALS:	*Planned:*	2	**$303,799.05**	**$225,101.45**								**$78,697.60**	$225,101.45
	Actual:	2	**$398,194.18**	**$223,780.26**								**$174,413.92**	**$223,780.26**

School Bus SB - 14

Goals

- To reduce School bus-related crashes, injuries and fatalities

Strategies

- *Provide public information and education campaigns to promote safe motor vehicle operations around school buses.*
- *Provide safe school bus operation training for school bus drivers.*

Project Descriptions

Task: ***Training*** ***School Bus SB - 14***

Organization Name *Division* TRF-TS *Project Number*

Education Service Center, Region VI **2017-ESCVI-G-1YG-0063**

Title / Desc. ***School Bus Safety Training 101 Program***

This program is designed to identify and implement several school bus safety units that will be utilized in training sessions to educate school bus transportation personnel and students.

Strategies Addressed

- Provide safe school bus operation training for school bus drivers.

Performance Objectives	*Target*	*Actual*	*Met?*
▪ Analyze participant evaluations to determine overall effectiveness of the Bus Safety Training 101 Program	500	1,397	☑
▪ Identify sets of content material to be utilized in the Bus Safety Training 101 Program	2	3	☑
▪ Teach School Bus Transportation personnel in the Bus Safety Training 101 Program	400	767	☑
▪ Teach PreK-5th grade students in Bus Safety Training 101 Program	700	1,063	☑

Financial Information:

Fund	*Source*	*# Projects*		*Federal Funding*	*State Funding*	*Program Income*	*Local Match*	*Project Total*
402	SB	1	*Planned:*	$104,380.24			$58,082.00	$162,462.24
		1	*Actuals:*	$104,380.24			$61,783.33	$166,163.57

FY 2017 Traffic Safety Funds
Program Area Expenditure Summary

School Bus

SB - 14

Task		# Proj	Total	FEDERAL						MATCH			Fed. 402 to Local
				402	405B	405C	405D	405F		STATE	INCOME	LOCAL	
Enforcement													
Evaluation													
Program Management													
Public Information Campaigns													
Training	*Planned:*	1	$162,462.24	$104,380.24								$58,082.00	$104,380.24
	Actual:	1	$166,163.57	$104,380.24								$61,783.33	**$104,380.24**
TOTALS:	*Planned:*	1	**$162,462.24**	**$104,380.24**								**$58,082.00**	$104,380.24
	Actual:	1	**$166,163.57**	**$104,380.24**								**$61,783.33**	**$104,380.24**

Section Four

PAID MEDIA REPORT

FY 2017 Statewide Impaired Driving Campaign

Campaign Overview

No matter what time of year it is, it's not hard for Texans to find a reason to celebrate. Whether it's football games, the Christmas/New Year's holidays or Spring Break, Texans love to get together and have a good time. Unfortunately, all too often this celebrating leads to DUI alcohol-related crashes and fatalities. Texas has more DUI alcohol-related fatalities each year than any other state in the nation. In 2016, there were 24,629 impaired-driving traffic crashes in Texas that resulted in 2,316 serious injuries and 1,005 deaths. That equates more than one in four (27%) traffic deaths being caused by an impaired driver.

Statistics show that in 2016, drivers between the ages of 18-39 were involved most often in DUI alcohol-related crashes (based on 400+ crashes/age). Those ages 21-29 skew highest as most likely to be involved in a DUI alcohol-related crash. Also, men continue to make up a significantly higher percentage of impaired driving crashes than women.

Although this is a statewide problem, 10 counties account for almost half of all DUI alcohol-related fatalities in Texas: Harris (Houston), Dallas, Bexar (San Antonio), Tarrant (Fort Worth), Travis (Austin), El Paso, Hidalgo (McAllen), Collin (Plano), Montgomery (Conroe), and Denton. And while these DUI alcohol-related crashes are happening at any given time on any given day, over half of all DUI alcohol-related crashes occur in Texas during the weekend (between 4:00pm Friday and 11:59pm Sunday).

These statistics helped guide us in our marketing strategy development (who, where and when). But when it comes to addressing the "why" of drinking and driving, which drives our campaign messaging strategy, and the "what" that is causing people to think (and ultimately behave) differently, we listened to what people had to say. We tested several messaging directions and our focus group research findings led us to a platform that speaks to the importance of putting the emphasis on:

> Drinking alcohol impairs your judgment and leaves you less able to make rational decisions than you would normally make if sober and more vulnerable to making bad decisions like getting behind the wheel.

With any effective strategic branding campaign, you need a strong messaging strategy and an execution plan to deliver your message to your target audience. This new statewide impaired driving marketing campaign, combining what was previously six separate campaigns into a single year-long, fully-integrated statewide marketing campaign, speaks to the heart of the matter.... every single DUI alcohol-related crash is 100% avoidable if you make a plan for a sober ride before you start drinking.

Components of the campaign include paid media (TV, Radio, Digital and OOH), social media, creative development and production, grassroots event marketing, and public relations.

Paid Media

Our paid media strategy consisted of traditional and non-traditional methods to deliver a continuous message to Texas drivers 17-34. The goal was to create a statewide umbrella campaign to help reduce instances of DUI alcohol-related crashes and fatalities. Our approach was two-pronged:

1) To reach inactive drivers with an awareness/education message before they drive via:
    a. TV
    b. Radio
    c. Digital
    d. Out-of-Home (Gas Station Signage, In-Bar Signage, Ice Machine Wraps)
2) To reach active drivers with a specific safety message while they are driving via:
    a. Radio
    b. Out-of-Home (Billboards)

Just over $2.5M in paid media was placed over the entire fiscal year with heavy concentrations during six main flight periods.

Media Flight Dates: Holiday: November 28, 2016 - January 1, 2017
Football: October 31 - November 27, 2016, January 23 - February 5, 2017
College & Young Adult: February 27 - March 19, 2017
Spring Holidays: April 10 - May 7, 2017
Faces of Drunk Driving: July 17 - August 13, 2017
Labor Day: August 14 - September 10, 2017

Target Audience: Primary: Adult drivers 17-34
Special Focus: All men 21-26

Markets: Statewide with an emphasis on the DMAs with the highest DUI alcohol-related fatality and crash rates, and varying by campaign flight based on budget allocation prioritization.

FY2017 Statewide Impaired Driving - Paid Media Recap			
Media	**Description**	**Budget**	**Impressions**
TV/Cable	:30 English & Spanish spots; 52 weeks; spot cable buys, Fox Sports Southwest, Univision	$1,025,000	13,382,213
Radio	:60, :30 & :15 English & Spanish spots; 39 weeks; spot station buys, iHeart, Univision, Pandora, TX Public Radio	$545,000	41,124,656
Digital	Digital ads (multiple sizes); 40 weeks; Mobile GeoFencing and Mobile Display; Desktop NextGen Behavioral Targeting; Video Pre-roll, Post-roll and In-	$286,000	46,113,787 (111,604 clicks)

	stream; Facebook		
Out-of-Home	Bulletins/Billboards (vinyl and digital), Gas Stations (pump toppers, chevrons, window and beverage cooler clings), In-bar (posters, coasters and table tents), Ice Machine Wraps, Mall Kiosks; English and Spanish; 21 weeks	$621,000	280,140,995
College Football Sponsorships	Sponsorship packages with Rice, UT, SMU and TX Tech; providing access to tailgate areas for grassroots activations. Also included a mix of in-stadium signage and messaging, digital ads on school web sites and social media posts.	$63,000	21,087,426
Grand Total		**$2,540,000**	**401,849,077 (111,604 clicks)**

Campaign Messaging & Creative

Our task was to take six impaired driving campaigns and create a single, consistent campaign theme that draws together all the impaired driving areas of focus and creates behavior change amongst our target audience. So, the first step was to understand who our target audience is. While the areas of focus may become more targeted and narrow in certain flights of the campaign (i.e. Football and College/Young Adult), for the most part we are speaking to Texas motorists between the ages of 17 and 34, with a heavy skew toward males who represent a high proportion of DUI alcohol-related and fatalities.

To successfully create a single unifying campaign strategy and messaging platform that targets this young, connected and highly mobile audience, it was critical to address the following challenges:

1. The campaign platform must allow us to create a hard-hitting, highly personal umbrella campaign that makes them realize that drinking and driving is a choice… a potentially life-altering or deadly choice, thus driving home a strong sense of personal accountability for their own behaviors.
2. The campaign platform must work with a safety and an enforcement message that can support seasonal messages to different audience segments.
3. The campaign platform must offer our target audience a solution.

This campaign was not about just coming up with a new clever way to tell people not to drink and drive – we were attempting to reverse the growing trend of crashes and fatalities associated with drinking and driving, and it is only by addressing each of these challenges that we will begin to do so.

It's important to understand that people are going to continue to drink alcohol, and in no way was our campaign intended to persuade them not to. Our task was to create a single, consistent campaign theme that will change their behavior to where they will make a plan to get home safe. And our single, consistent campaign theme was:

Plan While You Can

In addition to being simple and memorable, this platform addressed all the challenges mentioned:

1. It was a reminder that real lives can be tragically altered or lost in a moment, so it is important to have a plan before it is too late.
2. It could be paired with two direct calls-to-action that address safety (Don't Drink and Drive) and enforcement (Drink. Drive. Go to Jail.).
3. It provided people a solution… to plan a sober ride before they go out and drink. Also, if they are at that point-of-decision, it reminded them that it was still not too late to come up with a plan to avoid getting behind the wheel.

Based on the overall campaign platform of *Plan While You Can*, which will be accompanied by a clear and direct safety or enforcement call-to-action (Don't Drink and Drive and Drink. Drive. Go to Jail. respectively), GDC developed a fully integrated campaign that could be tailored specifically to each seasonal flight: Holiday, Football, College & Young Adult, Spring Holidays, Faces of Drunk Driving, and Labor Day.

However, we also strongly recommended that in conjunction with all flight-specific materials, there needed to be a hard-hitting umbrella safety message that shocked our varying audiences into understanding the personal responsibility involved with drinking and driving, as well as reinforcing the campaign theme of making a plan for a sober ride before drinking, or any time before getting behind the wheel after drinking.

The following diagram illustrates the campaign strategy that we used to cohesively deliver our campaign across all levels necessary for success.

Television

The creative strategy for the TV campaign was to demonstrate how when people are sober they can make wise decisions, but once they start drinking their ability to make wise decisions diminishes. And given that the campaign was now a year-long campaign with multiple flights, we introduced a single character to carry continuity across several of the campaign flights.

Dave

Meet Dave. Dave is your typical twenty-something guy who likes to have a good time which sometimes includes drinking. Dave acknowledges that once he starts drinking, he becomes somebody different… somebody he really doesn't trust to make good decisions. That's why he always makes a plan for a safe ride home *before* he starts drinking. A different :30 "Dave" spot was produced for four flights of the campaign (English and Spanish): Holiday, Football, College & Young Adult and Labor Day.

In each spot we see "Sober Dave" talking on camera about how he likes to have a good time every now and then, while at the same time we see "Good Times Dave" in the background drinking and having fun. Each spot ends with Sober Dave emphasizing that in each scenario he made a plan ahead of time for a safe ride home.

Holiday Dave

Super Fan Dave

Spring Break Dave

Party Dave

Umbrella

The strategy for the Umbrella portion of the campaign was to reinforce the *Plan While You Can* message, but unlike the Dave spots which were a little more light-hearted, these would deliver the message in a more hard-hitting manner with an emphasis on potentially devastating and life-altering consequences.

One spot (produced as a :15, :30 and :60 spot in English and Spanish), *This is the Moment*, follows a young guy over the course of an evening when he's going out drinking with friends. Throughout his evening (starting at home), he points out the multiple "moments" he should have made a plan for a safe ride home but didn't. The spot ends with him getting behind the wheel and into a horrific crash, seriously injuring and possibly killing a little girl. As he puts it "This is the moment that will stay with me forever."

The second spot (produced as a :15 and :30 spot in English and Spanish), *I Didn't Plan*, follows a young woman who also goes out to meet a friend. She didn't plan on drinking but ended up drinking quite a bit throughout the evening and never made a plan to get a sober ride home. We see her choose to drive after drinking and get in a crash that leaves her bound to a wheel chair and unable to care for herself.

This is the Moment

I Didn't Plan

<u>Spring Holidays</u>

A common phrase heard in the Hispanic community, when friends and family gather for a good time, is "Una mas y ya," which translates to "One more and that's it." Tapping into that cultural insight, this :30 spot (Spanish and English) emphasizes the potential danger of using that phrase when drinking. Utilizing a dream sequence, we watch a young Hispanic guy out drinking with friends make that mistake of ordering one more beer and then believing it's safe for him to drive. Fortunately, the dream sequence ends before disaster strikes, and we find him back in reality calling for his sober ride that he had planned for earlier that evening.



Una Mas Y Ya

Faces of Drunk Driving

This year we continued to air the successful series of testimonial TV spots that tell the real-life stories of devastation and heart break caused by drunk driving. To tie these spots in with the overall campaign theme, they now include the *Plan While You Can* end card and VO.

Sean

Chilli

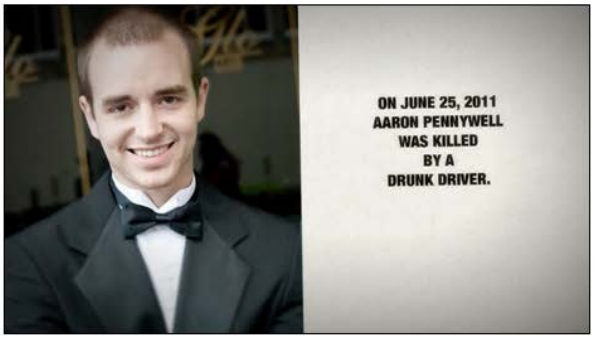

Aaron

Radio

For each of the following flights of the campaign, :15 and :30 radio spots were produced in English and Spanish: Holiday, Football, College & Young Adult, Spring Holidays and Labor Day. These spots were written with the same conceptual approach and messaging strategy as the TV spots, but did not translate exactly from the TV. The emphasis in all the spots was to make a plan for a safe, sober ride home before going out drinking at SoberRides.org.

Out-of-Home

Billboards

Outdoor billboards developed last year for the Holiday, College & Young Adult, and Labor Day flights of the campaign were continued again for this year. Each is very direct and carries the message of enforcement and consequences. All are produced in English and Spanish.



Holiday

College & Young Adult

Labor Day

<u>Frozen Billboard</u>

For the College & Young Adult flight, an additional and unexpected way to get our campaign message in front of our audience at the point of decision was to graphically wrap ice machines at convenience stores as a type of billboard. Like the billboards above, the message focused on enforcement and consequences. It was produced in English only.

College & Young Adult

Gas Stations

For the Holiday and Labor Day flights of the campaign, creative was developed for placement at gas stations. The strategy was to reach our audience with our message near or at the point of decision. In this case, it's while people are fueling up to drive to holiday parties and family gatherings during these holiday times of the year, or popping into the corner store to pick up some alcoholic beverages. Multiple touch points at gas stations include: pump toppers, window clings and beverage cooler clings. All were produced in English and Spanish.

Pump Topper - Holiday

Pump Topper – Labor Day

Beverage Cooler Cling – Holiday (Spanish)

Beverage Cooler Cling – Labor Day

In-Bar Signage

For the Football flight of the campaign, creative was developed for placement in bars. The strategy was to reach our audience with our message of enforcement and consequences at the point of decision... while drinking. All were produced in English only.



Poster & Table Tent

Coaster – front

Coaster - back

Digital

Digital banner ads (static and animated) were produced for each of the campaign flights in multiple sizes/dimensions. Each flight had multiple ad versions, each in English and Spanish. The ads linked to SoberRides.org when the viewer clicked on them. Here is a sampling from each flight.

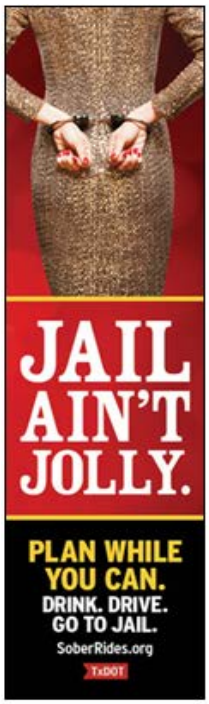

Holiday

Spring Holidays

Football





College & Young Adult

Faces of Drunk Driving





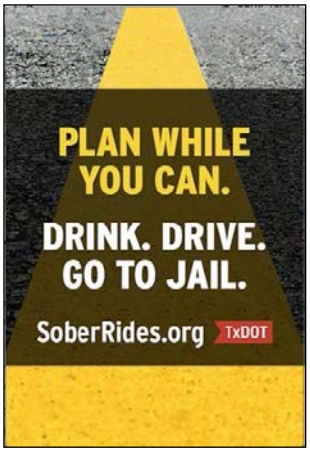

Labor Day

Social Media

Social media calendars were developed for each of the campaign flights, including copy and graphics to be posted on TxDOT social media channels Facebook, Twitter and Instagram. A mixture of graphic animation and video were produced.

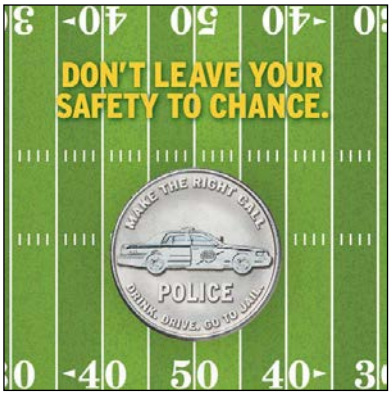

Football



Holiday

College & Young Adult

Spring Holidays

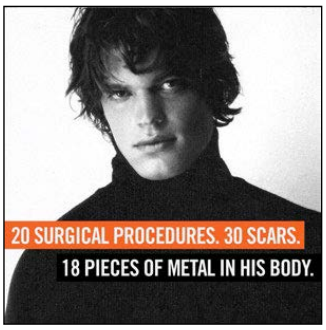

Faces of Drunk Driving

Labor Day

Campaign Collateral Materials

TxDOT Traffic Safety Specialists and coalition partners received posters, educational push cards, and spinning wheel overlays to utilize at community events they attended. The educational push cards were also distributed at grassroots events throughout the year. Posters and push cards were produced in English and Spanish. Spinning wheel overlays were produced in English only.

Football – Poster

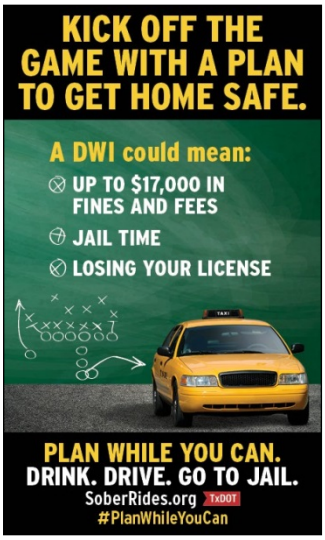

Push Card

Spinning Wheel Overlay

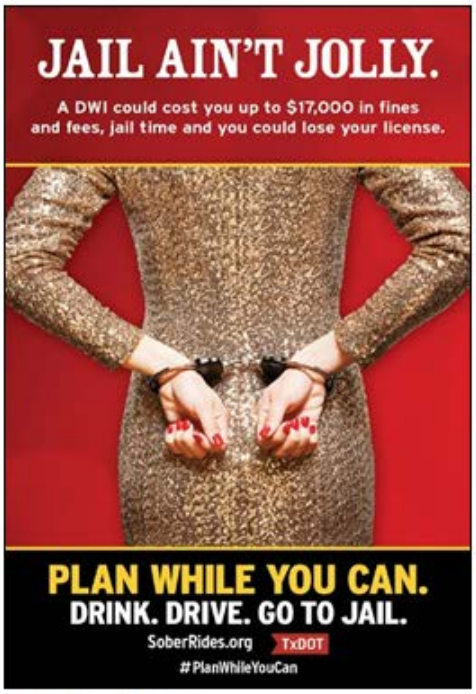

Holiday – Poster

Push Card

Spinning Wheel Overlay

College & Young Adult – Poster

Push Card

Spinning Wheel Overlay

Spring Holidays – Poster



Push Card

Spinning Wheel Overlay

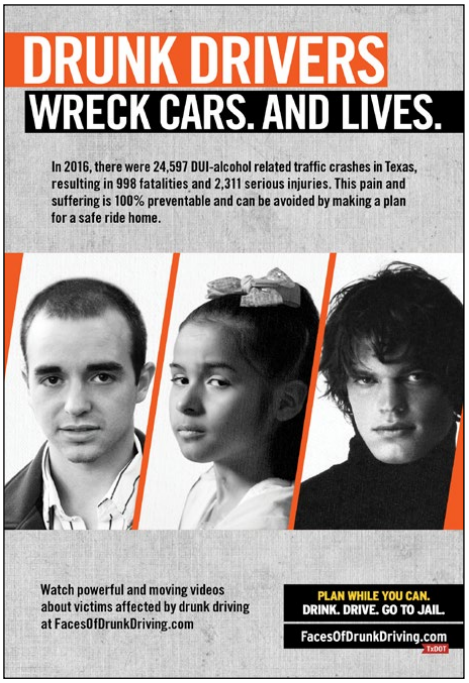

Faces of Drunk Driving – Poster

Push Card

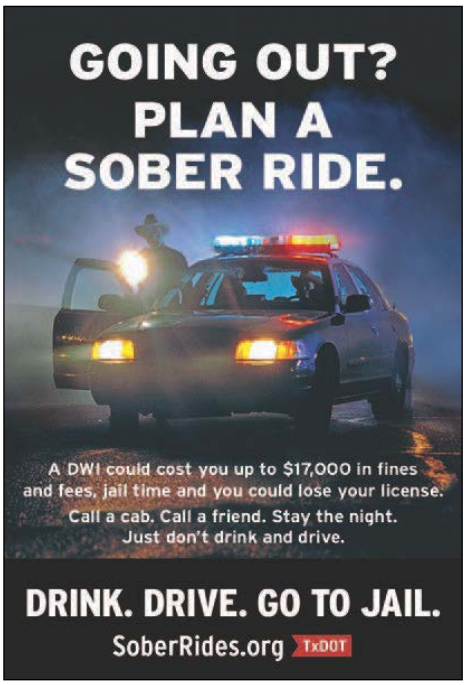

Labor Day – Poster

Push Card

Spinning Wheel Overlay

Grassroots Outreach

Based on the success of the FY16 grassroots campaign as an effective way to engage our young male target audience with the campaign message in a memorable and impactful way, we continued with the Impaired Dodgeball Truck Mobile Experience. The use of gamification attracts our key demographic and allows them to personally experience the slowing affects of alcohol has on a person's reaction time.

Extensive research has been conducted on the impact of gamification and its ability to engage individuals to satisfy their desire for competition and achievement. This approach is so effective that a recent Gartner report states that more than 70% of Global 2,000 organizations will use gamification to attract younger audiences in the near future. Another recent study found that “78% of Millennials are more inclined to become part of a brand [or message] if they have face-to-face interaction with it.”

Using Wii Connect technology, the video game Impaired Dodgeball was created. Participants step up to a large video screen mounted on the side of a campaign-branded glass box truck, have an avatar of themselves projected into the scene of a dodgeball game onscreen, and try to dodge incoming items like footballs, snowballs or beach balls. As they play the approximately 70 second game, the game pauses briefly about every 15 seconds to let the players know that an alcoholic drink has been added, simulating the avatar is drinking which delays the avatar’s tracking of the person’s actual movements. As the game progresses and becomes increasingly more difficult for the participant to dodge the objects, they experience how drinking alcohol slows a person’s reaction time and makes drinking and driving so dangerous.

To engage our target audience where they live and play, we deployed the Impaired Dodgeball truck mobile experience on a year-round grassroots tour attending community festivals and events, college campuses and shopping malls. At each tour stop, Brand Ambassadors wearing Plan While You Can t-shirts engaged our audience with conversation starters such as educational push cards, explained the purpose of the campaign, and invited them to play a game of Impaired Dodgeball.

There were five tour flights:

1) Football
    a. College (October 15 – November 5, 2016)
    b. NFL (August 26 – September 10, 2017)
2) Holiday (December 1 – 27, 2016)
3) College/Spring Break (March 1 – 30, 2017)
4) Spring Holidays (April 15 – May 13, 2017)
    a. Easter/Holy Week
    b. Cinco de Mayo
    c. Mother’s Day
5) Labor Day (August 20 – September 24, 2017)

Football/College

The college phase of the Football flight kicked off in October. Through paid sponsorship packages, we were able to set up and engage college football fans (students and alumni) in the heart of pregame activity at school-sponsored “tailgate parties” at the following games: Rice University in Houston (vs University of Texas - San Antonio), Southern Methodist University in Dallas (vs University of Houston), University of Texas - Austin (vs Baylor University), and Texas Tech University in Lubbock (vs University of Texas - Austin).



Holiday
The Holiday tour of the campaign stopped at 11 markets in 27 days: Houston, RGV/Hidalgo, Lufkin/Nacogdoches, College Station, Austin, Laredo, Corpus Christi, San Angelo, Odessa, Waco/Temple, Dallas. The strategy was to reach holiday shoppers at area malls and the community at local holiday festivals and celebrations.

College & Young Adult
As college students got ready to go on Spring Break in early March, the Impaired Dodgeball tour made stops at several college campuses: UT-Arlington, UT-San Antonio, Wharton County Junior College, and University of Houston. Additionally, the tour made stops at popular spring time events such as the St. Patrick's Day Parade in Dallas, Austin Rodeo and South Texas State Fair in Beaumont, and at the popular spring break destination of South Padre Island.

Spring Holidays

The Holy Week/Easter time of year is a very important time for families and friends to gather and celebrate. Much like Christmas, shopping is a popular activity during Holy Week, so we chose to reach our target audience at the Premium Outlet in the Rio Grande Valley. San Antonio and Corpus Christi have large spring festivals, so we brought the grassroots tour to one of San Antonio's biggest Fiesta events (Oyster Bake – 2 days) and the annual Buc Days festival in Corpus Christi. Additionally, we made tour stops at Cinco de Mayo festivals in Grand Prairie (DFW) and Austin.

Labor Day

This flight of the campaign ran mid-August through Labor Day weekend and into mid-September, a time of year when people celebrate the end of summer and college students are back in school. To engage these audiences, we scheduled tour stops at several colleges and festivals: University of Texas – Austin, University of Texas – El Paso, Midwestern Texas State University (Wichita Falls), TX A&M - Commerce Football Game (Paris), North Texas State Fair (Denton), Brady Goat Cook-off, West Texas Fair & Rodeo (Abilene), Jefferson Cruise Night, Amarillo Bulls Hockey Game, Childress United Supermarket, and Fiesta Patrias (Ft. Worth).

Football/NFL

The NFL phase of the Football flight targeted football fans at two Dallas Cowboys games. Through our partnership with iHeart Media, we were able to set up in the Arlington Convention Center parking lot near the Cowboys stadium. Each activation was promoted by a local iHeart radio station with on-air mentions, social media posts, and live remotes from the activations.

An additional element to the grassroots tour stops was a campaign-branded video kiosk. Utilizing an existing video kiosk previously used for the FY16 Faces of Drunk Driving grassroots tour, we repurposed it by designing campaign-specific graphics to go on the face of the kiosk, and edited a 2-minute looping video showing a mixture of :30 TV spots and a montage of people playing impaired dodgeball. The looping video was edited for each flight to include a TV spot specific to the campaign flight (i.e. Super Fan Dave for the Football flight tour stops). The kiosks were positioned near the front of the game setup where people waited to play a game or were watching people play the game.

Video Kiosk – Football

Holiday

College & Young Adult

Spring Holidays

Public Relations

The *Plan While You Can* Holiday kick-off press conference was held at the Wortham Theater Center in Houston. The kick-off press conference for the College & Young Adult flight of the campaign was held on the University of Texas – Arlington campus. The third and final kick-off press conference launching the Labor Day flight was held at the Bullock Texas State History Museum in Austin. These three flights were selected for these press conferences to coincide with and take advantage of these high-visibility enforcement times of the year.

At each of the press conferences, attendance by a large contingency of local law enforcement and state troopers communicated a strong unified enforcement message. The Impaired Dodgeball truck was present to serve as a strong visual component for two of them and was operational at all three to allow media to film the game in action for greater visual material.

For each flight of the campaign, except for Spring Holidays and Football, a statewide press release was distributed. Additionally, key messaging, FAQs, and media talking points (English and Spanish) were created for TxDOT media relations, Public Information Officers (PIOs) and Traffic Safety Specialists (TSSs) in preparation for media and community events.

A media advisory was distributed for every grassroots tour stop for each campaign flight, except Football, to the local media, inviting them to come out to cover the Impaired Dodgeball experience. The Impaired Dodgeball truck served as a strong visual backdrop for the local press coverage.

Holiday Press Conf. – Wortham Center/Houston

College/Spring Break Press Conference – UT Arlington

Labor Day Press Conference – Bullock Museum/Austin

Faces of Drunk Driving Media Tour

In an attempt to provide fresh perspectives and a local angle to the Faces of Drunk Driving phase of the Statewide Impaired Driving campaign, GDC proposed a seven-market media tour as public relations support to the paid media campaign. The media tour featured victims local to those markets who could share the story of their own personal involvement in an impaired driving crash.

GDC worked with community partners (local MADD programs and victim service organizations) and TxDOT district TSSs and PIOs to recruit participants to engage in media interviews in their respective markets. GDC vetted these participants to act as spokespeople by conducting in-depth interviews, performing background checks and providing any necessary media training. Once approved for the campaign by TxDOT, GDC worked directly with the victims, and TSSs and PIOs in the districts that were included in the tour, to pitch the campaign to local broadcast media and coordinate interviews.

Despite the busy summer season, GDC coordinated at least one broadcast interview in each market included in the tour, generating over $45,000 in earned media value in less than one month. Additionally, GDC developed a robust bank of impaired driving victims throughout the state who are interested in supporting the campaign as spokespeople for future efforts.

Partnerships

At each grassroots event, contestants who played Impaired Dodgeball and won got to spin the prize wheel for a chance to win gift cards and coupons from over 75 area restaurants, entertainment venues and retailers.

Though our media partners iHeart Media and Univision, we were able to negotiate access to nine events for the Impaired Dodgeball tour at no cost.

Overall Campaign Value

Earned media resulted in $13,985,112.30 in added value and 275,859,177 impressions. Paid media match resulted in $2,827,183.66 in added value and 401,849,077 impressions. With $16,812,295.96 in total added value, the Statewide Impaired Driving *Plan While You Can* campaign delivered more than a 4:1 return on the $4,000,000 investment.

See summary of FY17 match results on next page.

Match - FY 2017 Statewide Impaired Driving Campaign

Paid Media Type	**Match for Paid Media Placements - Estimate**	**Match for Paid Media Placements - Actual**
TV/Cable	$700,000.00	$1,433,172.40
Radio	$570,000.00	$708,576.00
Out-of-home	$630,000.00	$531,408.14
Digital/Online	$400,000.00	$154,027.12
Paid Media Sub-total	**$2,300,000.00**	**$2,827,183.66**
Earned Media Type	**Earned Media Match - Estimate**	**Earned Media Match - Actual**
Public Relations	$2,300,000.00	$11,549,174.00
TX Association of Broadcasters	$400,000.00	$2,310,224.00
Social Media	NA	$125,714.30
Earned Media Sub-total	**$2,700,000.00**	**$13,985,112.30**
FY17 Match Totals	**Estimate**	**Actual**
Total Match	**$5,000,000.00**	**$16,812,295.96**

BE SAFE. DRIVE SMART. CAMPAIGN
September 1, 2016 – August 31, 2017

Campaign Overview
In 2016, there were 3,773 motor vehicle traffic fatalities on Texas roads — an increase of 5.45% from 2015. The unfortunate truth is that these deaths, and all of the injuries that also take place on our roadways, are nearly all the result of human error.

And with the rapid population growth in the state putting more people and more vehicles on roads and highways, drivers have an ever-more-urgent responsibility to not only protect themselves, but also to look out for others.

In 2015, TxDOT merged three campaigns — Be Safe. Drive Smart. General Topics, Energy Sector and
I-35 — under an overarching *Be Safe. Drive Smart.* marketing campaign to create synergy in raising public awareness to help reduce deaths caused by vehicle crashes, especially those due to human error and driver inattention on Texas roadways. The goals of this marketing campaign were to:

1. Increase public awareness on the dangers resulting from speeding, drowsy driving, school zone safety, winter driving safety and flash flooding.
2. Increase public awareness on the dangers resulting from an increase of industrial traffic and congestion in the state counties where oil and gas activity had increased.
3. Increase public awareness of the dangers resulting from continuous and longer than normal work zones and the resulting congestion.

To accomplish the above goals, GDC created a strategic marketing campaign based upon the following objectives:

- Creating a highly impactful marketing campaign with clear messaging and creative components that uniquely resonated with our key target audience.
- Conducting a statewide paid media campaign focusing on our key target audiences in our primary markets during strategic times throughout the year.

- Conducting an aggressive public relations campaign that included grassroots, interactive events and community outreach to our key target audiences where they live, work, play and learn.
- Building upon existing GDC and TxDOT relationships to grow public and private partnerships that maximized reach and distribution.
- Securing a minimum of $2.4 million in added-value through paid media, media match and earned media.

In the Energy Sector, GDC continued to use the original strategic marketing campaign, and while cognizant of the decline in the Energy Sector boom, the messaging was still clear and relevant for 2017: Stay Alert, Stay Alive.

For the General Topics component of the campaign, GDC continued to utilize existing 'own up' messaging and completed the revamp of DriveSafeTexas.org. This site is a comprehensive resource that consists of all campaign videos that can be used by the public to remind them about being a safe driver. GDC also finalized the School Zone, Aggressive Driving and Suburban Texas Road Watcher interactive experience scenarios to be used in FY18.

PAID MEDIA and ADDED-VALUE OVERVIEW

TxDOT placed $1.5 million in paid media throughout the fiscal year. Following are the details of the media purchases for each campaign:

Target Audience
Primary: Adult Drivers, 18-years plus
Secondary: Hispanic Adult Drivers, 18-years plus

General Topics

Flight Dates:
- April 3 through May 14, 2017
- July 17 through August 27, 2017

Markets: Statewide

Added-Value:
- Cable and Spot TV, :30, English and Spanish
- Radio, :30, English and Spanish
- Digital (Mobile, Display)
- 24-hour site takeover, digital ads and :15 script reads in the Dallas market

I-35

Flight Dates:
- March 13 through April 9, 2017
- July 3 through July 31, 2017

Markets:
- Austin
- Dallas/Ft. Worth
- Laredo
- San Antonio

- Waco

Paid Media:
- Radio, :30, English and Spanish
- Traffic Sponsorships, :15, English and Spanish
- Digital (Mobile, Video, Retargeting, Facebook, Search), English and Spanish
- Billboards (14’ x 48’), English and Spanish
- Gas Pump Toppers, Window Clings, Beverage Clings, English and Spanish
- Gas Station TV, :15, English and Spanish

Added-Value:
- Bonus cable, TV spots, radio spots, traffic sponsorships, banner impressions, window/beverage clings and overrides on gas pump toppers
- My35.org Sweepstakes trip to Las Vegas, Sweepstakes fulfillment and three all-inclusive activations

Energy Sector

Flight Dates:
- October 17 through October 31, 2017 (High School Football remotes only)
- February 6 through April 5, 2017
- May 29 through June 25, 2017

Markets:
- Bryan/College Station
- Dallas/Ft. Worth
- Laredo
- Odessa/Midland
- San Angelo
- San Antonio

Paid Media:
- Cable & Spot TV, :30, English and Spanish
- Radio, :30, :15, English and Spanish
- Digital (Mobile, Display, Video, Facebook), English and Spanish
- Traffic Sponsorships, :15, English and Spanish
- Billboards (14’ x 48’), English & Spanish
- Gas Pump Toppers, Window Clings, Beverage Clings, English and Spanish

Added-Value:
- Two iHeart radio remotes for Friday Night Road Watcher activations
- Bonus cable, TV spots, radio spots, traffic sponsorships, banner impressions and overrides on gas pump toppers
- Grassroots event activations

FY 2016-2017 Be Safe. Drive Smart. Paid Media Recap			
Media	**Description**	**Budget**	**Impressions**
Cable	:30 English and Spanish	$256,048.90	5,955,703
Radio	:30 and :15, English and Spanish	$427,210.29	59,263,444
Digital	Desktop, Mobile and tablets, Banner Display ads, video & social platforms, Facebook, Search	$153,386.05	17,836,159 Imps (87,749 clicks)
Out-of-Home	Bulletins, Gas Pump Toppers	$720,000.00	601,752,674
Grand Total		**$1,556,645.24**	**684,807,980 Imps (87,749 clicks)**

CREATIVE OVERVIEW

The *Be Safe. Drive Smart.* initiative covers a wide array of messages from driving conditions, work zone safety, drowsy driving, winter driving and more including focused messaging specifically for the Energy Sector and I-35 corridor. The creative approach identifies an overarching strategy to address our campaign needs: reinforcing personal accountability by reminding drivers that when they are behind the wheel, they have a personal responsibility to keep themselves, their families and others around them safe.

General Topics

In FY 2016, GDC developed four educational-style videos and radio PSAs in English and Spanish, that are housed on DriveSafeTexas.org and leveraged for free news media time. The PSAs and their corresponding subjects are:

"Double Cross" – Pedestrian Safety

"Double Drowsy" – Drowsy Driving



"Emoticon" – Emotional Driving

"Reflector" – Wrong Way Driving

The coordinating radio spots are:

- “Reflectors” — :30 English
- “Emotions” — :30 English
- “Driving Drowsy” — :30 English
- “Pedestrian” — :30 English

The campaign also featured posters and push cards (Pedestrian Safety, Work Zone, Speeding and School Zone Safety) with messaging the promoted driver ownership and personal accountability. The posters were in English and the push cards were double-sided, with English on one side and Spanish on the other, and printed and shipped to our TSSs.

Pedestrian Safety Push Card (Eng)

Pedestrian Safety Push Card (Span)



Speed Limit Safety Poster



School Zone Safety Poster

Work Zone Safety Poster

In addition, the General Topics utilized existing digital banners to fill in any relevant gaps in safety messaging that exist in the current library of assets. The digital banner messaging is to 'own' your actions and to always *Be Safe. Drive Smart.*

TxDOT and GDC developed a library of animated social media posts to use on TxDOT's social media channels (Facebook, Twitter and Instagram) to raise awareness of or highlight specific driver safety topics. The posts developed for FY 2017 focused on low water crossings, drowsy driving, school zone awareness, and pedestrian safety.

Turn Around Don't Drown

School Zone Safety

Pedestrian Awareness Safety

I-35 Corridor

Interstate 35 continues to act as one of the most important and heaviest traveled thoroughfare in Texas. It covers 588 miles in Texas and serves as a backbone for Texas drivers. Our strategies to effectively address the safety concerns along the I-35 corridor were two-fold: 1) reach drivers with simple and clear safety messages; and 2) emphasize the importance of planning ahead with inactive drivers by promoting My35.org as a resource to find up-to-date information on work zones and driving conditions along I-35.

In FY 2017, GDC used the current Work Zone Safety PSA, which was produced in English and Spanish, with messaging and imagery of individuals holding safety signs, showcasing the important personal stake involved in the work zones along and on I-35. The call to action sent viewers to visit My35.org for up-to-date information regarding driving conditions and construction along I-35.

I-35 Work Zone Safety PSA

Additionally, for FY 2017, this messaging and imagery evolved into new creative pieces for other media, such as out-of-home billboards and various window/beverage clings, under the I-35 initiative and in other parts of the *Be Safe. Drive Smart.* campaign.

This revamp also included animated digital banners to run as both paid media and added-value. The digital components for desktop/laptop and mobile audiences also helped to fill in any relevant gaps in safety messaging that exist in the current library of assets. Digital pre-roll videos featuring the I-35 Works Zone PSA were also run through the paid media buy.

My35.org Sweepstakes
GDC partnered with iHeartMedia once again to offer a new contest and prize for the I-35 Sweeps. The grand prize: an all-inclusive trip to Las Vegas for an iHeart Radio concert.

GDC rebranded the quiz contest campaign effort with new colors and background to inform the public about I-35 and driver safety. The quiz featured questions about I-35 and general safe driving behaviors and was crafted to relate with what the public knows and to inform and teach the public about what they may not know.

All related I-35 creative materials incorporated the regular I-35 safety messaging creative and information about the Las Vegas trip giveaway. The media buy included gas pump toppers and window and beverage clings, all at convenient stores along the I-35 corridor.

My35.org Sweepstakes Grassroots Tour
In addition to being promoted via traditional advertising mediums, the sweepstakes was also promoted through a grassroots program executed at concerts along I-35 to coincide with the music theme of the giveaway. These concerts were provided as added value through our partner, iHeartMedia.

- Balcones Heights Jazz Festival in San Antonio: Friday, July 21st, 2017
- Vans Warped Tour in Dallas: Friday, July 28th, 2017
- Country Music Live in Austin: Saturday, July 29th, 2017

At tour stops, the *Be Safe. Drive Smart.* My35.org outreach team engaged with concert-goers, inviting them to take the *My35 IQ Quiz* via iPads. All quiz participants not only received the opportunity to win the trip and complimentary gift cards, they received an educational push card driving them to My35.org, BSDS branded string bags and lip balm.

My35.org Sweepstakes Contest Results

- Unique page views: 1,231
- Registrations: 1,405
- Estimated Impressions for My35.org Sweepstakes: 44,908,007
- Earned Media Value: $1,826,053.48

Energy

During FY 2017, traffic and production within the Energy sector slightly decreased, but our messaging remained important. With less traffic on rural roads, GDC continued with their strategic safety message to *Stay Alert, Stay Alive*. This message was focused toward the areas that were more dangerous due to narrow, two-lane roads where large trucks were coming towards smaller vehicles. GDC continued utilizing TV, radio, outdoor and gas pump toppers to get the message out.

DriveSafeTexas.org

During FY 2017, GDC focused on revamping the existing DriveSafeTexas.org websites look and feel, along with uploading all TxDOT campaign videos, which include Impaired Driving, Faces of Drunk Driving, Click It or Ticket, Motorcycle Awareness and General Topics.

GDC also worked to modify the website search function to make it more user friendly. In addition to revamping the website, GDC also created a Direct Mail postcard and an e-blast that spoke to the website revamp.

The post card was printed and mailed to each TxDOT TSS. The card was meant to be placed in safety areas, used at events and be informational to the public. The e-blast also went out to TxDOT subgrantees.

PUBLIC RELATIONS

On April 3, 2017, TxDOT kicked off Work Zone Awareness Week, the annual campaign held at the start of the spring construction season to urge safe driving through work zones. GDC prepared for Work Zone Awareness Week by coordinating a press release template, a media alert template, talking points/FAQs and a PIO kit. This kit contained a “Humans at Work” concept with four (4) work zones signs and a *Be Safe. Drive Smart*. banner to be used by PIOs in district press events. Due to the TxDOT Centennial Celebration, no Work Zone Safety Week press conference was held in FY 2017.

GDC also developed the following materials:

- Talking Points and localized Media Alerts for the Friday Night Road Watchers Tour
- Talking Points and localized Media Alerts for the Spring Texas Road Watchers Tour
- Statewide Release and Talking Points for the My35.org Sweepstakes
- Talking Points for School Zone Safety
- Talking Points for Winter Weather
- Talking Points for Turn Around, Don't Drown
- Talking Points for Aggressive Driving

GRASSROOTS

Friday Night Road Watchers Tour

The Texas Road Watcher mobile experience visited three High Schools during select varsity football game in Energy Sector markets:

- Odessa Permian High School vs. San Angelo High School (10/21/16)
- San Antonio Roosevelt High School vs. Robert E. Lee High School (10/28/16) **
- Grapevine High School vs. Birdville High School (11/4/16) **

**Activations included two :15 emcee reads and PSA's on the main video board during the game.



To coincide with the Friday Night tour, GDC created a social media contest where participants were asked to use the hashtag #besafesdrivesmart and show how they *Be Safe and Drive Smart*, as well as tag their school on Instagram. Two winners were selected each week and were awarded a $20 gift card donated by participating partners.

Spring Texas Road Watchers Tour

In 2016, we launched the very successful Texas Road Watcher interactive experience, based upon changing people's perspective to draw attention to safe vs. unsafe driving behaviors. The box truck contained the front half of a car, including drivers and passenger seats where two contestants observed the behavior of the driver and the situations and conditions of the road. Their positions in the back seat allowed them to interact with the screen when they recognized unsafe behavior. The game kept score and named a winner, who received a prize. Built in social sharing via a framed photo sent to participants' emails allowed them to share the message with their families and friends.

The Texas Road Watcher interactive experience visited 16 districts between January – May 2017, which included the following festivals and community events:

- Ft. Worth Stock Show & Rodeo (1/28/17)
- San Angelo Rodeo (2/4/17)
- Laredo Jalapeño Festival (2/18/17)
- San Antonio Stock Show & Rodeo (2/22/17)
- Mardi Gras Galveston (2/25/17)
- Downtown Bryan First Friday (3/3/17)
- Midwestern State University (3/8/17)
- Dallas St. Patty's Day Parade (3/11/17)
- Austin Stock Show & Rodeo (3/18/17)
- Abilene Christian University Baseball (3/21/17)
- Amarillo Venom Football (4/2/17)
- Midland Rockhounds Baseball (4/7/17)
- El Paso Chihuahuas Baseball (4/20/17)
- Longview Rodeo (4/22/17)
- Buc-ees Temple (4/29/17)
- Corpus Christi Buc Days (5/6/17)

At each event, a three-member outreach team, wearing *Be Safe. Drive Smart*. t-shirts, circulated through the crowds handing out *Be Safe. Drive Smart.* push cards and directed people to the Texas Road Watcher truck to experience the game. 737 games were played by 1,460 players. While all participants received push cards with messaging aligned with the *Be Safe. Drive Smart.* campaign, winners also received a gift card from community sponsors such as Whataburger, Landry's, Texas Roadhouse or Sonic, among others.

Estimated Impressions at Texas Road Watcher Tour Events: 90,500
Earned Media Value: $95,639

Partnerships
At each grassroots event, contestants who played the Texas Road Watcher interactive experience and won was invited to spin the prize wheel for a chance to win gift cards and coupons from area restaurants, entertainment venues and retailers.

Though our media partner iHeart Media, we were able to negotiate access to four events for the Texas Road Watcher tour at no cost. They provided coordination and radio remotes for the three Friday Night Road Watcher Grassroots tour, as well as coordination, events and prize for the My35.org Sweepstakes.

Match - FY 2017 *Be Safe. Drive Smart.* Campaign

Paid Media Type	**Match for Paid Media Placements - Estimate**	**Match for Paid Media Placements - Actual**
TV/Cable	$256,048.90	$114,414.00
Radio	$427,210.29	$570,155.00
Out-of-home	$720,000.00	$921,870.00
Digital/Online	$153,386.05	$32,750.00
Paid Media Sub-total	**$1,556,645.24**	**$1,639,189.00**
Earned Media Type	**Earned Media Match - Estimate**	**Earned Media Match - Actual**
Public Relations	$1,500,000.00	$2,480,113.78
TX Association of Broadcasters	$320,000.00	$2,095,734.00
Social Media	NA	$93,107.38
Earned Media Sub-total	**$1,600,000.00**	**$4,668,955.01**
Total Match	**$3,156,960.60**	**$6,308,144.01**

FY 2017 Click It or Ticket Public Information and Education Campaign

October 1, 2016 through September 30, 2017

According to the National Highway Traffic Safety Administration (NHTSA), Texas is one of only 19 states that have achieved at least 90 percent statewide seat belt usage. NHTSA also estimates that the *Click It or Ticket* initiative in Texas has saved 5,068 lives and prevented almost 86,359 serious injuries, and saved more than $19.3 billion in related economic costs in the period from its inception in 2002. However, in many Texas cities, nighttime restraint rates drop precipitously. In 2016 there were still 2,580 reportable motor vehicle crashes in Texas in which unrestrained vehicle occupants sustained fatal or serious injuries. Many of these fatalities and serious injuries might have been prevented by simply buckling up. In fact, wearing a seat belt reduces the risk of a fatal injury to a person in the front seat of a passenger car by 45 percent. For those in pickup trucks, which are more likely to roll than passenger vehicles, the risk of fatal injury is reduced by up to 60 percent.

For FY 2017, TxDOT created new, hard-hitting TV and radio public service announcements featuring survivors of traffic crashes in which seat belts played a central role. These consequence-focused messages were combined with enforcement-based messages emphasizing nighttime seat belt use. This bilingual, multimedia campaign included extensive paid media and earned media strategies as well as a sports marketing partnership with FOX Sports Southwest.

Pandora mobile ad

Paid Media

Paid media for the FY 2017 *Click It or Ticket* campaign focused on a two-week period from May 22 through June 4, 2017, with some elements, such as sports marketing, beginning in early May and extending throughout the summer. The media mix included radio and out-of-home advertising, both proven strategies for reaching people in vehicles when an enforcement message is particularly relevant. Digital ads, targeted TV, sports marketing, and event marketing were also used to reach young people, pickup truck drivers, and passengers with a strong enforcement-based message. The Spanish-language radio, TV, and digital ads delivered messages to bilingual and non-English-speaking Hispanics.

Paid Media Overview

Primary Target: Adults 18 – 34

Secondary Target: Texas pickup drivers and their passengers, with an emphasis on males 18 – 34

Media Markets: Statewide, with emphasis on the following counties: Bastrop, Bell, Bexar, Chambers, Dallas, Denton, El Paso, Ft. Bend, Gregg, Kaufman, Harris, Hays, Hidalgo, Liberty, Midland, Orange, Robertson, Tarrant, Travis, Webb, Wichita, and Wood

Media:
Spot 30-second and 15-second TV (English and Spanish)
Spot 30-second radio (English and Spanish)
FOX Sports Southwest – Texas Rangers pre-game billboard, 30-second and 15-second TV spots during Texas Rangers and Big XII football, 15-second PSA spots, "Safe Days of Summer" promotion, and social media posts
Professional Bull Riders (PBR) arena signage and announcer mentions
Minor league baseball stadium signage, radio spots, and PSA spots
Billboards
Online and mobile video and banner ads and pre-roll video, Pandora online and mobile ads, and Facebook promoted static and video posts

Media Flight Dates:
TV: 5/22/17 – 6/4/17
FOX Sports Southwest TV: 5/22/17 – 6/4/17
FOX Sports Southwest Partnership: 5/1/17 – 9/30/17
Radio: 5/22/17 – 6/4/17
Outdoor Billboards: 5/8/17 – 6/4/17
Pumptoppers and Window Clings: 5/9/17 – 6/5/17
Sports Marketing: 5/1/17 – 8/31/17
Event Marketing: 5/1/17 – 8/31/17
Interactive and Mobile: 5/1/17 – 6/4/17

This digital ad features a call to action to watch a real story that emphasizes the importance of nighttime seat belt use.

Paid Media Summary, *Click It or Ticket* Campaign, FY 2017

Media	Budget	Description	Impressions
Spot Radio	$140,733	30-second and 15-second radio spots on 122 stations in Abilene, Amarillo, Austin, Beaumont, Bryan, Corpus Christi, Dallas/Fort Worth, El Paso, Houston, Killeen/Temple, Laredo, Lubbock, Lufkin/Nacogdoches, Midland/Odessa, Rio Grande Valley, San Angelo, San Antonio, Tyler, Waco, and Wichita Falls markets. Total of 7,530 spots in English and Spanish.	10,057,000
Spot TV	$341,964	30-second and 15-second TV spots on 87 stations in Austin, Beaumont, Dallas/Fort Worth, El Paso, Houston, Laredo, Midland/Odessa, Rio Grande Valley, San Antonio, Tyler, Waco, and Wichita Falls markets. Total of 11,767 spots in English and Spanish.	12,170,000
	$171,713	FOX Sports Southwest Network statewide, Texas Rangers pre-game, in-game, and post-game features, 30-second and 15-second spots.	11,121,000
Outdoor (Billboards)	$133,700	Outdoor billboards at 50 locations in Abilene, Amarillo, Austin, Beaumont, Brownwood, Bryan/College Station, Corpus Christi, Dallas/Fort Worth, El Paso, Houston, Laredo, Lufkin/Nacogdoches, Lubbock, Midland/Odessa, Rio Grande Valley, San Angelo, San Antonio, Sherman, Texarkana, Tyler/Longview, Victoria, Waco/Temple, and Wichita Falls.	89,994,725
Minor League Baseball	$95,050	Partnership with 7 teams that includes in-stadium banners, 30-second video spot, radio spots in-game broadcasts, PA announcements, and other campaign messaging.	15,402,217
Professional Bull Riders	$12,600	Chute and arena signs, PA announcements, 30-second spot on video screen, and other campaign messaging at nine events throughout Texas.	158,400
Digital	$110,398	Statewide, video and static banner ads on online ad networks; banner ads on mobile ad networks; Facebook newsfeed ads; Pandora digital radio ads; and GasBuddy banner ads.	19,929,402
TOTAL	**$1,006,158**		**158,832,744**

Added Value

Added value achieved through negotiations with media vendors exceeded TxDOT's investment in paid media for the *Click It or Ticket* campaign. Bonus (free) TV and radio spots were valued at $625,007. Added value amounts from out-of-home advertising totaled $136,960 and included billboard overrides, bonus gas station window clings, and negotiated lower monthly rates. Bonus digital ad impressions and clicks contributed an additional $14,492. Sports marketing including Professional Bull Riders events, minor league baseball, and a FOX Sports Network Southwest media buy contributed a combined $723,535 in added value. The total added value generated by paid media was $1,499,994.



Professional Bull Riders banner

Earned Media

Terry Pence, TxDOT Traffic Safety Section Director

Throughout May, TxDOT held media events in cities across Texas to educate the public on the lifesaving benefits of buckling up. The series kicked off with a press event in Austin and continued to Dallas, Houston, El Paso, San Antonio, Laredo, Harlingen, Odessa, Wichita Falls, Waco, Tyler, and Beaumont. Each event emphasized the 15th anniversary of the campaign and was anchored by a backdrop of a giant sculpture of the number 5,068—a reminder of the lives saved by seat belts since the campaign began in 2002.

The 12 media events and news releases generated 778 local TV news stories and 59 radio segments that garnered 55.3 million impressions. TV and radio coverage generated a value of $1,404,478; 56 print articles generated a value of $129,247; and 280 online hits generated a value of $1,210,766. The total publicity value of news media coverage of the campaign was $2,744,491.

Social Media

As an integrated part of the campaign's outreach efforts, a series of social media posts conveyed the serious message that failing to buckle up can be deadly. Video posts ranging from a rollover crash simulation without seat belts to survivors' testimonials about crashes they've witnessed to professional bull rider Shorty Gorham urging people to buckle up generated thousands of social media engagements for this year's campaign. In addition, many of the posts promoted a new online quiz to test people's driving habits and attitudes about seat belts. In May and June, posts reached 7,307,379 people.

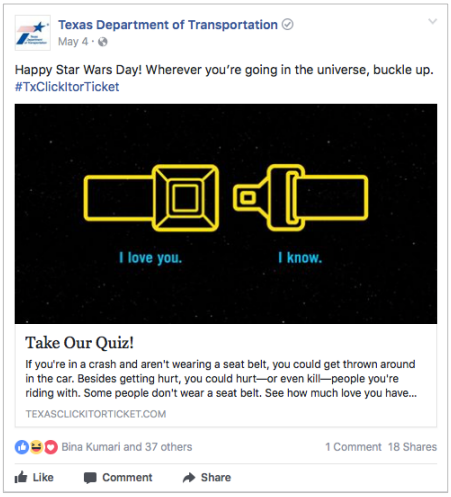

May 4th social media post

Using the values provided by TxDOT for likes, shares, comments, and video views on Facebook, Twitter, and other social media sites, the total earned media value generated by the campaign's social media activities was $20,681.

Outreach and Partnerships

In FY 2017, Sherry Matthews Advocacy Marketing continued to build upon its successful partnership with FOX Sports Southwest with the "Safe Days of Summer" program, which ran throughout the Texas Rangers baseball season and into the Big XII football season. This program ran for five months and included PSA spots featuring FOX Sports announcer talent, on-air and on-screen announcements, social media posts, and giveaways.

The Professional Bull Riders (PBR) association, with nine events across the state, continued to be an optimal way to educate our target audience of males ages 18-34, especially those who drive pickup trucks. These events included elements ranging from banners and videos to event program ads and announcer mentions.

TxDOT distributed thousands of informational cards, informative hand fans, notepads, and hundreds of campaign posters to Traffic Safety Specialists and its district offices to support public education efforts. TxDOT also provided more than 10 statewide partners with these materials and created an online portal to allow partners to access and distribute them. The department's Facebook, Twitter, and YouTube channels also shared campaign messages statewide.

Bilingual, informational hand fans produced in English and Spanish

Overall Campaign Value

In FY 2017, TxDOT spent $1,984,416 on the *Click It or Ticket* campaign. The added value from paid media vendors totaled $1,499,994. Earned media and social media activities contributed $2,765,172. Combined, these totaled $4,265,166 in overall value for the *Click It or Ticket* campaign in FY 2017. For every dollar TxDOT invested in the program, it saw an approximate $2.15 return on investment in added value.

FY 2017 Motorcycle Safety Awareness *Look Twice for Motorcycles* Public Information and Education Campaign

October 1, 2016 through September 30, 2017

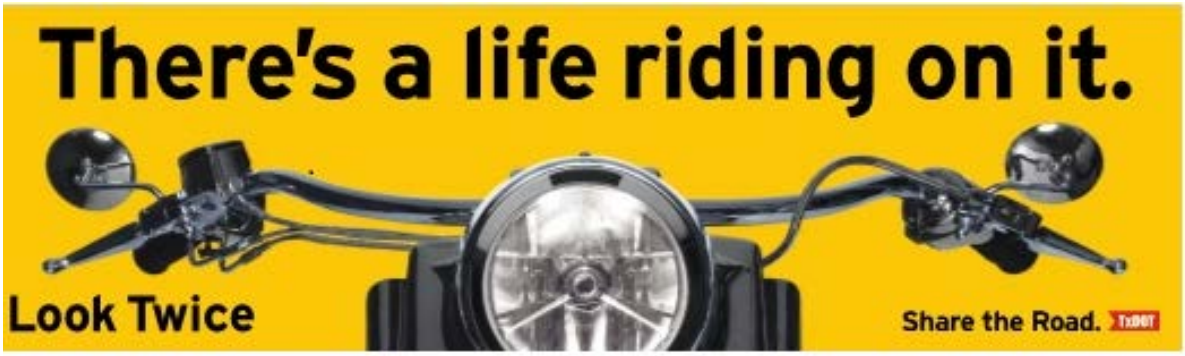

With nearly 400,000 registered motorcycles and more than one million licensed motorcycle operators in Texas, on any given day motorists are likely to find themselves sharing the road with one or more riders. This leads to an increased risk of crashes between motorcycles and motor vehicles, which can be catastrophic for the motorcyclist. According to the National Highway Traffic Safety Administration (NHTSA), motorcyclists are five times more likely than a car driver or passenger to be injured in a crash and 29 times more likely to die. Last year alone, 493 riders died and 2,006 were seriously injured in motorcycle crashes. For this reason, TxDOT has made motorcycle safety a priority by continuing its public education campaign aimed at motorists, *Look Twice for Motorcycles*. Launched in 2010, this campaign seeks to remind motorists that they must take extra precautions to "see" motorcycles on the road. Campaign components include spot radio, TV and radio PSAs, outdoor, online advertising, social media, and earned media activities.

Paid Media

TxDOT's FY 2017 paid media campaign targeted adult drivers from 18 to 54 years old with emphasis in six key markets highly affected by motorcycle crashes. The campaign featured radio spots, billboards, and gas station pumptoppers in both English and Spanish. It also used digital ads, videos, and Facebook promoted posts, along with TV and radio PSA placements to extend the message statewide. The campaign ran throughout May, which is Motorcycle Awareness month, and the message focused on reminding motorists to take extra precautions to check for motorcycles.

Target Audience: All drivers, 18 – 54

Media Markets: Austin, Dallas/Fort Worth, El Paso, Houston, San Antonio, and Waco
Statewide—digital buy only

Media: Spot 30-second and 15-second radio (English and Spanish)
Spot 30-second and 15-second TV PSAs (English and Spanish)
Billboards (English and Spanish)
Pumptoppers
Online and mobile video and banner ads and pre-roll video, Pandora ads (English and Spanish), and Facebook promoted posts

Media Flight Dates: Radio: 5/1/17 – 5/21/17
Billboards and Pumptoppers: 5/1/17 – 5/28/17
Interactive and Mobile: 5/1/17 – 5/31/17

Paid Media Summary, *Look Twice for Motorcycles*, May 2017

Media	Budget	Description	Impressions
Spot Radio	$64,840	30-second and 15-second radio spots on 48 stations in Austin, Dallas/Fort Worth, El Paso, Houston, San Antonio, and Waco markets. Total of 3,518 spots in English and Spanish.	29,905,000
Billboards	$67,980	Outdoor billboards at 18 locations in Austin, Dallas/Fort Worth, El Paso, Houston, San Antonio, and Waco/Temple.	50,311,758
Gas Station Ads	$27,500	Pumptoppers at 100 locations in Austin, Dallas/Fort Worth, El Paso, Houston, San Antonio, and Waco/Temple/Killeen.	7,569,100
Digital	$46,310	Statewide, pre-roll video, mobile banner ads, Pandora digital radio ads, Facebook newsfeed ads.	10,389,765
TOTAL	**$206,630**		**98,175,623**

"Invisible" :30 and :15 TV PSA

Added Value

Paid media value-add services in the form of bonus spot rotations, bonus billboards, pumptopper overrides, and bonus gas station window clings plus added-value clicks and impressions online totaled $296,876. Added value of $289,630 was also achieved through TV and radio PSA placements that ran throughout the summer.

Earned Media

TxDOT distributed English and Spanish news releases to news outlets throughout Texas and conducted a press conference launch event in Austin. In addition, media interviews were pitched in the five media markets hosting events, including Dallas/Fort Worth, El Paso, Houston, Waco, and San Antonio. Talking points and facts sheets in English and Spanish were provided to local contacts along with enhanced b-roll in each market. Earned media made more than 11 million impressions and generated $674,154 in public relations value for the "Look Twice" message through combined broadcast, print, and online coverage.

Campaign launch press event at the Long Center

Example of social media road sign

Social Media

Social media proved to be a successful outreach avenue in this campaign, with posts on Facebook and Twitter generating thousands of engagements. Video posts were used to remind the public how hard it is to see a motorcycle on the road. These posts were designed drive home the “Look Twice” message. Other static posts were created that featured road sign-type graphics reminding people that each motorcycle rider is someone else’s loved one.

Facebook posts, tweets, and YouTube videos reached 6,391,492 people. Using the values provided by TxDOT for likes, shares, comments, and video views on Facebook, Twitter, and other social media sites, the total earned media value generated by the campaign’s social media activities was $65,210.

Outreach and Partnerships

The campaign held five outreach events, which produced 4,104 interactions. To help engage people, partnerships were solicited. Eighteen partners donated prizes worth $9,170.

Date	City	Event
April 29	San Antonio	King William Fair
April 30	Houston	Texas Crawfish & Music Festival
May 6	Waco	Sertoma Kite Festival
May 18	El Paso	El Paso Chihuahuas Game
May 27	Dallas	Art on the Greene

Chihuahuas game day activation

In addition to working with statewide partners such as the National Safety Council and Texas Municipal Courts Education Center, the FY 2017 Motorcycle Safety Awareness campaign conducted outreach to, or partnered with, more than 54 organizations—motorcycle clubs, police/military groups, Harley Davidson owners groups, and motorcycle retailers—to share campaign messaging and promote attendance at the launch event in Austin. Approximately 125 motorcyclists representing more than 17 clubs and organizations turned out to show their support for motorcycle safety at the launch event.

Overall Campaign Value

In FY 2017, TxDOT spent $499,460 on the *Look Twice for Motorcycles* campaign. Combining the $586,506 in added value from media partners with $748,534 of earned and social media value, the *Look Twice for Motorcycles* public information and education campaign garnered $1,335,040 in overall value during the campaign period. For every dollar TxDOT invested in the campaign, it saw a $2.67 return on investment in added value.

FY 2017 *Talk. Text. Crash.* Distracted Driving Campaign

October 1, 2016 through September 30, 2017

Like many other states, Texas has seen a steady increase in the number of crashes caused by distracted drivers. In 2016, there were 109,658 crashes blamed on driver distractions, an increase of 31 percent over the past five years, according to Texas Department of Transportation crash data reports. These crashes resulted in 455 deaths and 3,087 serious injuries. TxDOT conducts an annual *Talk. Text. Crash.* public education campaign to remind motorists how dangerous it is to engage in distracting activities while driving, such as talking on their phone, texting, checking Facebook, eating, applying makeup or shaving, programming their GPS, or doing something else that takes their mind or eyes off the road.

The campaign for FY 2017 used a combination of traditional paid media placements, grassroots outreach and partnerships, media relations, and digital and social media to reach a statewide audience and motivate drivers to avoid distractions—especially cell phone use—when behind the wheel. Although the campaign's message is relevant to all drivers, a special focus was reaching new and younger drivers ages 16 to 34, who account for about half of reported distracted driving crashes.

The communications strategy for the campaign had four parts:

- Present the facts about the dangers and consequences of distracted driving.
- Share real stories of crash victims and survivors to remind drivers of their responsibility to be safe behind the wheel.
- Raise awareness of distracted driving laws.
- Introduce a new campaign "spokes-character" to draw attention to the myth of safe multitasking and get motorists to see how risky it is to respond to calls, texts, and notifications when driving.

A new series of English- and Spanish-language TV PSAs and social media videos for the campaign featured “Cell Phone Man,” a persistent and intrusive character who does his best to distract the driver with rings, dings, buzzes, and more.

The tagline “Don’t let your phone drive you” reminds drivers they have a choice of when and how they use their cell phones.



“Cell Phone Man” TV Spot

Texas Distracted Driving Summit

In November 2016, TxDOT’s third summit on distracted driving brought together 177 program partners, law enforcement officers, community leaders, researchers, advocates, and other stakeholders to tackle the problem that kills or injures thousands of Texans each year.

The daylong program—titled *Joining Forces to Stop Distracted Driving*—covered the current state of the problem, the brain science behind it, the impact of new technologies, and solutions to reduce distracted driving.

Live streaming throughout the day, plus the posting of session videos online, made the summit accessible to people unable to attend. Through the support of a partner, summit participants were provided with a flash drive loaded with educational materials and sample distracted driving policies for use in their communities, schools, and businesses.

Paid Media

The 2017 *Talk. Text. Crash.* paid media campaign included statewide media coverage with heaviest focus in the six largest markets, where, according to TxDOT crash data, nearly 85 percent of the state's distracted driving-related crashes occurred in 2016. Advertising was concentrated during the month of June, in coordination with the campaign's primary grassroots activities for the year. Spanish-language ads delivered messages to bilingual and Spanish-dominant Hispanics.

Target Audience:
All drivers, focusing on drivers ages 16 to 34.

Media Markets:
Statewide, with emphasis in major metro areas.

Media:
TV/cable (English/Spanish)
Digital radio (English/Spanish)
Billboards (English/Spanish)
Digital video, banner, and social media ads (English/Spanish)

Media Flight Dates:
June 1 – July 2, 2017
September 1 – 30, 2017 (additional Facebook placements)

Digital Ad

Paid Media Summary for FY 2017			
Media	**Cost**	**Description**	**Impressions**
Television	$244,467.65	30- and 15-second spots in English and Spanish in Austin, Dallas/Fort Worth, El Paso, Houston, Rio Grande Valley, and San Antonio.	18,827,000
Outdoor (Billboards)	$122,475.00	Outdoor bulletins at 42 locations in Abilene, Amarillo, Austin, Beaumont, Bryan/College Station, Corpus Christi, Dallas/Fort Worth, El Paso, Houston, Laredo, Lubbock, Lufkin/Nacogdoches, Midland/Odessa, Rio Grande Valley, San Angelo, San Antonio, Sherman, Tyler/Longview, Victoria, Waco/Temple, and Wichita Falls.	92,181,848
Pandora Digital Radio	$15,000.00	30-second spots in English and Spanish with companion digital banner ads.	2,843,366
Digital (Online and Mobile Ads)	$90,753.91	Statewide banner ads on mobile ad networks, GasBuddy, and Yieldmo; Facebook promoted video posts; and pre-roll video ads.	14,893,378
TOTAL	**$472,696.56**		**128,745,592**

Added-Value Media

Donated media or media match achieved through negotiations with media vendors totaled $494,010 in FY 2017. Bonus (free) TV spots were valued at $315,268, a better than one-to-one match with paid TV placements. Added value from outdoor advertising was $155,372, which also more than doubled

the paid billboard placement budget through billboard overrides, public service (free) placements, and negotiated discounts off vendor rate cards. Bonus digital ad impressions contributed an additional $23,370 in media match.

Earned Media and Events

Earned media activities for FY 2017 began with generating news coverage of TxDOT's Distracted Driving Summit and continued with the distribution of a statewide news release to recognize Distracted Driving Awareness Month in April. A tragic, multi-fatality crash in late March in the Texas Hill Country, which was caused by a driver who was texting, resulted in increased media interest in TxDOT's efforts to reduce distracted driving.

On June 6, TxDOT held a press conference in Austin to launch a full month of *Talk. Text. Crash.* media and grassroots outreach activities throughout the state. Press conference participants included representatives of the many voices with a stake in solving the problem of distracted driving: law enforcement, emergency medical services, the insurance industry, TxDOT, and the mother of two Houston teens killed in a distracted driving-related crash in 2016. Reporters and cameras from five local news stations covered the event.

The press conference was followed immediately by the first of six outreach events held in large shopping malls across Texas to take advantage of the chance to engage with many teens, their parents, and other drivers on summer afternoons and Saturdays. Although the events were primarily intended for one-on-one interactions with the public, local news media were also invited to cover them and schedule interviews with TxDOT spokespeople.

Texas Mutual Insurance Company partnered with TxDOT to host the mall-based outreach tour that included a traveling exhibit presenting powerful stories of distracted driving crash victims, as told by survivors and their loved ones in audio recordings and quotes printed on a large wall of remembrance. Visitors also could try their hand at a distracted driving simulator. The interactive exhibits drew the attention of more than 41,500 people, plus TV news cameras. In addition, the large wall with campaign messages served as a billboard in each mall, reaching thousands of other shoppers passing by the display.

Talk. Text. Crash. **Media and Outreach Tour 2017**	
Date	**Location**
June 6	Barton Creek Square Mall, Austin
June 10	Cielo Vista Mall, El Paso
June 15	The Galleria, Houston
June 17	Galleria, Dallas
June 22	La Plaza Mall, McAllen
June 24	Ingram Park Mall, San Antonio

TxDOT promoted the June outreach tour through a statewide news release, local media advisories, and interview opportunities with its public information officers and crash victim representatives. TxDOT also distributed an op-ed authored by the Houston mother who had participated in the campaign launch press conference.

Altogether, earned media activities in FY 2017 generated 438 broadcast news segments valued at $1,154,894. They also generated 180 online news stories valued at $1,077,311 and 71 print articles valued at $622,672.

The total publicity value of news media coverage was $2,854,877.

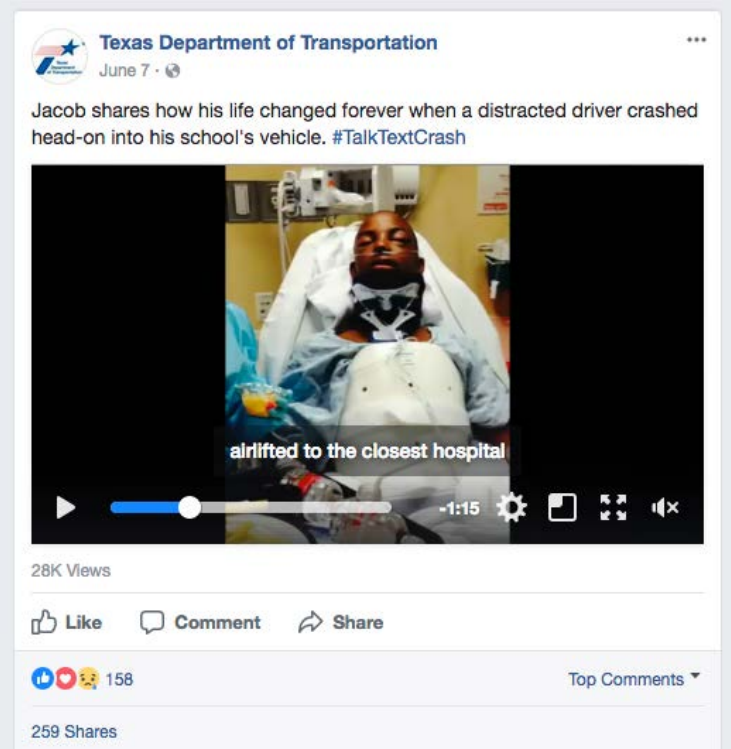

Social Media

The *Talk. Text. Crash.* campaign continued to generate engagement on social media this year with both heartbreaking stories of loss from crash victims and their families and humorous videos aimed at reminding drivers to resist the pull of their phones when behind the wheel.

Five video testimonials from crash victims produced this year were shared on social media and played at events, along with four videos from 2016. Quick, 15-second "Cell Phone Man" videos were also shared on TxDOT's social media sites and through paid promoted posts.

Using the values provided by TxDOT for likes, shares, comments, video views, and third-party posts on Facebook, Twitter, and YouTube, the total earned media value generated by the campaign's organic social media activities in FY 2017 was $70,842.

Grassroots Support and Outreach

Campaign print collateral, including information cards, posters, banners, and stickers in English and Spanish, was distributed to traffic safety specialists (TSSs) in each of TxDOT's 25 districts. Campaign partners—the National Safety Council, the Texas Municipal Courts Education Center, and Texas Mutual Insurance Company—also received *Talk. Text. Crash.* print materials to share with the public at their events. All campaign materials were posted to a resource page and available for download by TSSs and campaign partners.

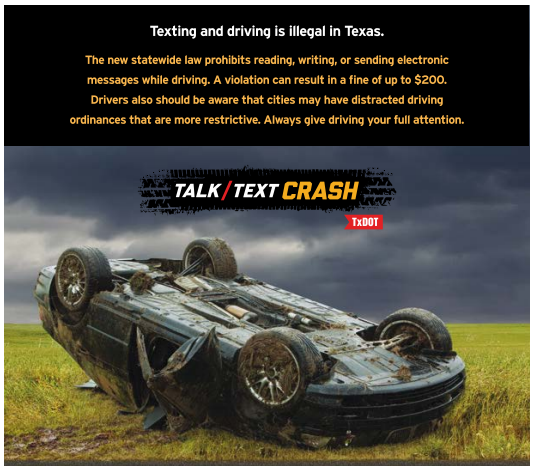

Posters at TxDOT's Travel Information Centers educate highway drivers about the state's new texting ban.

A new, statewide texting ban went into effect in Texas on September 1, 2017. To help raise awareness among Texas drivers, campaign posters and information cards were modified with messaging about the new law.

Through a partnership with the annual Tom Landry Classic, one of the largest high school sporting events in Texas, TxDOT put its distracted driving messages in front of more than 35,000 teens, parents, and high school football fans in the Dallas/Fort Worth area during the first weekend in September 2017. The partnership delivered a total of 7.4 million impressions through on-site exposure as well as online and broadcast advertising leading up to the games.

TxDOT partnered with the 2017 Tom Landry Classic to reach teens and their families with Talk. Text. Crash. *messaging.*

Overall Campaign Value

The in-kind donations from paid media vendors, valued at $494,010, combined with the $2,925,719 generated from public relations and social media activities contributed $3,419,729 to the overall value of TxDOT's FY 2017 distracted driving prevention efforts.

TxDOT spent $1,198,540 on the *Talk, Text, Crash* campaign in FY 2017, and exceeded its mandatory dollar-for-dollar match by $2,221,189.

Section Five

2017 TEXAS TRAFFIC SAFETY AWARENESS SURVEY

TEXAS STATEWIDE TRAFFIC SAFETY AWARENESS SURVEY: 2017 Results

INTRODUCTION

The Governors Highway Safety Association (GHSA) and the National Highway Traffic Safety Administration (NHTSA) have developed a minimum set of performance measures to be used by states as they develop and implement their highway safety plans. One of the performance measures that GHSA and NHTSA recommend is surveys to track driver attitudes and awareness of traffic safety programs. As pointed out in a white paper preceding the federal regulations, "surveys can provide valuable information from drivers or the general public that can't be obtained any other way." This information can include views on the priorities of various traffic safety issues and on potential law or policy changes, knowledge of laws and penalties, perceptions of enforcement, awareness of recent enforcement and media campaigns, and self-reported behavior. NHTSA recommends a core set of questions and guidelines for conducting these type surveys.

The Texas Department of Transportation (TxDOT) contracted with the Texas A&M Transportation Institute (TTI) to conduct a 2010 baseline survey and follow-up surveys in subsequent years, from which data pertaining to performance measures could be collected. TTI developed a sampling plan and questionnaire that included the core questions recommended by NHTSA. This report describes the survey methodology and provides results for the performance measurement survey conducted in 2017. Changes from earlier years' survey results are also discussed.

SURVEY METHOD

Among the recommended survey methods is a pen and paper survey at Driver License (DL) offices. DL office surveys offer the advantage of access to a reasonably representative sample of drivers and are more cost-effective than other surveys for this type of data collection. Also, as pointed out in the NHTSA Driver Survey white paper, DL office surveys have low refusal rates (10-30 percent or less), and the core questions plus additional questions can be asked easily on one page front and back for a quick and efficient data collection effort.

Site/Sample Selection

The sample that was taken from the DL office survey is a convenient sample of Texas residents, rather than a random representative sample. A random representative sample would contain all the drivers in the state as a sampling pool from which respondents would be randomly drawn and surveyed. In this way, statistical error estimates and confidence intervals could be calculated. Due to time and budget constraints, however, TTI relied on the convenient sample to generate a sample size large enough to generate meaningful data from four regions of the state, rather than a truly random sample. As indicated in the description of

respondent characteristics in the section below, the sample mirrors the Texas population demographics reasonably. No weights have been applied to the data to account for geographic or demographic representation.

The 2010 baseline sampling plan considered that TxDOT grouped its 25 district offices into four regional areas for administrative purposes at the time. The map below illustrates the four regions, which also formed the first level of the TTI survey sampling plan. Three survey sites were initially selected in each of the four regions, as shown in Figure 2. The 2015 survey was expanded to include sites in smaller cities which have been included in subsequent years. Six additional locations were chosen to represent various geographic areas of the state. These additional sites are noted by blue stars in Figure 2.

Figure 1. TxDOT Region Map

Figure 2. Driver Awareness and Attitude Survey Site Locations

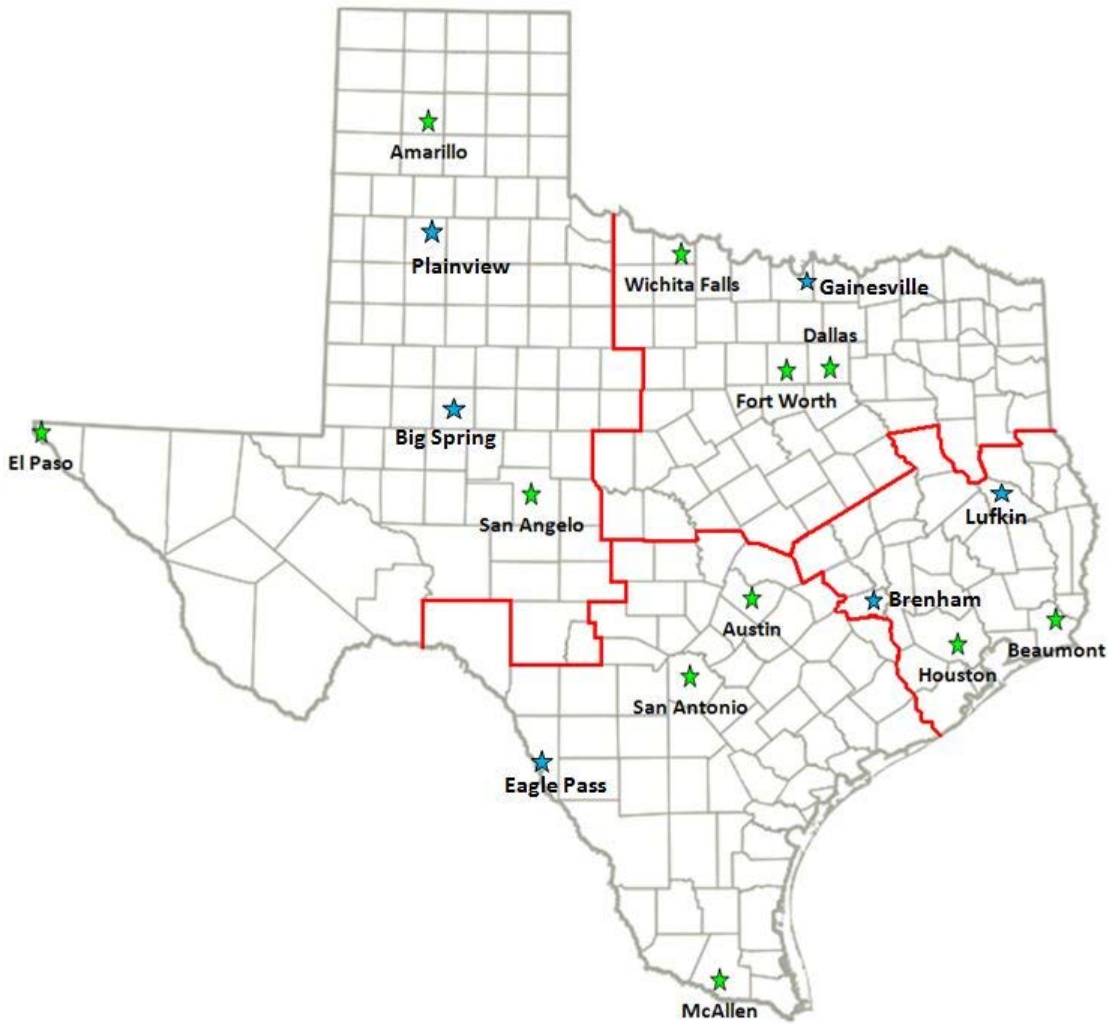

There are 184 DL offices throughout Texas. The 18 sites represent 9.8 percent of the 184 possible locations, but the original 12 are among the highest volume offices of the 184. A target sample size of 500 drivers in each region was set. With the additional six sites' target of 50 each, the total sample size target was 2300. The minimum of 550 per region would provide sufficient data to analyze results for each region. Table 1 provides a breakdown of the target sample for each survey site.

Table 1. Survey Sites and Target Sample Sizes

TxDOT Region	DL Office Site	Target Sample Size
West	El Paso	250
	Amarillo	150
	San Angelo	100
	Big Spring	50
North	Dallas	200
	Ft. Worth	200
	Wichita Falls	100
	Gainesville	50
East	Houston North	200
	Houston South	200
	Beaumont	100
	Lufkin	50
South	Austin North	75
	Austin South	75
	San Antonio	250
	McAllen	100
	Eagle Pass	50
Central (Small)	Brenham	50
Panhandle (Small)	Plainview	50

Questionnaire Development

The foundation of the survey instrument was the 10 core questions recommended by NHTSA, which are:

1. In the past 60 days, how many times have you driven a motor vehicle within 2 hours after drinking alcoholic beverages?
2. In the past 30 days, have you read, seen or heard anything about alcohol impaired driving (or drunk driving) enforcement by police?
3. What do you think the chances are of someone getting arrested if they drive after drinking?
4. How often do you use safety belts when you drive or ride in a car, van, sport utility vehicle or pick up?
5. In the past 60 days, have you read, seen or heard anything about seat belt law enforcement by police?

6. What do you think the chances are of getting a ticket if you don't wear your safety belt?
7. On a local road with a speed limit of 30 mph, how often do you drive faster than 35 mph?
8. On a road with a speed limit of 65 mph, how often do you drive faster than 70 mph?
9. In the past 30 days, have you read, seen or heard anything about speed enforcement by police?
10. What do you think the chances are of getting a ticket if you drive over the speed limit?

In 2014 a response choice was added to the questions with a temporal reference (questions #1, #2, #5, and #9) to determine if respondents were aware of these activities within the past year. In addition to the core questions, five questions for background/demographic information were included. This year, an additional eight questions related to traffic safety issues of specific interest to TxDOT were included on the questionnaire. The questionnaire was one page front and back. A Spanish translation of the questionnaire was available. The questionnaire in English is provided as Appendix A, along with the response percentages for each item.

Survey Administration

The survey was administered on weekdays during the time frame of July 13th through 28th. This time period is prior to the annual impaired driving enforcement mobilization encompassing the Labor Day holiday and six to eight weeks following the annual Click It or Ticket campaign encompassing the Memorial Day holiday.

Prior to administration of the survey, the protocol was reviewed and approved by the Institutional Review Board (IRB) at Texas A&M University. The IRB requires that an Information Sheet accompany the questionnaire for reference by the respondents as to their rights as survey research participants, and to inform them of the study intent and other details.

Permission to conduct the survey was secured from the Texas Department of Public Safety (DPS) headquarters office. TTI staff surveyed in most DL offices one to three days. The procedure was to approach customers in the lobby area who were either waiting for service or accompanying someone conducting business at the station, state the purpose for the contact, and ask for their willingness to fill out the questionnaire anonymously. Each waiting customer over 18 years of age was eligible for the survey; however, no attempt was made to randomize or purposefully select respondents or to convert refusals. Respondents were provided a clipboard and survey form; the questionnaire was self-administered unless assistance was needed. Surveys averaged approximately 5-10 minutes to complete.

RESULTS

Characteristics of Survey Respondents

Target sample size goals were achieved in each region and the overall sample size of 2300 was met, with most individual sites meeting the target goal as well. However, some respondents returned only partially completed questionnaires. The numbers of completed surveys reported in Table 2 (2,546) are those in which no question was completely skipped. A total of 2,669 questionnaires with usable data were analyzed. Approximately 5.8 percent (n=149) of the questionnaires were completed in Spanish. Table 2 shows the number of responses for each survey site.

Table 2. Completed Surveys by Location

TxDOT Region	DL Office Site	Target Sample Size	Completed Surveys Returned	Number of Surveys in Spanish
West	El Paso	250	246	62
	Amarillo	150	156	0
	San Angelo	100	121	3
	Big Spring	50	66	0
North	Dallas	200	244	6
	Ft. Worth	200	243	2
	Wichita Falls	100	120	1
	Gainesville	50	60	0
East	Houston North	200	200	4
	Houston South	200	204	4
	Beaumont	100	106	3
	Lufkin	50	56	2
South	Austin North	75	80	3
	Austin South	75	81	2
	San Antonio	250	272	15
	McAllen	100	121	22
	Eagle Pass	50	65	19
Central (Small)	Brenham	50	49	0
Panhandle (Small)	Plainview	50	56	1
Total		2300	2546	149

Table 3 provides the demographic composition of the survey respondents along with comparable statewide population characteristics. Statewide characteristics are from 2015 Census online factfinder pages. The survey sample of females is slightly higher than the

Texas female composition and the male sample is slightly lower. This is typical of survey volunteers. The number of seniors over 65 in the sample is below the statewide proportion of seniors (6.5 percent compared to 15.9 percent), and the number of younger respondents is high in comparison to the statewide proportion in this age group (15.6 percent compared to 7.9 percent for 18-21 year-olds). However, these proportions in the sample are likely more comparable to the population of Texas licensed drivers than the general population. Regarding race/ethnicity, the composition of the sample is slightly under-represented by Anglos by 4.9 percentage points and over-represented by Hispanics by 5.7 percentage points. These proportions are within an acceptable range to consider them a reasonable mirror of the race/ethnicity proportions represented by survey respondents to Texas proportions.

Table 3. Respondent Characteristics

		% Survey	% Texas
Race/Ethnicity	White	39.1	44.0
	Black	13.7	11.3
	Hispanic	38.8	33.1
	Asian	4.1	4.5
	Other	1.8	5.4
	Combination	2.6	1.7
Age	18-21	15.6	7.9
	22-30	21.6	15.7
	31-45	31.5	28.1
	46-65	24.9	32.3
	Over 65	6.5	15.9
Gender	Male	43.6	49.1
	Female	56.4	50.9

Core Question Responses

As mentioned above, 10 core questions pertained to issues of interest at the federal, state, and local levels throughout the country, and performance based criteria have been established to address the three major areas of impaired driving, safety belts, and speeding.

Questions regarding awareness of public information efforts related to enforcement of impaired driving, speeding and safety belt laws were revised in 2014 to expand the time reference to “within the past 30 days” for speed and impaired driving; “within the past 60 days” for seat belt enforcement and “within the past year” for each. At the time of the survey

this year, the respondents were most aware of efforts aimed at impaired driving within the past 30 to 60 days. This result is consistent with the timeframe of the summertime campaigns. As shown in Table 4, 87.0 percent of those surveyed had read, seen or heard something about impaired driving enforcement within the past year, 76.8 percent had heard about seat belt law enforcement, and 76.0 percent had heard about speed enforcement within the past year. Looking only at those who said they had been exposed to messages within the past 30 to 60 days reveals exposure to seat belt, impaired driving, and speed enforcement messaging by over 40 percent of those surveyed.

The responses show Texans think laws are more likely to be enforced for drinking and driving than for failure to wear a seat belt or speeding. The difference is most evident in the percentage of those who checked Very Likely that a citation or arrest would be made for a violation—66.7 percent checking Very Likely of arrest for drinking and driving, compared to 51.1 percent Very Likely of citation for not wearing a seat belt and 51.3 percent for speeding. The relationship among these three variables in terms of their order of percentages has been relatively consistently held across the eight years of the survey, with perception of drinking and driving enforcement at the top of the list.

Reported behavior is consistent with the perception of enforcement. Texans continue to self-report almost universal seat belt use, with 95.7 percent saying they always or nearly always use seat belts. Forty-five percent of the respondents reported they drive over the speed limit on local roads, and 44.2 percent said they exceed the speed limit by more than 5 mph on highways with a 70 mph speed limit sometimes or more often. With regard to self-reported drinking and driving behavior, even though two-thirds of those surveyed thought the chances of someone getting arrested if they drive after drinking is very likely, 16.4 percent reported they had driven after drinking more than they thought they should have.

Seat Belt Use. Three of the core questions pertained to seat belt use and addressed self-reported recent belt use, awareness of seat belt law enforcement activity, and perceptions of risk of receiving seat belt violation citations. The practice of using a seat belt was the most frequently reported behavior, with 90.2 percent reporting they always use their seat belt, and 5.5 percent reporting they almost always use their seat belt (see Figure 3). Only 18 people out of the 2,653 who responded to this question said they seldom or never wear their seat belt.

Over half (51.1 percent) of the survey respondents believed it is very likely they would be ticketed if they drove or rode without a seat belt. Over 85 percent believed there was some likelihood of being ticketed for not using a seat belt (see Figure 4). As shown in Figure 5, over 40 percent of the survey respondents reported they had been exposed to a seat belt law enforcement message within the past 60 days and another 35 percent had heard a seat belt law enforcement message within the past year. El Paso respondents most often reported they had heard a seat belt enforcement message in the past 60 days (54.8 percent). On the lower end, under a third of the respondents in Houston (32.1 percent) said they had heard a seat belt enforcement message within the past 60 days.

Table 4. Response to Core Questions
(percent)

Have you read, seen or heard anything about:					
	Yes, in past 30/60 days	Yes, in the past year	Combined Yes	No	Not Sure
Seat belt law enforcement by police? (past 60 days)	41.8	35.0	76.8	17.3	6.0
Speed enforcement by police? (past 30 days)	44.1	31.9	76.0	19.2	4.9
Alcohol impaired driving (or drunk driving) enforcement by police? (past 30 days)	57.0	30.0	87.0	10.3	2.7
What do you think the chances are of:					
	Very Likely	Somewhat Likely	Likely	Unlikely	Very Unlikely
Getting a ticket if you don't wear your seat belt?	51.1	16.4	18.0	9.6	4.9
Getting a ticket if you drive over the speed limit?	51.3	22.4	18.1	5.7	2.4
Someone getting arrested if they drive after drinking?	66.7	16.0	12.0	3.8	1.6
How often do you use seat belt when you drive or ride in a car, van, SUV or pickup?					
	Always	Nearly Always	Sometimes	Seldom	Never
	90.2	5.5	2.6	1.1	0.7
How often do you speed on:					
	Most of the time	About half the time	Sometimes	Rarely	Never
A local road	8.3	10.7	26.5	32.1	22.4
A Highway	10.3	10.9	23.0	30.0	25.8

In the past 60 days, how many times have you driven a motor vehicle within 2 hours after drinking alcoholic beverages?					
	None	1 to 5	6 to 10	10+	Do not drink/Do not drink & drive
	3.5	10.6	0.8	0.5	84.6

Figure 3. Frequency of Reported Belt Use

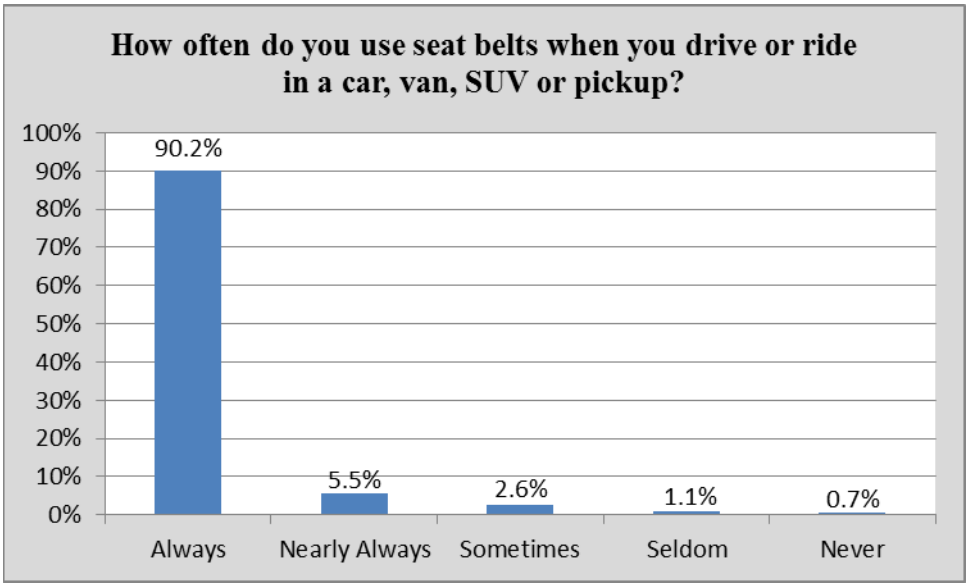

Figure 4. Perception of Seat Belt Enforcement

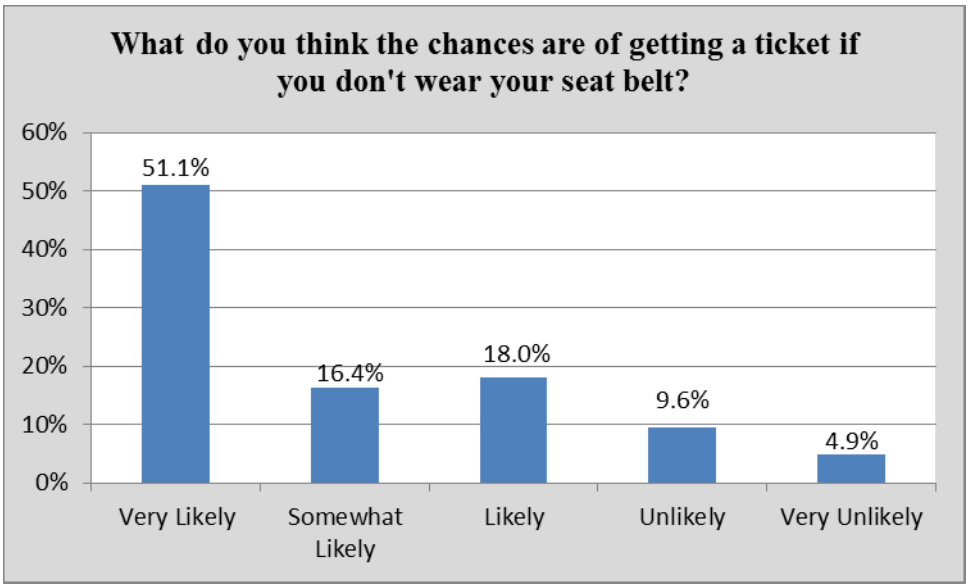

Figure 5. Awareness of Seat Belt Law Enforcement

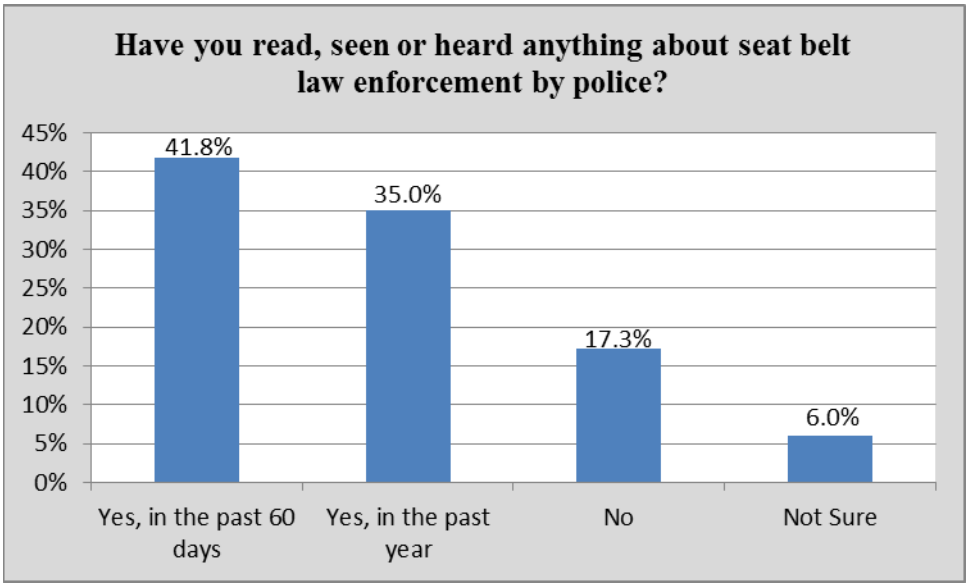

Impaired Driving. Three of the core questions pertained to impaired driving and addressed self-reported impaired driving during the previous two months, awareness of recent impaired driving enforcement efforts, and perception of risk of arrest if driving impaired. This year 57 percent of the survey respondents reported they had been exposed to an impaired driving message within the past 30 days (see Figure 6). Another 30 percent said they had heard an impaired driving message within the past year. The location with the highest awareness of impaired driving enforcement was Wichita Falls, with 62.4 percent saying they had heard of enforcement in the past 30 days and another 32.8 percent saying they had heard an enforcement message in the last year for a combined total of 95.2 percent. The lowest report of recent anti-drinking and driving campaign awareness was among Lufkin respondents at 44.3 percent for the 30-day response choice and 36 percent within the past year.

When asked about frequency of drinking and driving, 84.2 percent of the survey respondents said they either did not drink or did not drink and drive, as shown in Figure 7. Of those who reported having driven within two hours after drinking in the past 60 days, 35 drivers (or 8.7 percent of those who drank and drove) reported having done it six or more times. The highest percent of respondents who reported they drove more than five times within two hours of drinking in the past 60 days was in El Paso. As indicated in Figure 8, 66.7 percent of the survey respondents thought that getting arrested for driving impaired would be very likely.

Figure 6. Awareness of Impaired Driving Enforcement

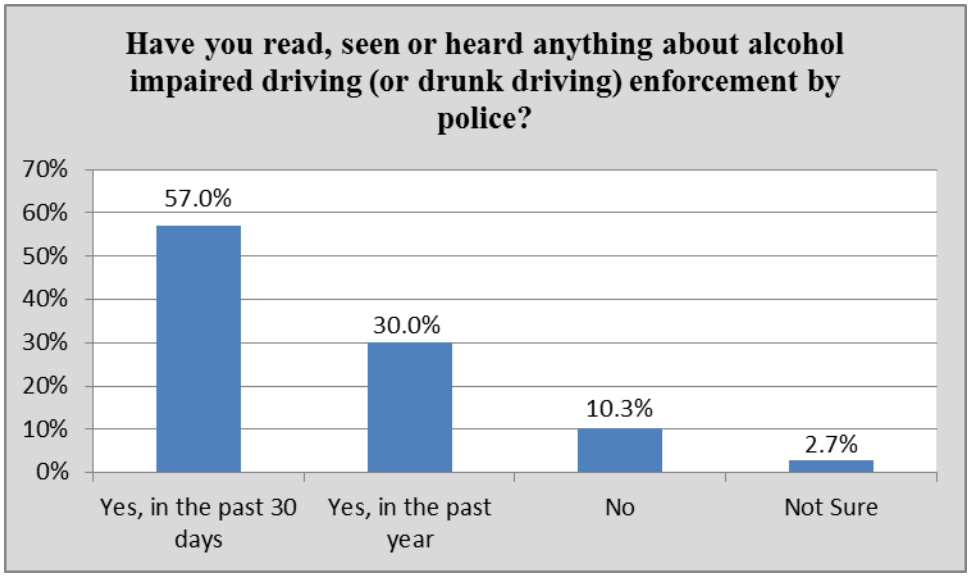

Figure 7. Reported Driving After Drinking Within Past 60 Days

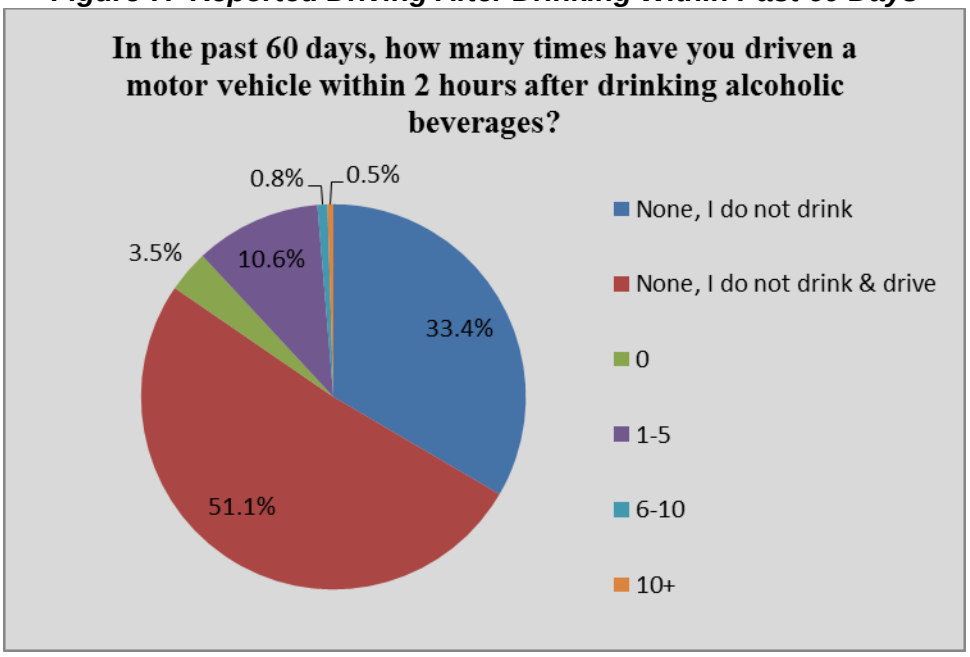

Figure 8. Likelihood of Impaired Driving Arrest

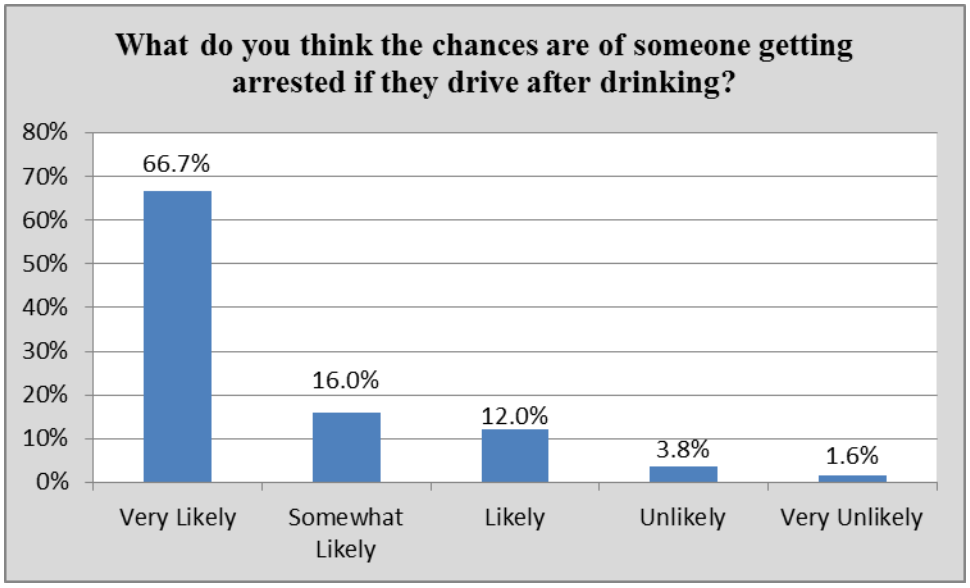

As mentioned previously, the likelihood of an encounter with law enforcement as a result of driving impaired is perceived as very high throughout the State—94.7 percent checked some degree of likelihood. The perception of impaired driving enforcement was highest in Plainview where none of the 57 respondents who answered this question thought arrest would be unlikely. Ft. Worth and Lufkin were also sites with very high impaired driving enforcement perception; in each over 98 percent of the respondents thought impaired driving arrests were likely. Lowest perception of enforcement was in El Paso, where 11 percent of the respondents thought a DWI arrest would be unlikely or very unlikely.

Speeding. Four questions on the survey related to speeding: two regarding self-reports of speeding on local and higher speed roads; one regarding perceived enforcement; and one regarding likelihood of getting a ticket for speeding. As seen in the graphs below (Figures 9 and 10), speeding is relatively common compared to the two issues covered above. Nineteen percent of those surveyed said they routinely exceed the speed limit by 5 mph on local roads, and another 26.5 percent said they sometime exceed local road limits by 5 mph. Additionally, 21.2 percent said they speed on high-speed roads (70 mph limit) regularly and another 23 percent said they sometimes exceed highway speeds by 5 mph. Self-reported speeders on local roads were found most often among Dallas respondents, with 18.5 percent saying they exceed the local speed limit by 5 mph most of the time. The average response percentage for “most of the time” across cities was 6.9 percent. Speeding on local roads was least often reported in Eagle Pass where 41 percent said they never do it and in Plainview where 39 percent said they never do it.

Those who admitted to speeding on higher speed roadways (with speed limits of 70 mph) were also most often found in Dallas, with 18.2 percent saying they exceed the 70 mph limit by 5 mph most of the time. Dallas was closely followed by Austin at 16.2 percent on this measure. The lowest percentage of self-reported speeders on 70 mph roads were in Eagle

Pass, where just over 50 percent (50.7) said they never drive over 70 mph on roadways with this speed limit.

Figure 9. Exceeding Speed Limit on Local Roads

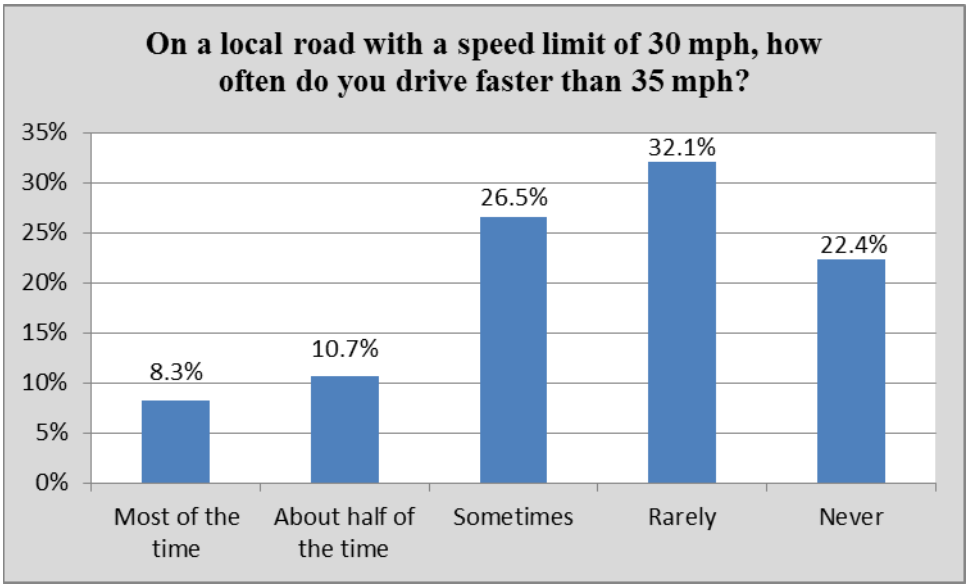

Figure 10. Exceeding Speed Limit on High-Speed Roads

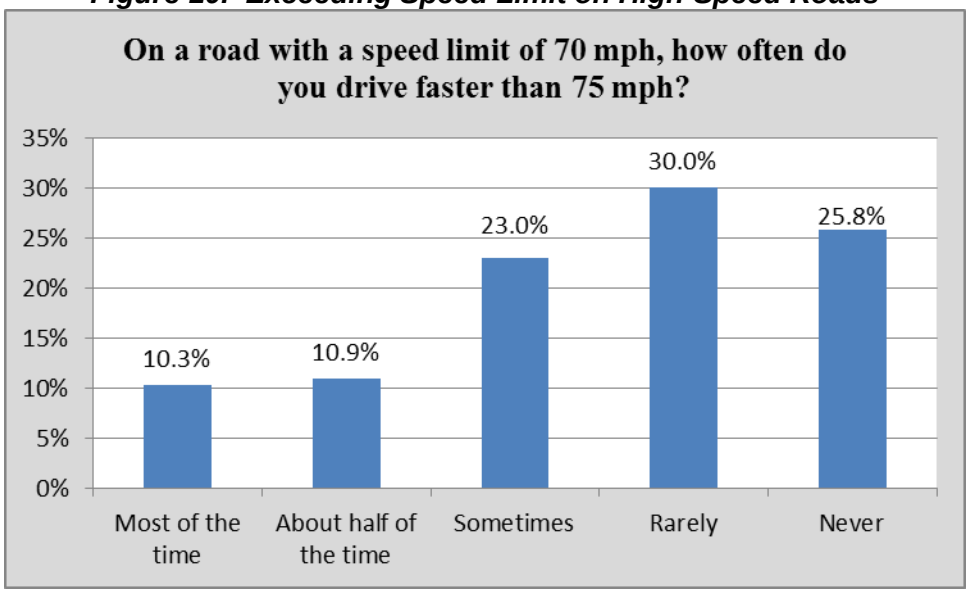

The certainty of getting a speeding ticket was perceived as relatively low (Figure 11) compared to citations for seat belt violations and arrests for impaired driving. However, most Texans surveyed (91.8 percent) thought there was some likelihood and the degree of this perception varied by location. Gainesville and Lufkin respondents were most likely to say the chances of getting a speeding ticket were likely or very likely (97 percent).In contrast, 84 percent of the respondents in Brenham perceived a likely or very likely speeding ticket.

Figure 12 shows that 44.1 percent of the survey respondents reported having read, seen, or heard something about speed enforcement most recently, and another 32 percent of the respondents saying they had within the past year. Wichita Falls had the highest percent of respondents reporting an awareness of speed enforcement with 87.1 percent checking yes for having read, seen or heard something regarding speed enforcement the past year. Lowest awareness of speed enforcement was found in Lufkin at 70 percent.

Figure 11. Likelihood of Speeding Ticket

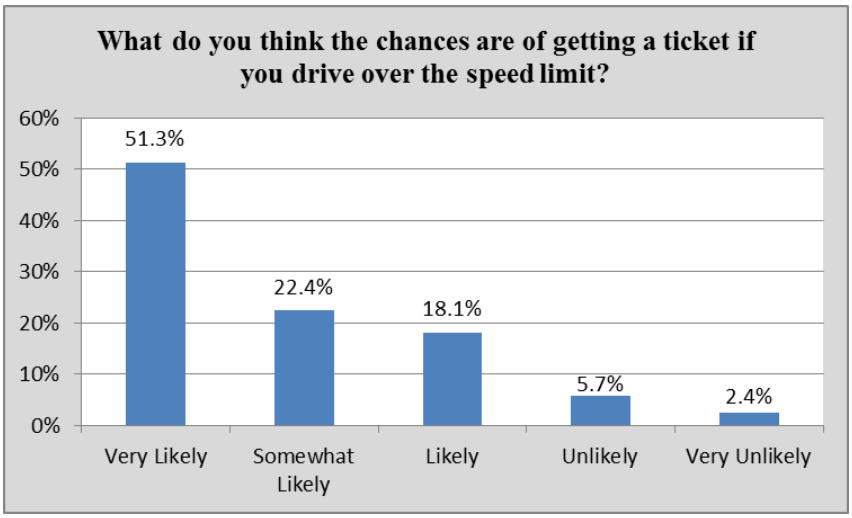

Figure 12. Awareness of Speed Enforcement

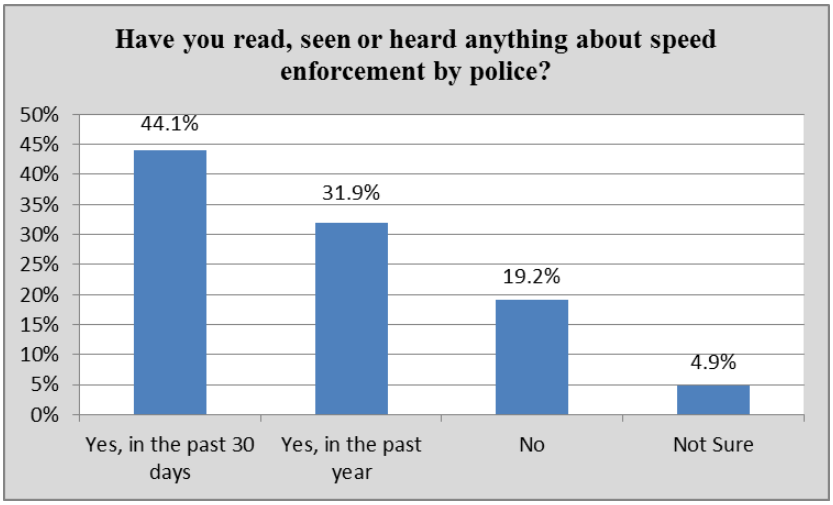

Comparison of Core Question Responses by City Size

Analysis was conducted to determine if there are differences in responses to the core questions for the 12 larger cities in the sample compared with the 6 smaller cities, indicating a somewhat general picture of urban versus rural differences. For this analysis, data for the larger cities were combined into one data set and compared with data combined for the smaller driver license station locations. This analysis tends to mask any regional differences. The findings are summarized in the following paragraphs, and charts for each of the comparisons are included as Appendix B.

Awareness of alcohol impaired driving enforcement did not differ significantly by city size. Smaller city residents were more likely to report they do not drink and drive. They were also significantly more likely to think the chance of being arrested for drinking and driving was higher.

Respondents in the smaller cities had significantly higher perceptions of the likelihood of getting a seat belt ticket than respondents in large cities (59.5 percent compared to 49.8 percent). However, there were no statistically significant differences in self-reported belt use or awareness of recent increases in enforcement efforts.

Awareness of speed limit enforcement and perception of likelihood of being cited for speeding did not differ significantly among larger and smaller cities. Smaller city respondents were, however, significantly more likely to say they speed on local roads.

Historical Trend

The results for nine of the core questions for each year are presented in Figures 13 - 22, providing visuals for comparing Texas trends across the eight years. A table with each of the response choice percentages for 2010 through 2017 is included as Appendix C.

Figure 13 indicates a fairly steady trend in the perception of strong enforcement of impaired driving laws, with perception of arrest over 90 percent each year. Awareness of the alcohol impaired driving enforcement message peaked in 2011 with 75.1 percent of the survey respondents saying they had read, seen or heard the message within the past 30 days (Figure 14). The graph in Figure 14 also depicts responses for those who checked they had read, seen or heard something about alcohol impaired driving enforcement within the past year, which have been an additional 28.8 to 31.7 in past years and 30 percent this year.

Figure 15 shows the eight-year trend in the perception of seat belt enforcement, starting with a peak of 89.7 percent who said the chances of getting a ticket were very likely in 2010, and increasing from the low of 86.2 percent in 2013, back to 89.1 percent in 2015, and decreasing by a statistically non-significant degree to 88.8 percent in 2016. The decrease this year to 85.5 percent is statistically significant ($z=3.57$; $p<.001$). Self-reported regular belt-wearing behavior has consistently been at or just below 99 percent (Figure 16). This year's low of 98.2 percent who self-reported they always or almost always wear their seat belt is not a statistically significant drop. Awareness of seat belt law enforcement appears in Figure 17 to have fallen from 72.7 percent in 2010 to 41.8 percent in 2017. However, the addition in 2014 of a response choice for 'within the past year' which, when added to the percent who said within the past 60 days, increases the awareness level within the past year to 76.8 percent this year, a two percentage point decrease from 2016 (Figure 17).

Self-reported speeding trended upward slightly during the six-year period of 2010 – 2015; however, the percent of respondents who said they rarely or never speed on local roads decreased very slightly in 2015 and stayed statistically equivalent in 2016 and 2017. Figures 19 and 20 each illustrate the percentages of drivers who say they often exceed the speed limit by at least 5 mph. The trend was also reversed in 2015 with regard to speeding on highways with speed limits of 70 mph. After a four-year increase in those who said they often speed on highways by at least 5 mph, the percentage dropped from 49.4 to 42.7 in 2015 and stayed statistically equivalent in 2016 and 2017. The perceived likelihood of

receiving a ticket has remained in the low 90 percent range in seven of the eight survey years (Figure 21). However, awareness of speed enforcement efforts throughout the eight-year survey period has been lower than other traffic safety enforcement efforts (Figure 22), with almost 20 percent in the past three years checking they had not read, seen or heard anything about speed enforcement during the year.

Figure 13. What do you think the chances are of someone getting arrested if they drive after drinking?

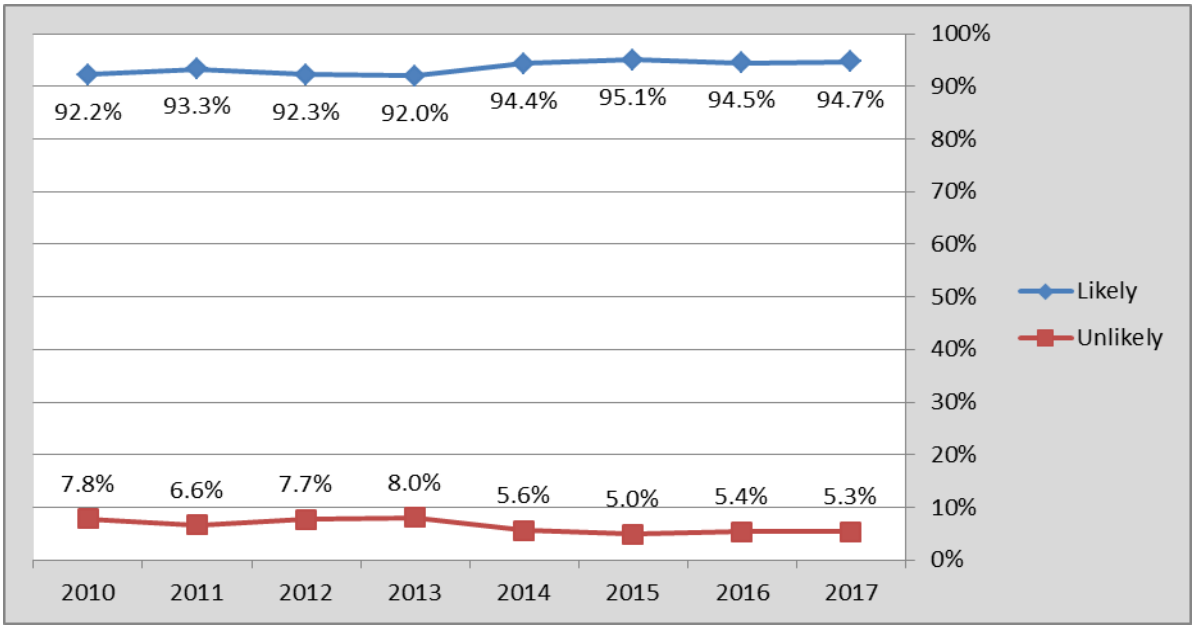

Figure 14. In the past 30 days, have you read, seen or heard anything about alcohol impaired driving enforcement by police?

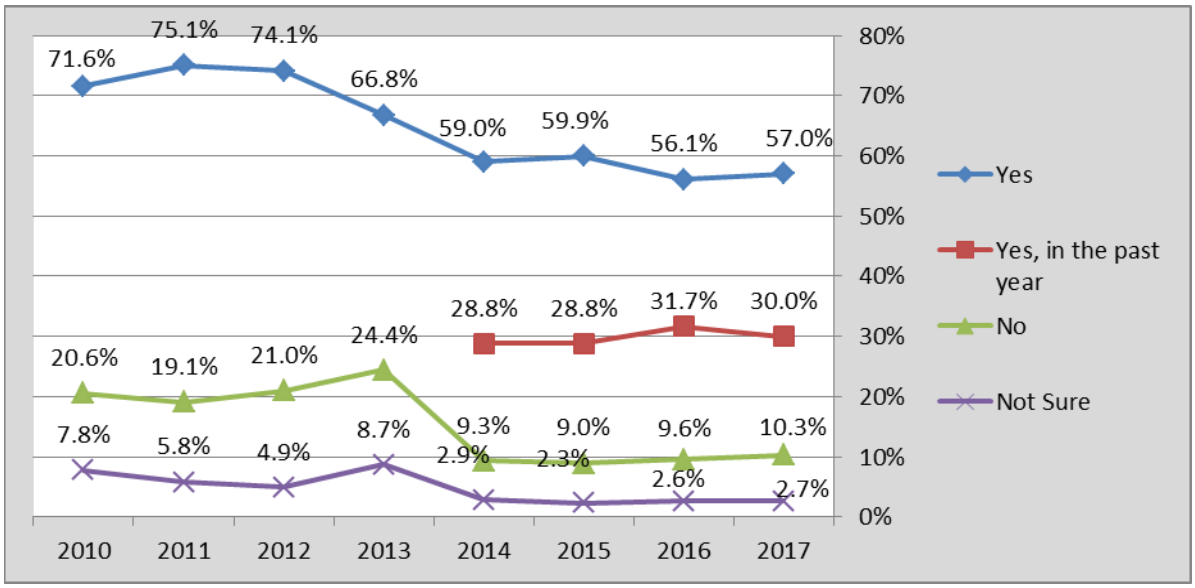

Figure 15. What do you think the chances are of getting a ticket if you don't wear your seat belt?

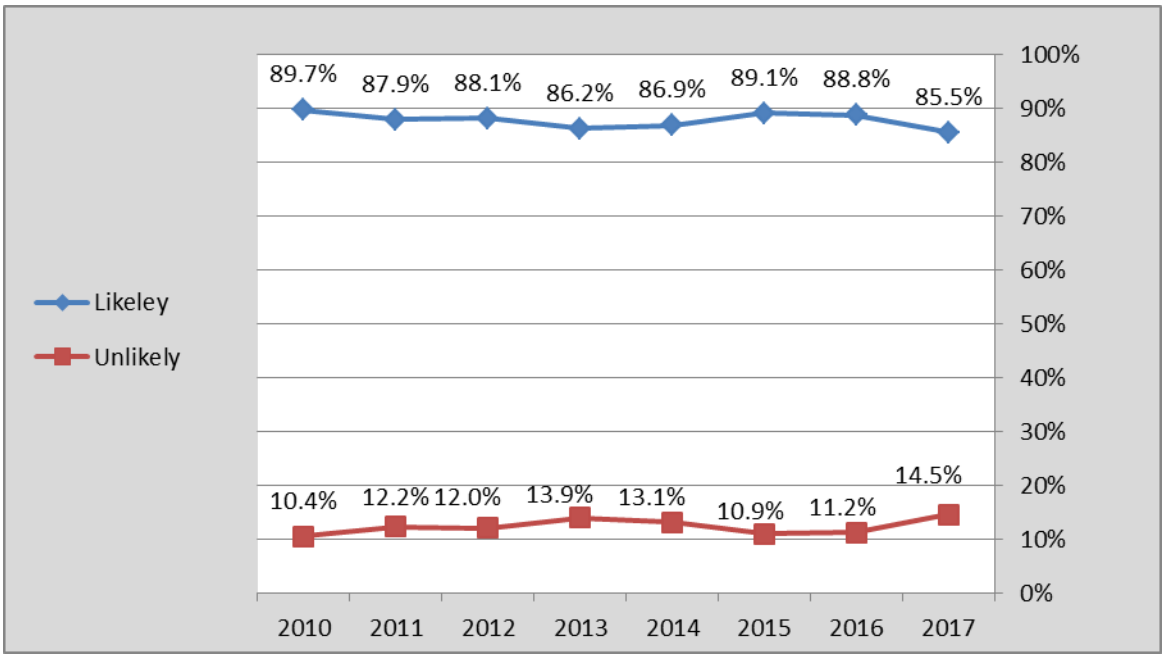

Figure 16. How often do you use seat belt when you drive or ride in a car, van, SUV or pickup?

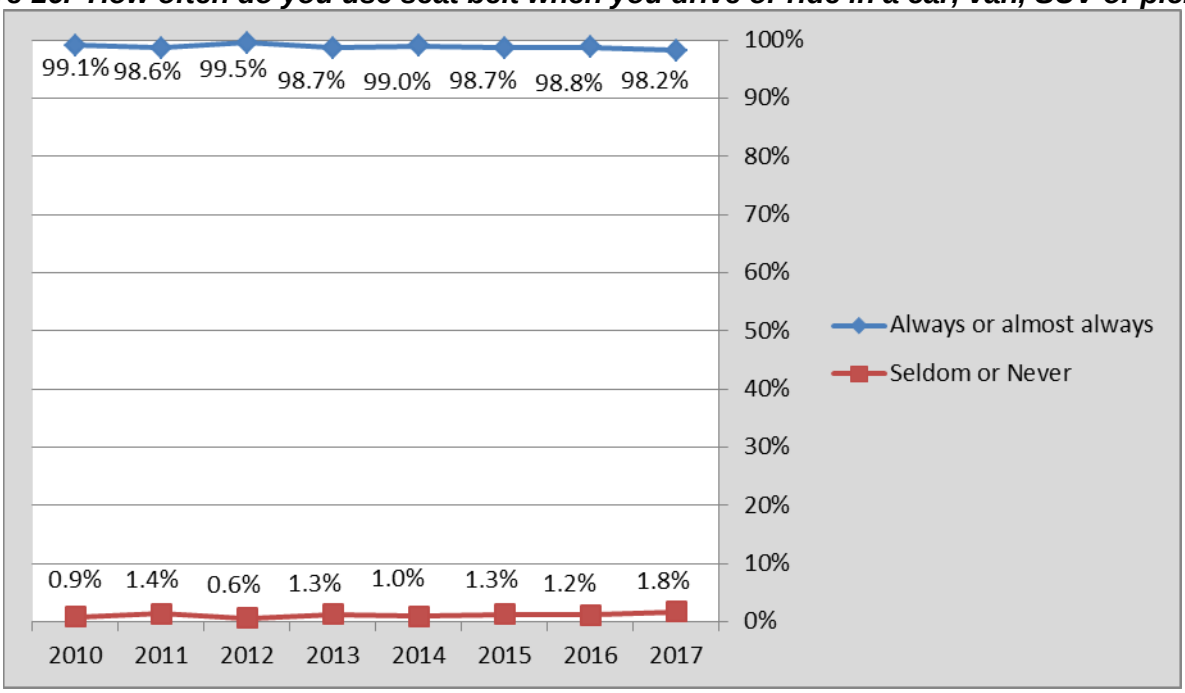

Figure 17. In the past 60 days, have you read, seen or heard anything about seat belt law enforcement by police?

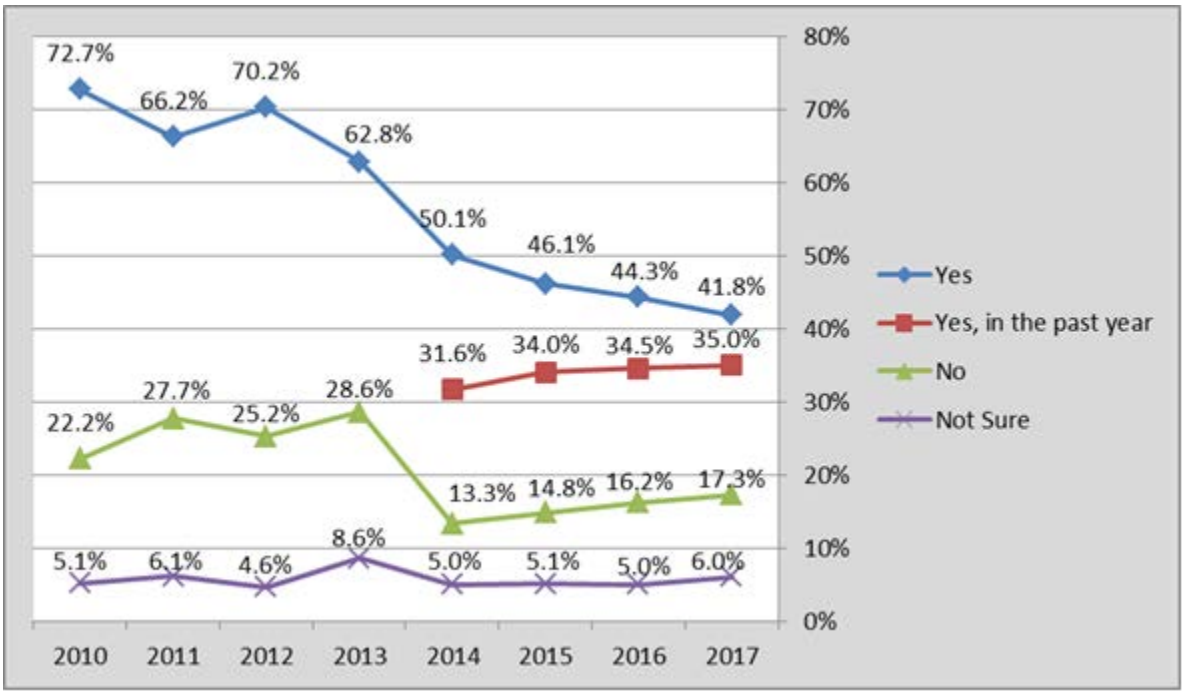

Figure 18. Have you read, seen or heard anything about speed enforcement by police?

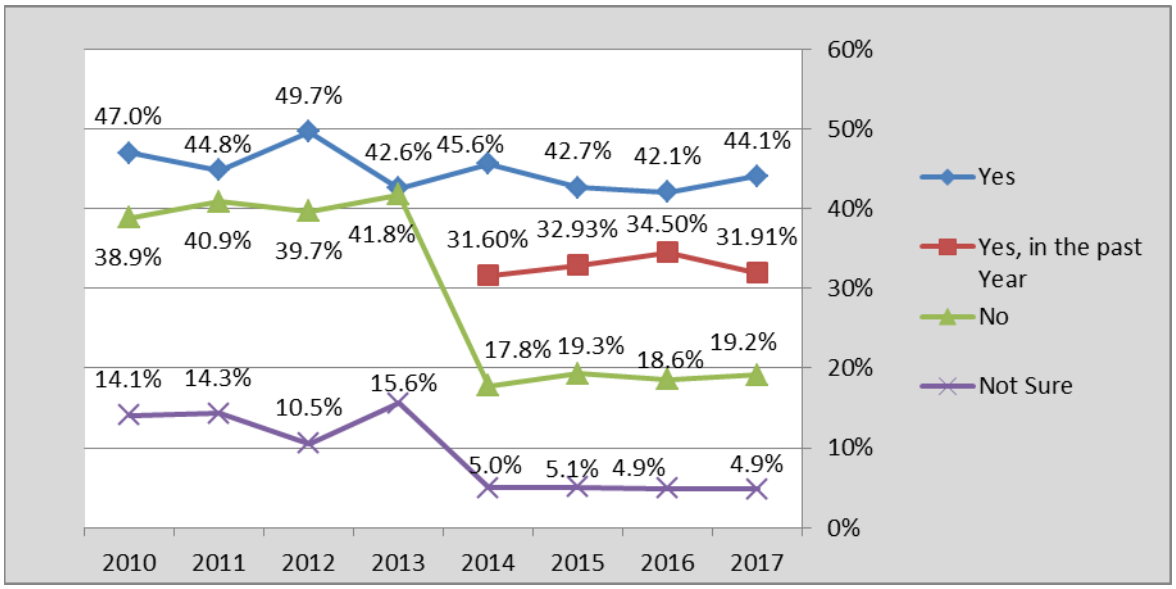

Figure 19. On a local road with a speed limit of 30 mph, how often do you drive faster than 35 mph?

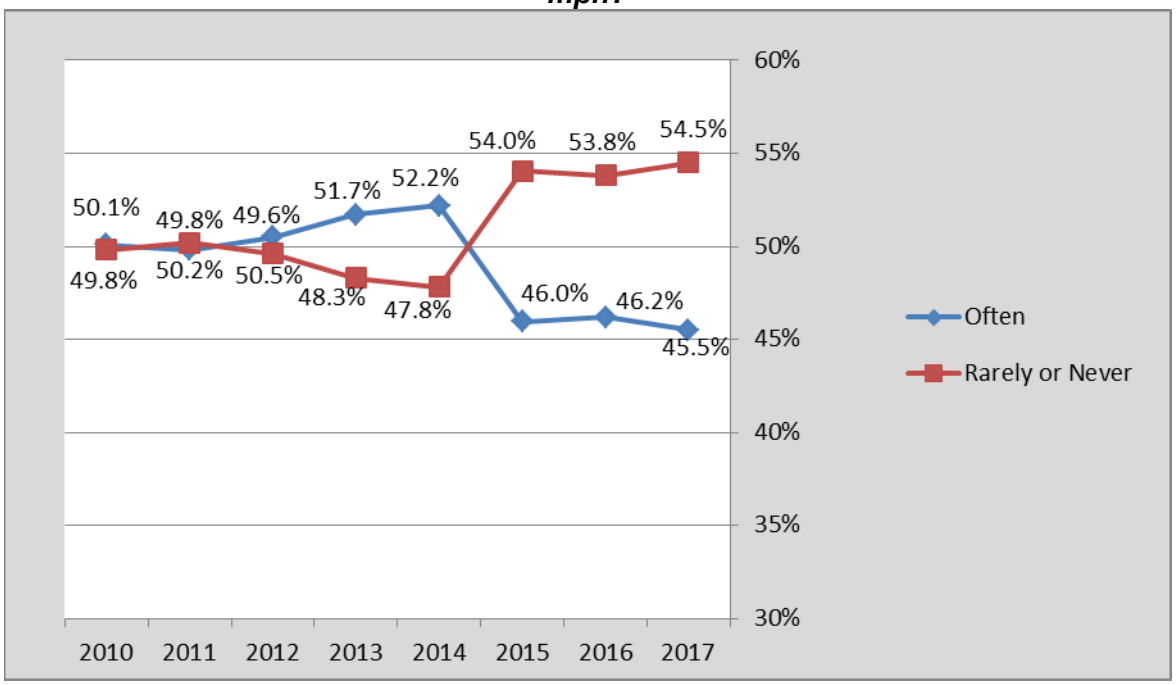

Figure 20. On a road with a speed limit of 70 mph, how often do you drive faster than 75 mph?

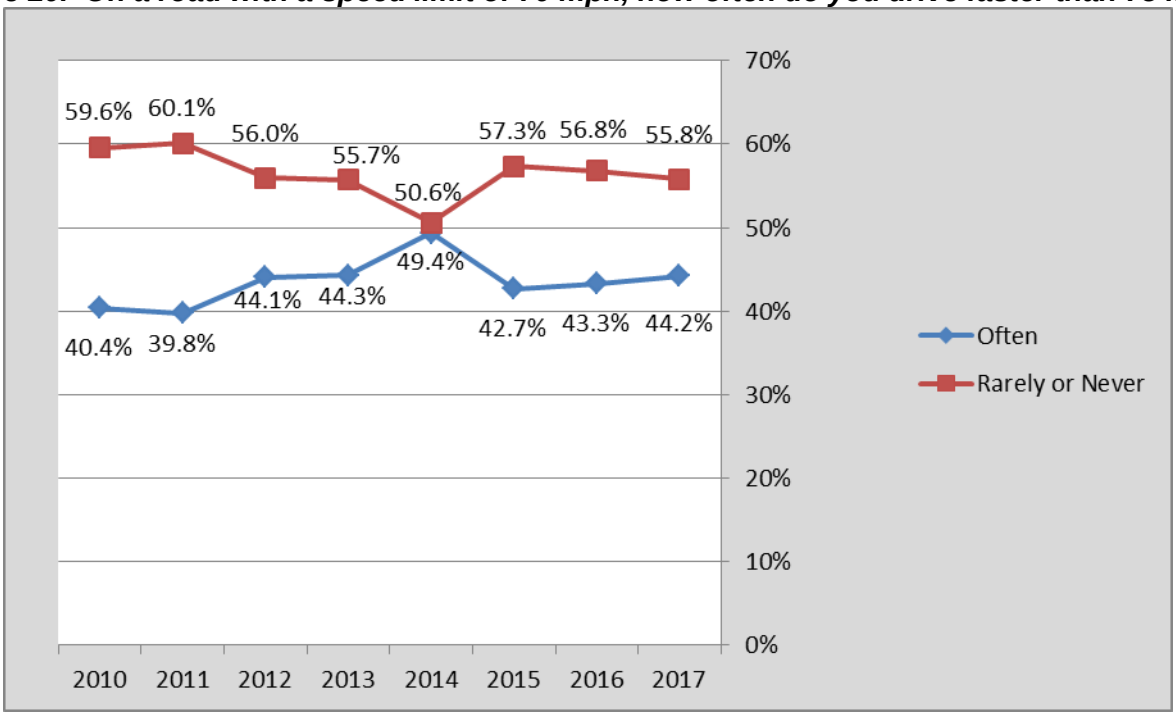

Figure 21. What do you think the chances are of getting a ticket if you drive over the speed limit?

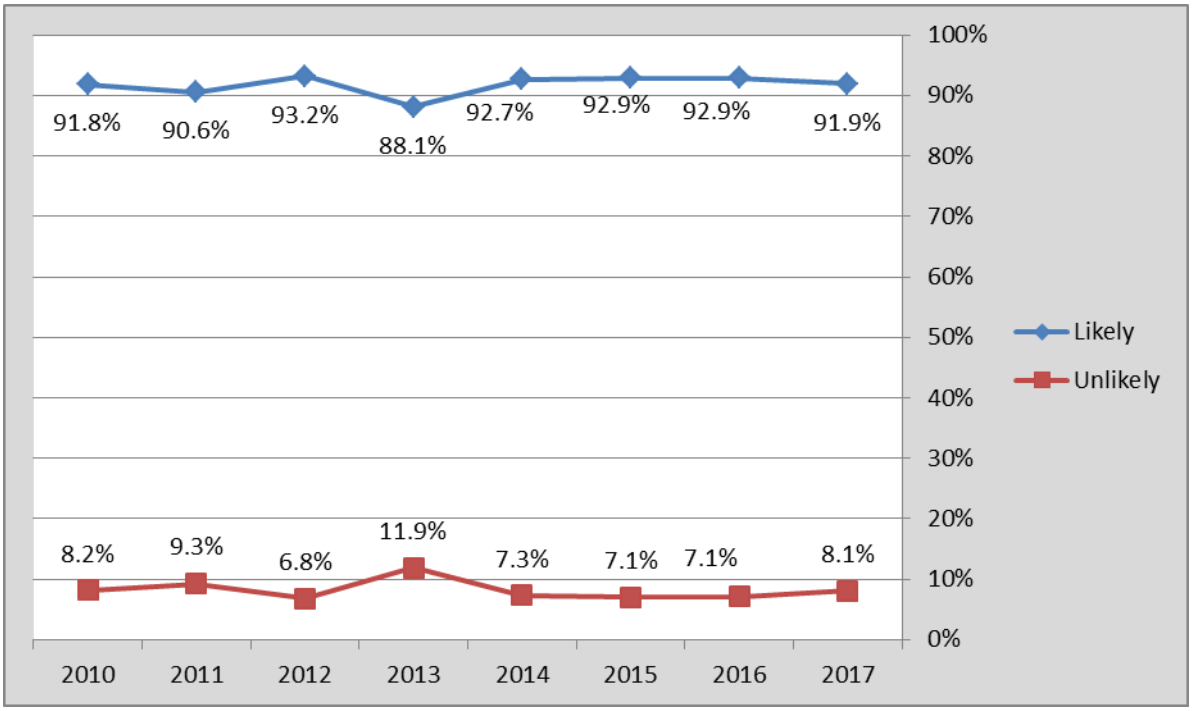

Figure 22. In the past 30 days, have you read, seen or heard anything about speed enforcement by police?

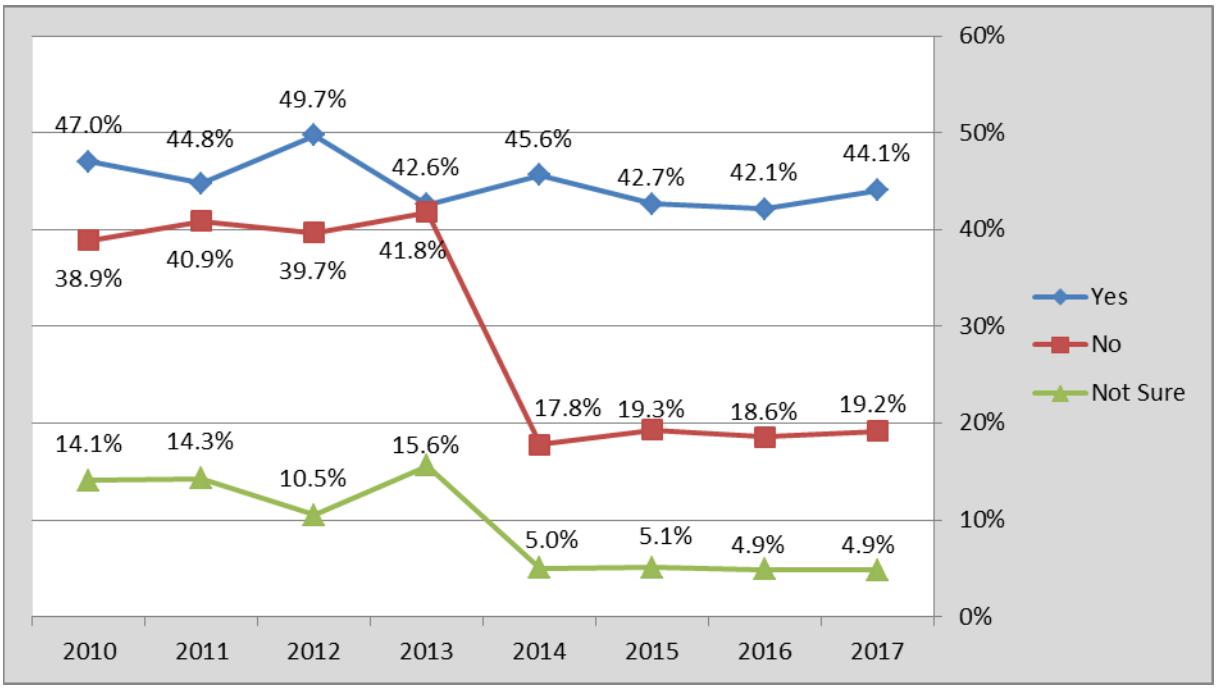

Texas-Specific Question Responses

The 2017 survey included three questions designed to gather additional data related to drinking and driving behavior and knowledge. Respondents were asked if they drive after drinking more than they should. This was based on their own assessment of what 'more than they should' would be.

Just over half (51.7 percent) of the respondents said they had not driven after drinking too much, 31.8 percent said they do not drink, and an additional 11.3 percent said they very rarely drove after drinking (see Figure 23). This means that 135 of the 2628 respondents answering this question reported they sometimes (n=101), frequently (n=14), or very frequently (n=20) drive after having too much to drink.

Figure 23. Self-Reported Impaired Driving

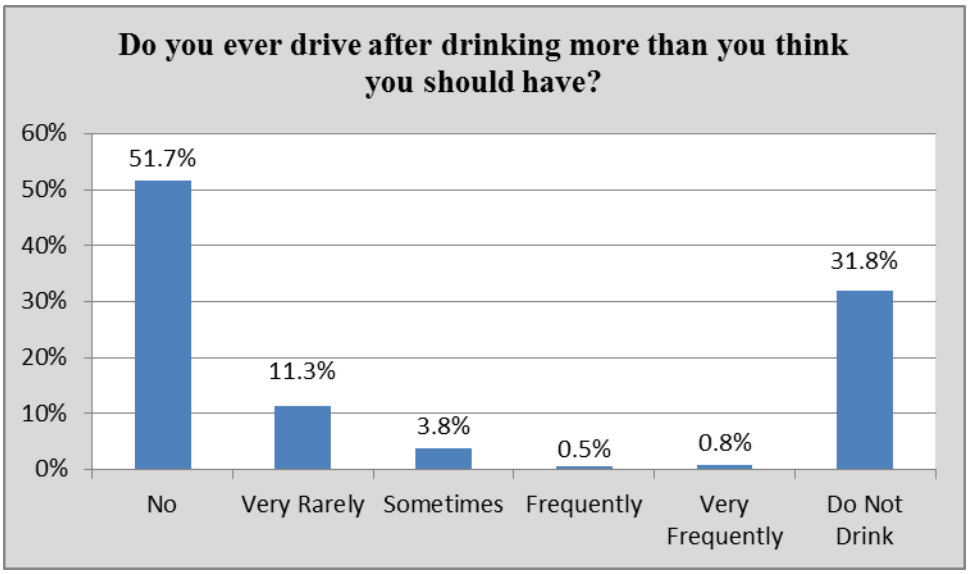

In Texas the legal limit for intoxication is .08 blood alcohol content (BAC). In 2017, just under half of the drivers surveyed (48.9 percent) checked the correct response choice for the legal intoxication question. Figure 27 shows that 31.4 percent of the Texans surveyed were not sure of the legal BAC limit.

Figure 24. Knowledge of BAC intoxication limit in Texas

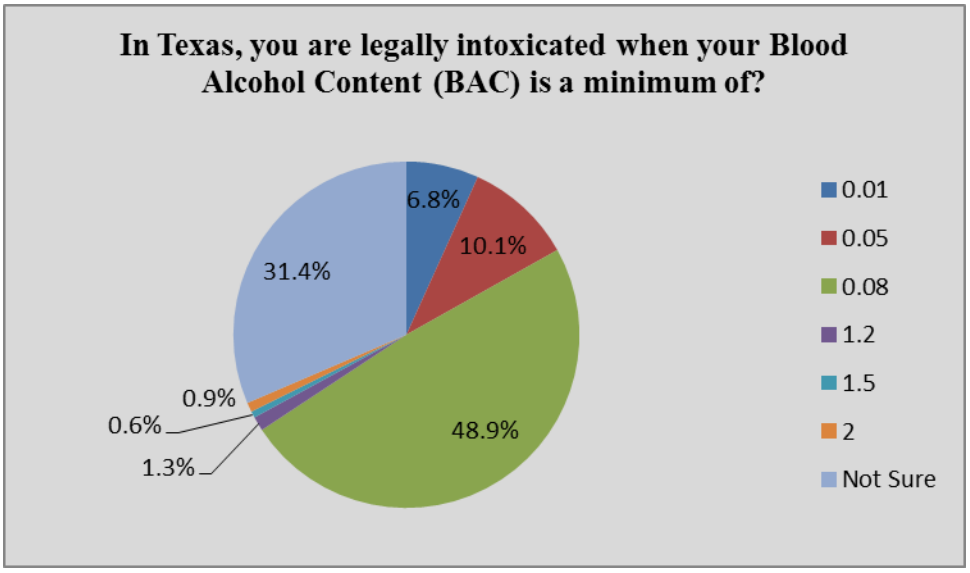

Respondents were asked if they favor or oppose sobriety checkpoints in Texas. Sobriety checkpoints as commonly conducted in other states are not currently conducted in Texas. The survey results revealed that 58.6 percent were in favor of sobriety checkpoints, with 35.4 percent strongly in favor. As shown in Figure 25, 9.1 percent were strongly opposed to sobriety checkpoints, another 9.3 percent were opposed, and the remaining 22.9 percent were neutral on the subject.

Figure 25. Sobriety Checkpoints

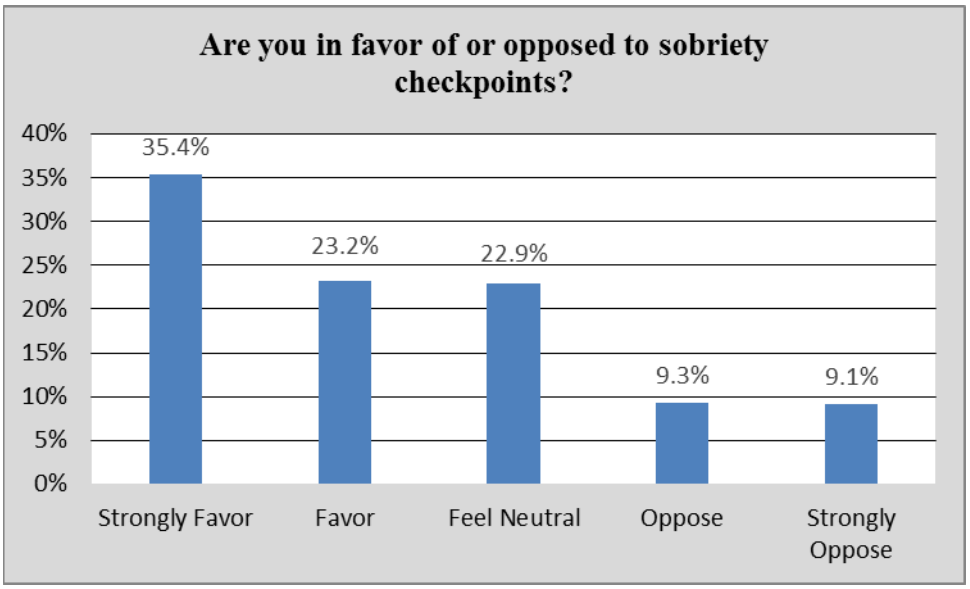

Two questions were included to determine Texans' knowledge with respect to the specifics of texting bans in Texas and the Texas seat belt law. Multiple responses were allowed for the question regarding texting, and three of the four response choices were correct. Figure 26 indicates the frequencies with which choices were selected. Although

there is no statewide texting ban on all Texas roads, almost 59 percent of the respondents (58.9 percent) checked that there is. This is a 2.2 percentage point increase over respondents who thought there was a statewide ban in 2016. A statewide texting ban to be enacted September 1, 2017, was passed the month before the survey was conducted and some respondents checked the 'banned on all roads' option and wrote in 'as of September 1'. The most common aspect of the law still in effect in advance of the statewide ban with which drivers in Texas were most aware is that texting is banned in all school zones. They were much less aware that texting is also banned for drivers under 18 and for school bus drivers. This question had a high Not Sure response at 18.3 percent.

Figure 27 shows the breakdown of responses to the question regarding the seat belt law in Texas. The Texas mandatory seat belt law was amended in September, 2009 to include all occupants in all seating positions. Survey results indicate the public is very aware of the current requirements, as evidenced by the correct response by 82.1 percent of respondents and a Not Sure response by only 4.9 percent of those surveyed. Fewer than two percent (1.6 percent) believe seat belt use is optional in Texas.

Figure 26. Texting Bans

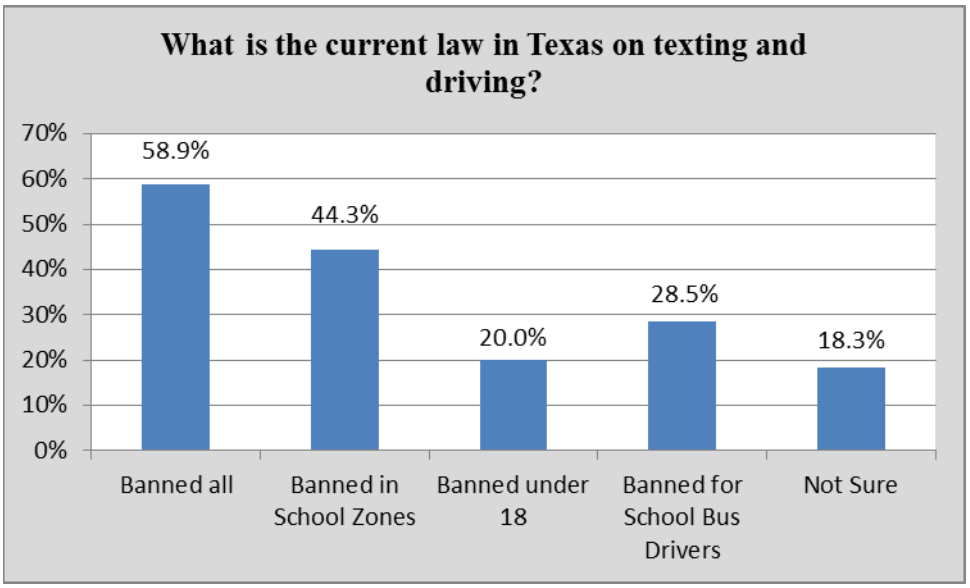

Figure 27. Texas Seat belt Law

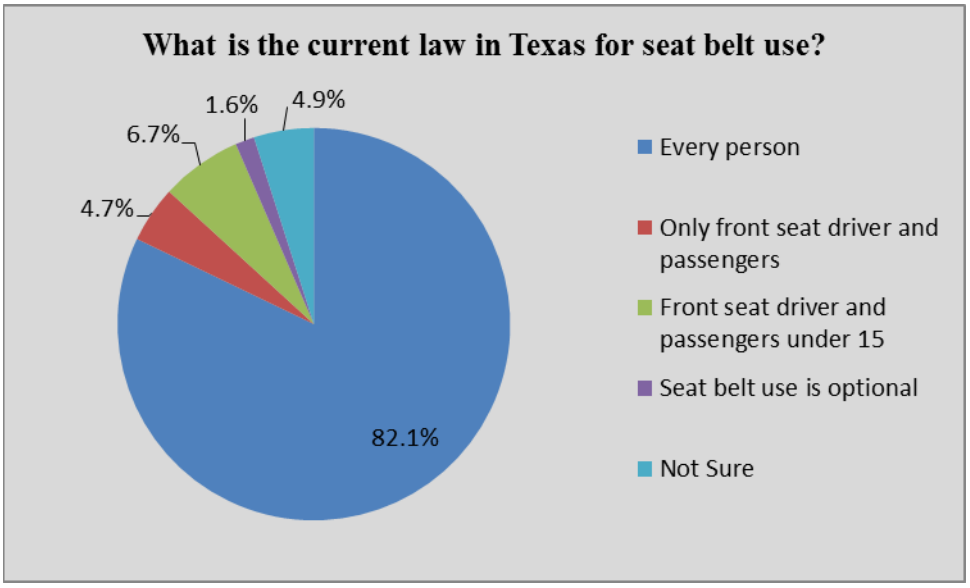

The 2017 survey included a question to measure the awareness of a variety of campaigns used recently to promote traffic safety in the state. Eleven campaign tag lines were presented and respondents were asked to check the ones they had heard. The graph shown in Figure 28 indicates that Click It or Ticket was the most recognized message, checked by 88.1 percent of the respondents, followed by Text Later. It Can Wait." checked by 75.5 percent of the respondents. The least recognized message was "Faces of Drunk Driving", checked by only 10.7 percent of the respondents. Table 5 provides information on the 11 campaigns as to recognition by location.

Figure 28. Traffic Safety Campaign Message Recognition

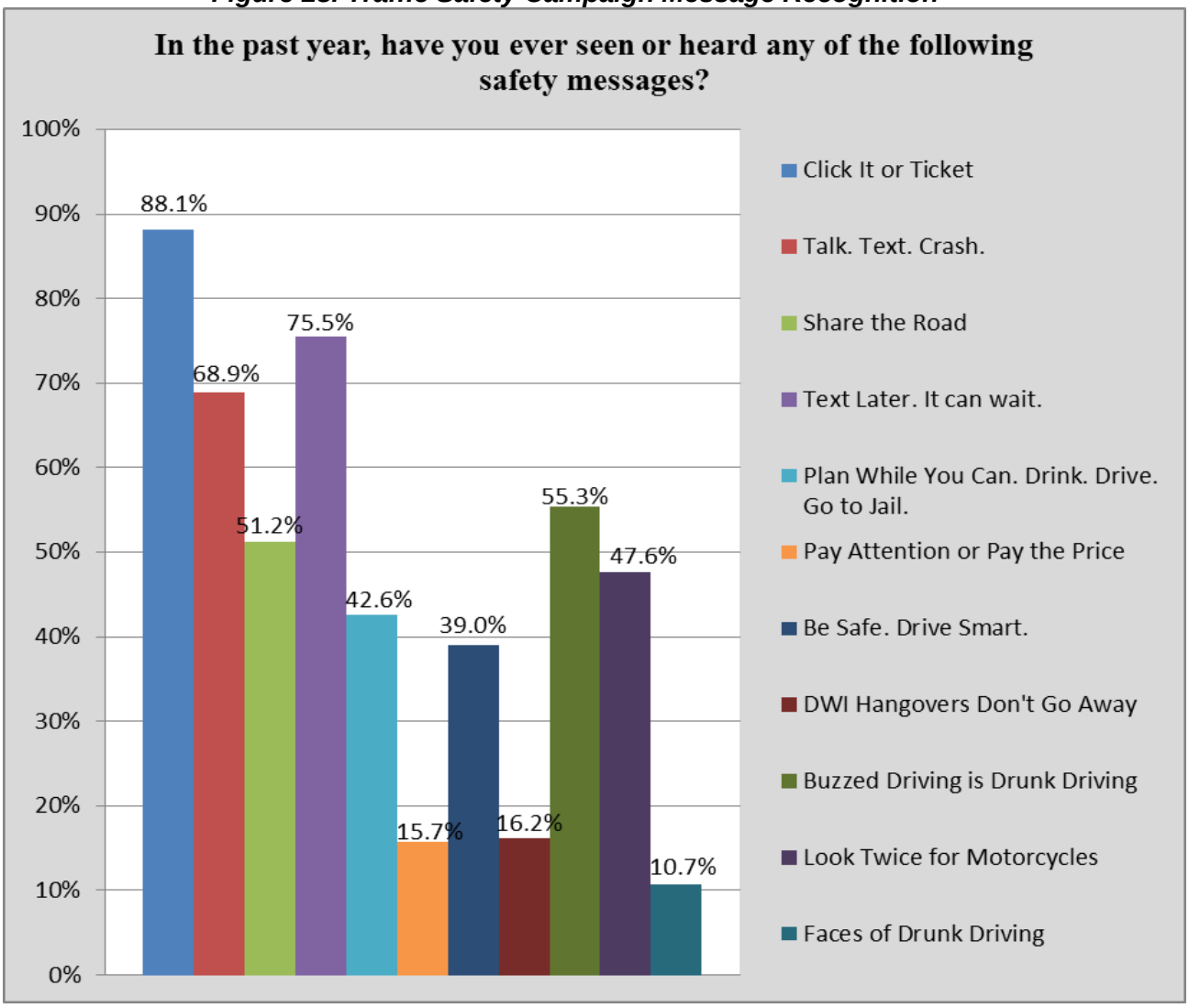

Table 5. Traffic Safety Campaign Recognition

Tag Line	Highest Recognition Area	%	Lowest Recognition Area	%
Click It or Ticket	Big Spring	97.0	Eagle Pass	75.6
Talk. Text. Crash.	Eagle Pass	40.0	Gainesville San Angelo	20.6 20.7
Share the Road	San Angelo Amarillo	72.7 72.4	Dallas	39.8
Text Later. It can wait.	Amarillo	82.8	El Paso	53.2
Plan While You Can. Drink. Drive. Go to Jail.	Wichita Falls	54.1	Eagle Pass	29.0
Pay Attention or Pay the Price	Plainview	33.9	Gainesville	6.4
Be Safe. Drive Smart.	Big Spring	58.2	Gainesville	27.0
DWI Hangovers Don't Go Away	El Paso	26.6	Gainesville	6.4
Buzzed Driving is Drunk Driving	Wichita Falls	74.6	Eagle Pass	44.3
Look Twice for Motorcycles	San Antonio	66.9	Lufkin	28.1
Faces of Drunk Driving	Lufkin Wichita Falls	21.1 21.3	Brenham	4.0

Respondents were asked how often they had done a variety of behaviors related to traffic safety. Table 6 provides the percentages for each of the responses. Considering these responses, the most taboo behavior among the list is to drive without a seat belt, as 81.0 percent said they had never done so. Common illegal driving behaviors self-reported by over 15 percent of respondents included speeding by 15 mph over the speed limit on freeways or highways, and rolling through stop signs.

The most widely reported behavior was using a cell phone while driving, reported as a regular behavior by 10.8 percent of the respondents, and a behavior sometimes done by 24.9 percent. Texting or emailing was the next highest reported regular behavior, reported by 4.6 percent of drivers and sometimes done by another 15.9 percent.

Table 6. Driving Behaviors

In the past 30 days, how often have you done the following?	% Regularly	% Sometimes	% Rarely	% Just Once	% Never
Driven without using seat belt	3.0	4.9	8.8	2.2	81.0
Ridden as a passenger without using seat belt	3.6	8.0	11.3	3.5	73.7
Driven 15mph over the speed limit on a freeway/highway	4.2	10.9	18.7	5.1	61.1
Driven 15mph over the speed limit on a residential street	1.9	4.9	13.7	3.4	76.1
Driven through a light just turned red when could have stopped	1.7	7.3	18.3	11.1	61.6
Driven through a stop sign	3.1	12.1	20.8	9.7	54.3
Driven while very sleepy	2.0	12.1	22.5	9.3	54.0
Talked on cell phone while driving	10.8	24.9	22.9	5.9	32.5
Read or sent text messages or emails while driving	4.6	15.9	22.1	5.7	51.7

A follow-up question was asked to determine if mobile communication device use and drinking and driving behavior had decreased by respondents and if so, what factors were related to the change in behavior. Of the 2,669 people who answered the question regarding cell phone use, 9.4 percent checked they had not been influenced to use cell phones less while driving. Another 26.2 percent said they did not use a cell phone while driving. For those who said they had been influenced to use a cell phone less while driving, the highest percentage (65.7 percent) checked “fear of injury to self or others” as the reason. The least often cited influencer was employee policy (Figure 29).

Of the 2,669 people who responded to the question regarding reasons for not drinking and driving or for stopping drinking and driving, 8.5 percent said they had not been influenced to drink and drive less. Figure 30 shows that for those who had stopped or do not drink and drive, the most prevalent reason was fear of injury to themselves or others (65.7 percent). Over half (53.9 percent) said the effect on their driving, or worry about a wreck was an influencer. Over half (52.8 percent) said they do not drink and drive.

Figure 29. Reasons for not using or stopping use of cell phones

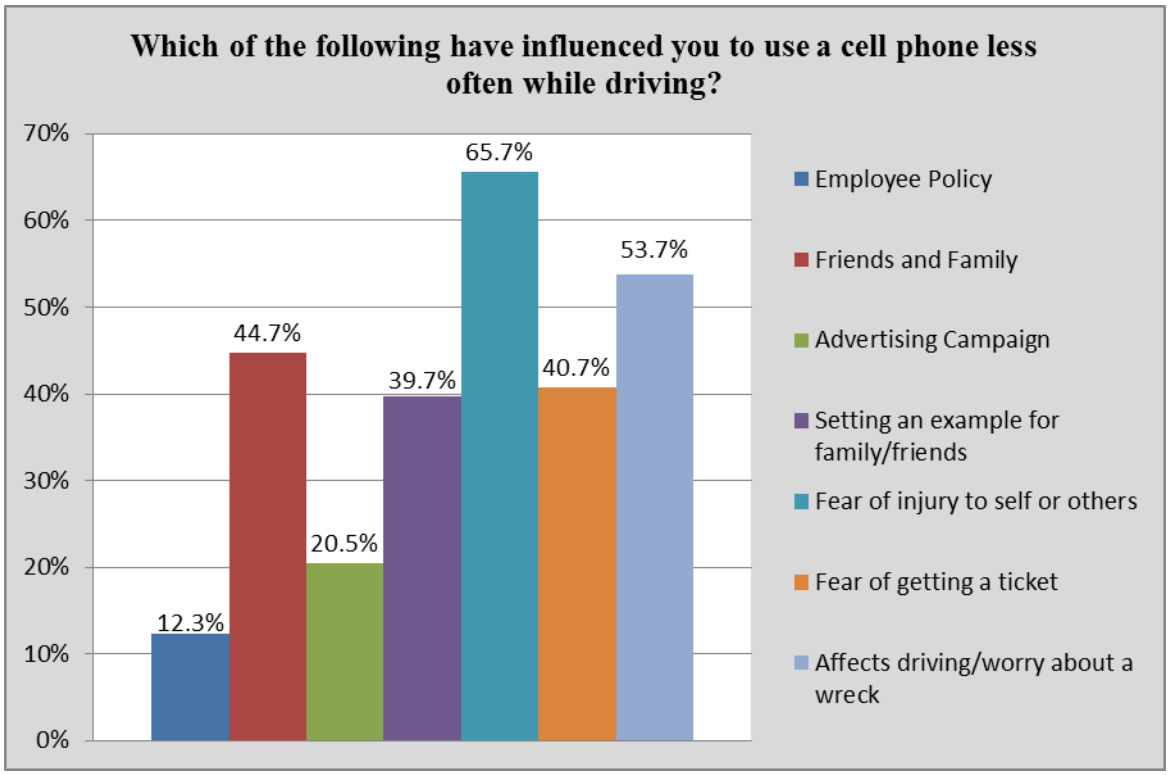

Figure *30. Reasons for not or stopping drinking and driving*

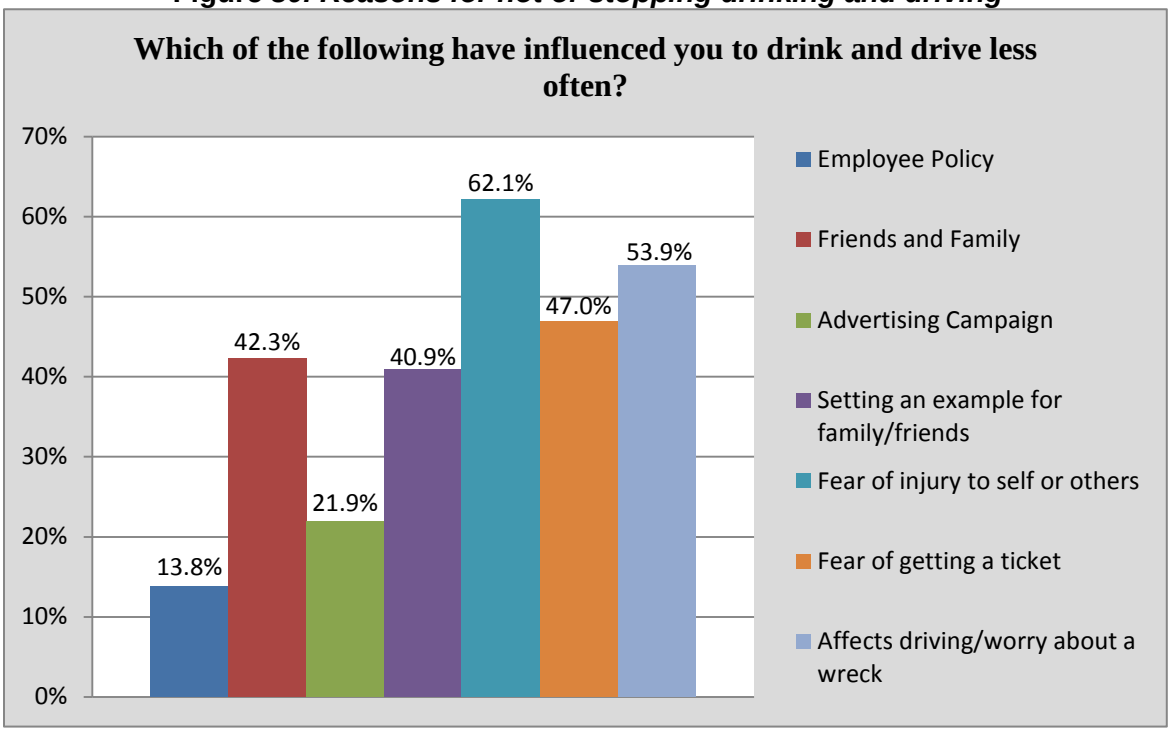

SIGNIFICANT CHANGES FROM 2016 TO 2017

Responses to the core questions were analyzed in comparison to responses to the questions in common on the 2016 survey to determine if any significant changes occurred. Statistically different changes were not found for any of the core questions.

With regard to other Texas specific questions, the following comparisons of 2017 results with prior years' results are noted:

- Click It or Ticket remains the most widely recognized campaign among the 11 presented. The distracted driving message of Talk. Text. Crash. returned to its 2015 recognition level of over 75 percent after a significant decrease in recognition in 2016. Faces of Drunk Driving and Be Safe. Drive Smart. both decreased by statistically significant degrees. All the other campaigns received about the same level of recognition by the survey respondents

- Texans remain relatively unsure of statewide bans on texting and driving, with over half believing Texas bans texting on all roads, as they have in previous survey waves. In contrast, the seat belt law is widely known. As in previous years, almost one-third of the Texans surveyed indicated they were not sure of the BAC level that is defined as intoxication in Texas.

SUMMARY AND CONCLUSIONS

- The Click It or Ticket message was the most highly recognized of 11 traffic safety campaign messages.

- Approximately 96 percent of respondents reported they always or nearly always use their seat belt.

- Impaired driving and seat belt enforcement campaign messages are seen and heard by Texas drivers, as evidenced by the majority of Texans surveyed who said they had read, seen or heard an impaired driving and seat belt enforcement message in the past 30 or 60 days or in the past year.

- Most Texas drivers believe it is very likely that impaired drivers will be arrested.

- Less than half of those surveyed (48.9 percent) knew the legal BAC limit for intoxication in Texas, with 31.4 percent saying they were not sure what the limit is.

- Self-reported cell phone use among drivers is most common relative to other traffic safety risk behaviors, with second most common being texting while driving.

- Over 20 percent of drivers reported regularly or sometimes texting while driving in the past 30 days.

- Over 40 percent of drivers admit they sometimes exceed the speed limit—45.5 percent by 5 mph on local roads and 44.2 percent by 5 mph sometimes or more frequently on highways with 70 mph speed limits. Almost 7 percent of drivers said they had sometimes or regularly driven 15 mph over the speed limit on residential streets in the last 30 days. Over 15 percent said they had sometimes or regularly driving 15 mph over the speed limit on freeways or highways in the past 30 days.

- 15.2 percent of survey respondents claimed they had sometimes or regularly rolled through a stop sign within the past 30 days.

- The most often cited influence on reducing cell phone use and impaired driving behavior is fear of injury to themselves or others. The least often cited influence is an employer policy.

APPENDIX A: Questionnaire and 2017 Responses

Question	Answer Choices						
1. What type of vehicle do you drive most often?	None, I do not drive 6.7%	Passenger Car 39.9%	Pickup 16.6%	SUV 27.7%	Van 3.0%	Motorcycle 0.6%	Other 5.5%
2. Have you read, seen or heard anything about seat belt law enforcement by police?	Yes, in the past 60 days 41.8%	Yes, in the past year 35.0%	No 17.3%	Not Sure 6.0%			
3. Have you read, seen or heard anything about speed enforcement by police?	Yes, in the past 30 days 44.07%	Yes, in the past year 31.91 %	No 19.17%	Not Sure 4.85%			
4. Have you read, seen or heard anything about alcohol impaired driving (or drunk driving) enforcement by police?	Yes, in the past 30 days 57.0%	Yes, in the past year 30.0%	No 10.3%	Not Sure 2.7%			
5. How often do you use seat belts when you drive or ride in a car, van, SUV or pickup?	Always 90.2%	Nearly Always 5.5%	Sometimes 2.6%	Seldom 1.1%	Never 0.7 %		
6. On a local road with a speed limit of 30 mph, how often do you drive faster than 35 mph?	Most of the time 8.3%	About half of the time 10.7%	Sometimes 26.5%	Rarely 32.1%	Never 22.4%		
7. On a road with a speed limit of 70 mph, how often do you drive faster than 75 mph?	Most of the time 10.3%	About half of the time 10.9%	Sometimes 23.0%	Rarely 30.0%	Never 25.8%		
8. What do you think the chances are of getting a ticket if you don't wear your seat belt?	Very Likely 51.1%	Somewhat Likely 16.4%	Likely 18.0%	Unlikely 9.6%	Very Unlikely 4.9%		
9. What do you think the chances are of getting a ticket if you drive over the speed limit?	Very Likely 51.3%	Somewhat Likely 22.4%	Likely 18.2%	Unlikely 5.7%	Very Unlikely 2.4%		
10. What do you think the chances are of someone getting arrested if they drive after drinking?	Very Likely 66.7%	Somewhat Likely 16.0%	Likely 12.0%	Unlikely 3.8%	Very Unlikely 1.6 %		
11. Are you in favor of or opposed to sobriety checkpoints (where drivers are stopped briefly by police to check for alcohol impaired driving)?	Strongly Favor 35.4%	Favor 23.3%	Feel Neutral 22.9 %	Oppose 9.3%	Strongly Oppose 9.2%		
12. In Texas, you are legally intoxicated when your Blood Alcohol Content (BAC) is a minimum of?	.01 6.8%	.05 10.1%	.08 48.9%	1.20 1.3%	1.50 0.6%	2.0 0.9%	Not Sure 31.4%
13. Do you ever drive after drinking more than you think you should have?	No 51.7%	Very Rarely 11.3%	Sometimes3.8%	Frequently 0.5%	Very Frequently 0.8%	Do Not Drink 31.9%	
14. In the past 60 days, how many times have you driven a motor vehicle within 2 hours after drinking alcoholic beverages?	_____ Number of times (fill in) 15.4%	None, I do not drink 33.4%	None, I do not drink & drive 51.1%				

15. In the past year, have you ever seen or heard any of the following safety messages? [Check all that apply.]

88.1% Click It or Ticket
68.9% Talk. Text. Crash.
51.3% Share the Road
75.5% Text Later. It can wait.
42.6% Plan While You Can. Drink. Drive. Go to Jail.
15.7% Pay Attention or Pay the Price
39.0% Be Safe. Drive Smart.
16.2% DWI Hangovers Don't Go Away
55.3% Buzzed Driving is Drunk Driving
47.6% Look Twice for Motorcycles
10.7% Faces of Drunk Driving

16. What is the current law in Texas on texting and driving? [Check all that apply.]

58.9% Texting while driving is banned on all roads in Texas
44.3% Texting while driving is banned in all Texas school zones
20.0% Teens under age 18 are banned from texting while driving in Texas
28.5% School bus drivers are banned from texting while driving in Texas
18.3% Not Sure

17. What is the current law in Texas for seat belt use?

82.1% Every person in vehicle required to use seat belts
4.7% Only front seat driver and passengers required to use seat belts
6.7% Front seat drivers and passengers who are under age 15 are required to use seat belts
1.6% Seat belt use is optional in Texas
5.0 % Not Sure

18. In the past 30 days, how often have you done the following?

	Regularly	Sometimes	Rarely	Just Once	Never
Driven without using your seatbelt	3.0%	4.9%	8.8%	2.2%	81.0%
Ridden as a passenger without using your seatbelt	3.6%	8.0%	11.3%	3.5%	73.7%
Driven 15 mph over the speed limit on a freeway or highway	4.2%	10.9%	18.7%	5.1%	61.1%
Driven 15 mph over the speed limit on a residential street	1.9%	4.9%	13.7%	3.4%	76.1%
Driven through a light just turned red when you could have stopped	1.7%	7.3%	18.3%	11.1%	61.6%
Rolled through a stop sign without coming to a complete stop	3.1%	12.1%	20.8%	9.7 %	54.3%
Driven when you were feeling very sleepy	2.0%	12.1%	22.5%	9.3%	54.0%
Talked on your cell phone while you were driving	10.8%	24.9%	22.9%	5.9%	35.5%
Read or sent a text message or email while you were driving	4.6%	15.9%	22.1%	5.7%	51.7%

19. Which of the following have influenced you? Check all that apply:

	Employee Policy	Friends and Family	Advertising Campaign	Setting an example for family/friends	Fear of injury to self or others	Fear of getting a ticket	Affects driving/worry about a wreck
To use a cell phone less often while driving	12.3%	44.7%	20.5%	39.7%	65.7%	40.7%	53.7%
To drink and drive less often	13.8%	42.3%	21.9%	40.9%	62.1%	47.0%	53.9%

9.4% None of the above -- I have not been influenced to use a cell phone less while driving
8.5% None of the above – I have not been influenced to drink and drive less
26.2% I do not use a cell phone while driving
52.8% I do not drink and drive

20. What is your age? 15.6% 18–21 21.6% 22–30 31.5% 31–45 24.9% 46–65 6.5% Over 65

21. What is your race/ethnicity?

39.1% White 13.7% Black 38.8% Hispanic 4.1% Asian 1.8% Other 2.6% Combination

22. What is your gender? 43.6% Male 56.4% Female

23. What is your zip code? 554 unique zip codes from all surveys

Large Cities

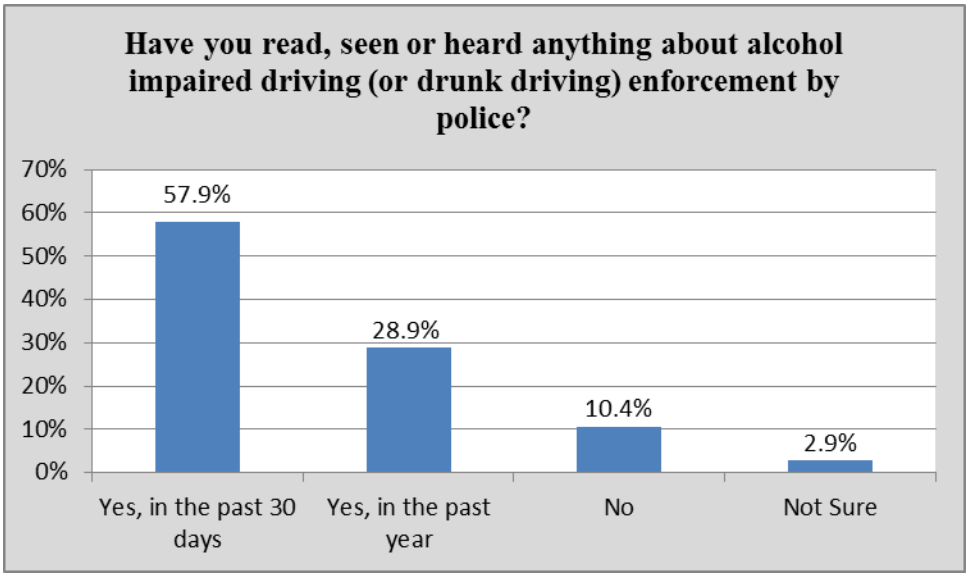

Small Cities

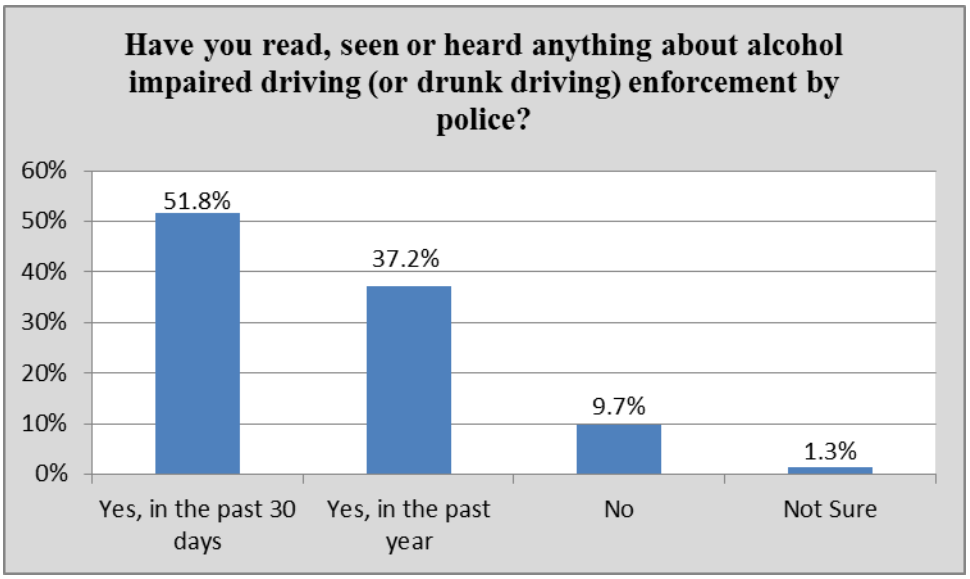

Large Cities

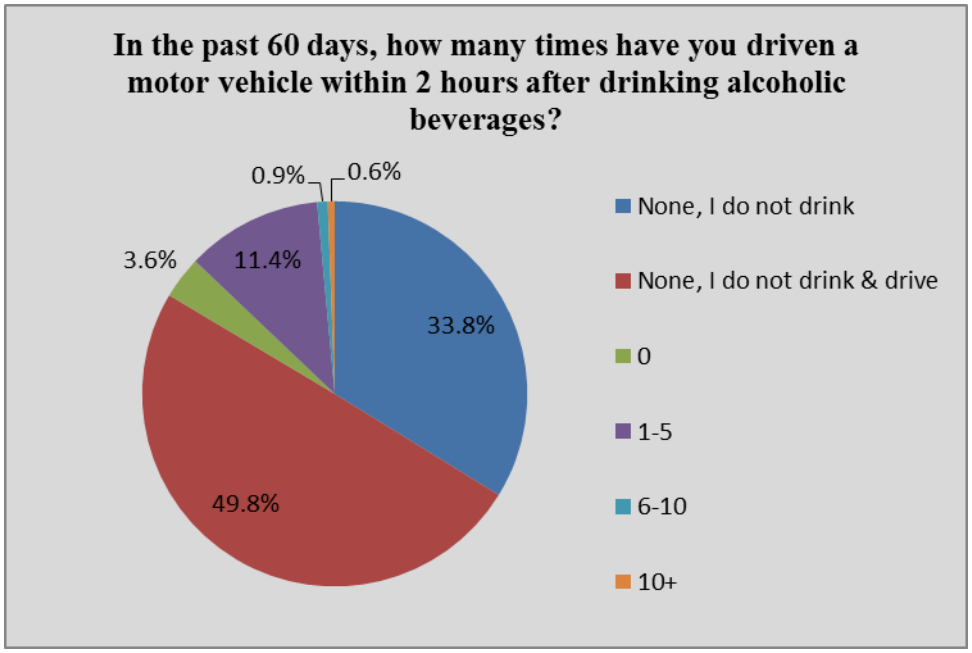

Small Cities

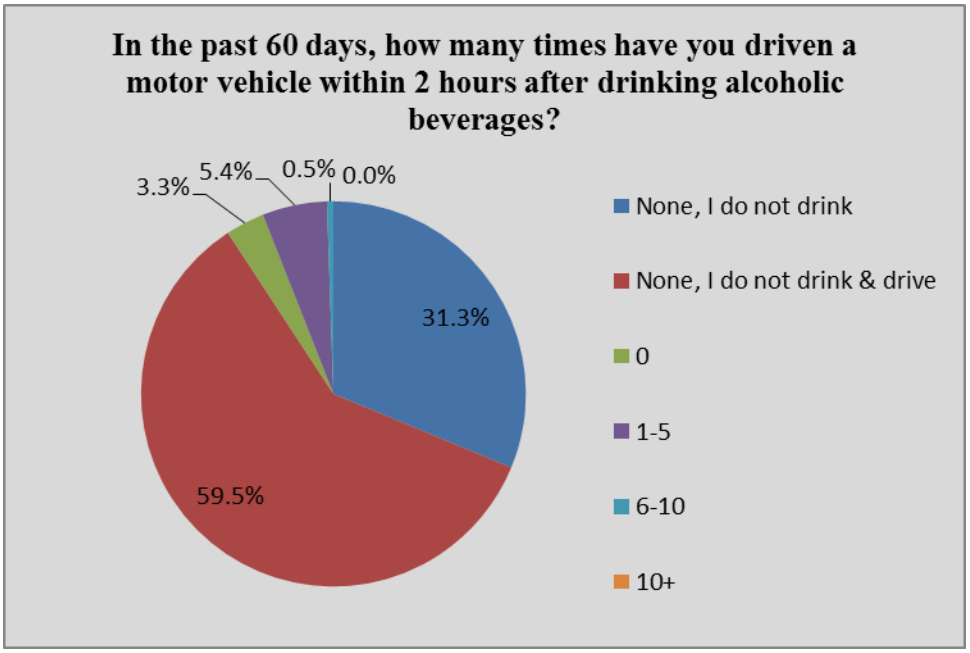

Large Cities

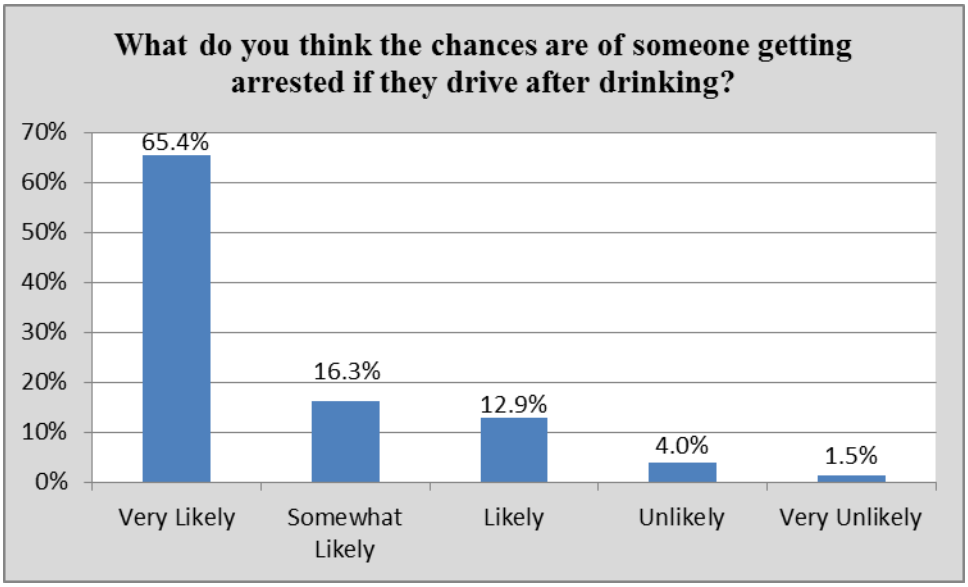

Small Cities

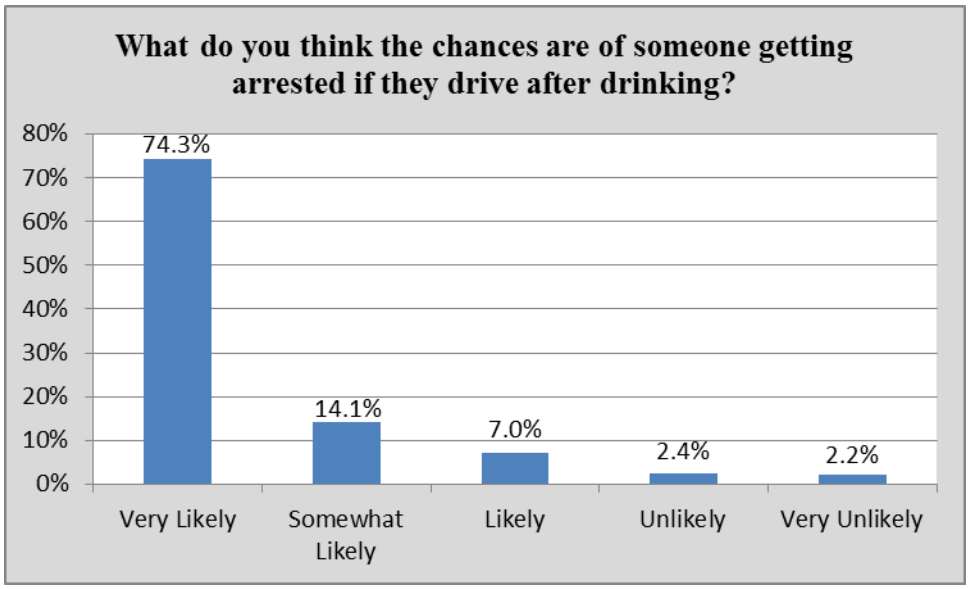

Large Cities

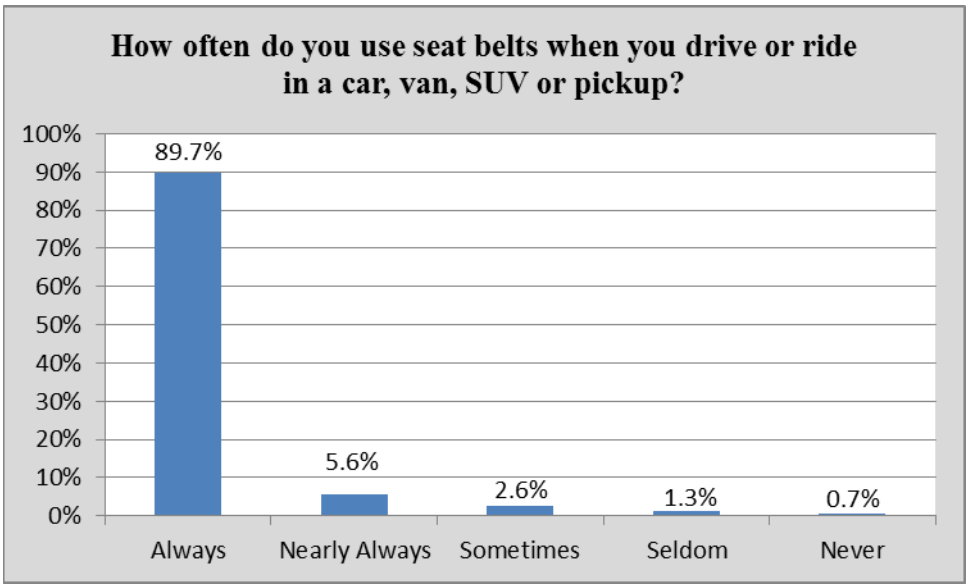

Small Cities

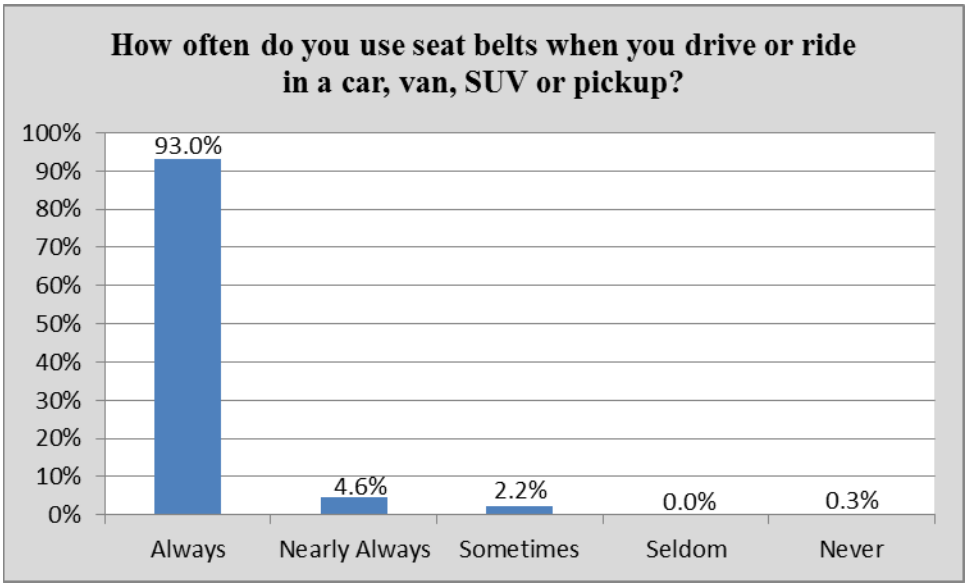

Large Cities

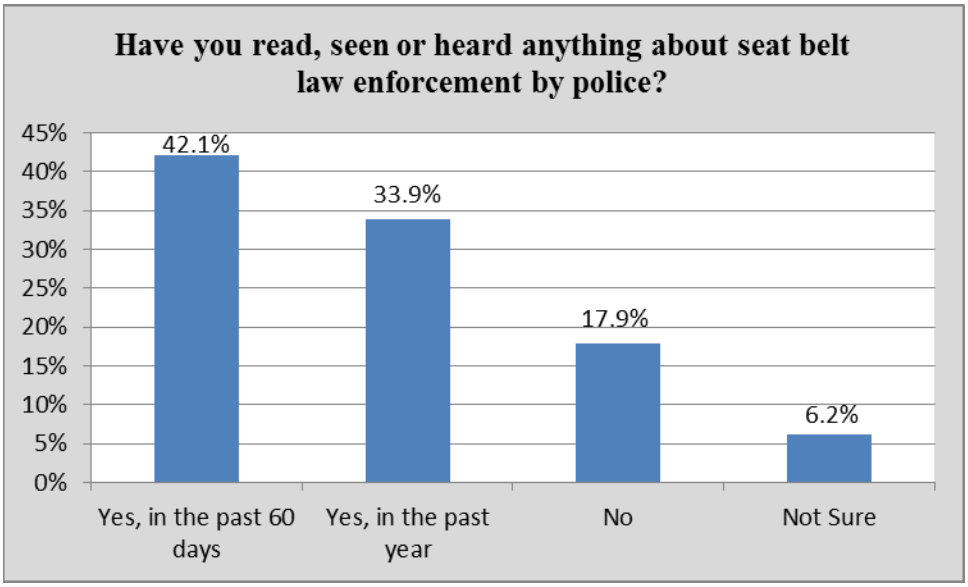

Small Cities

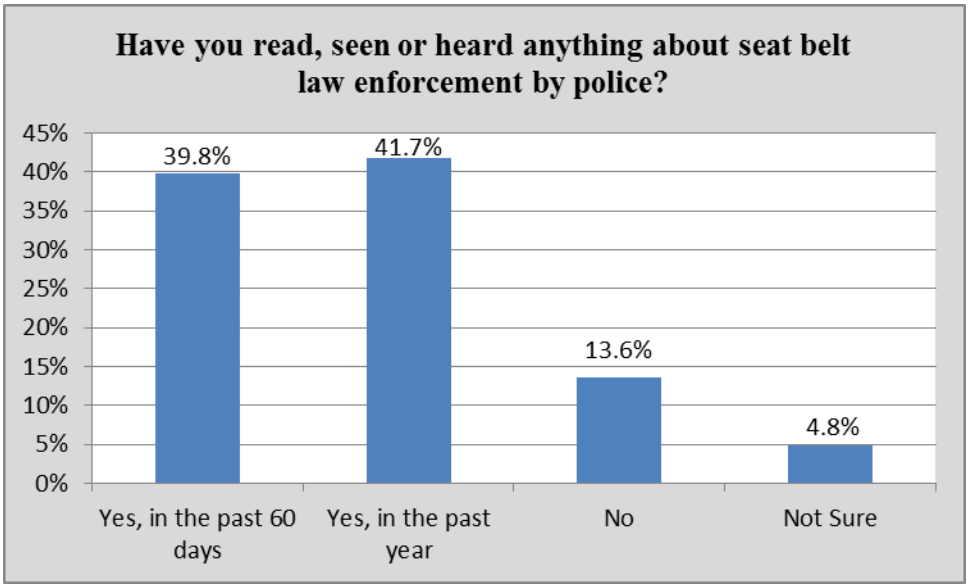

Large Cities

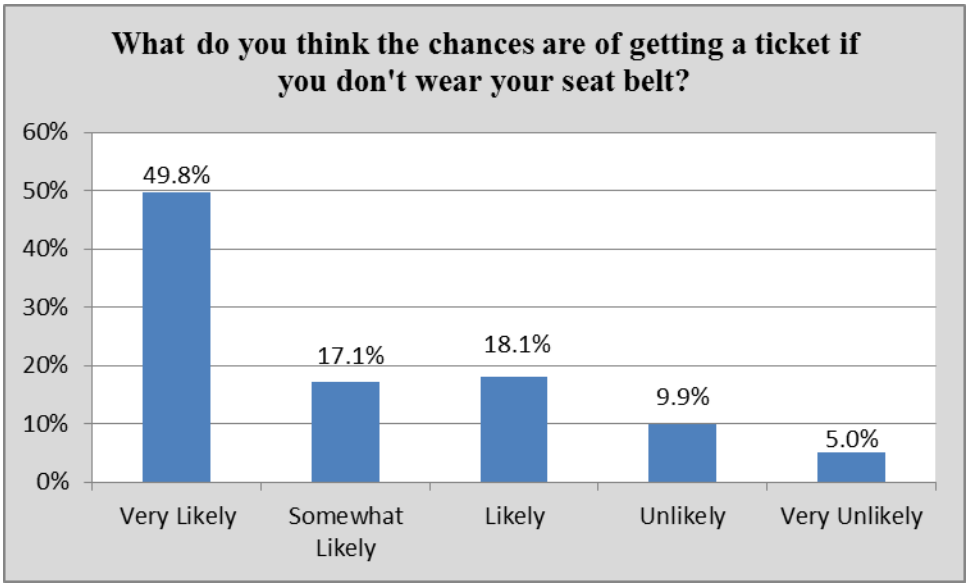

Small Cities

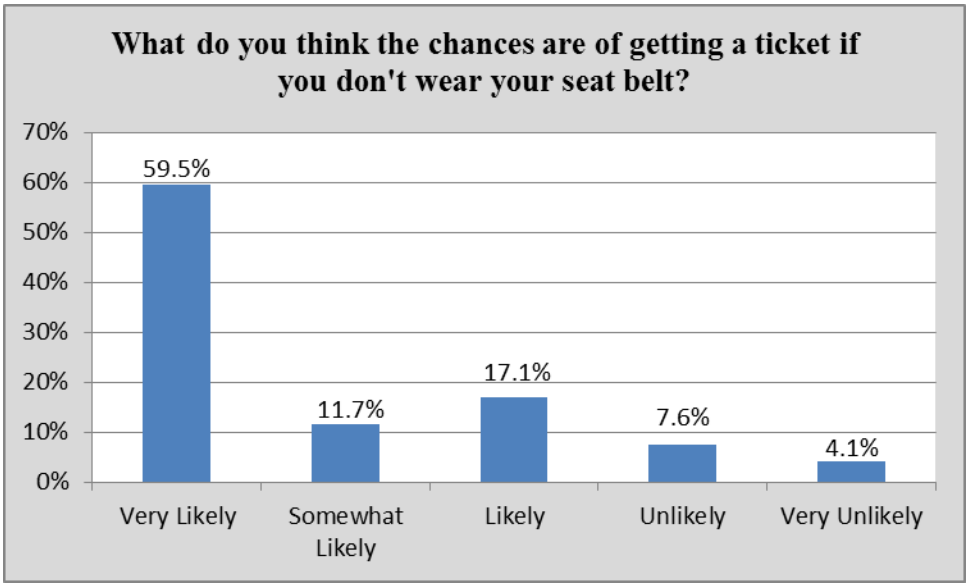

Large Cities

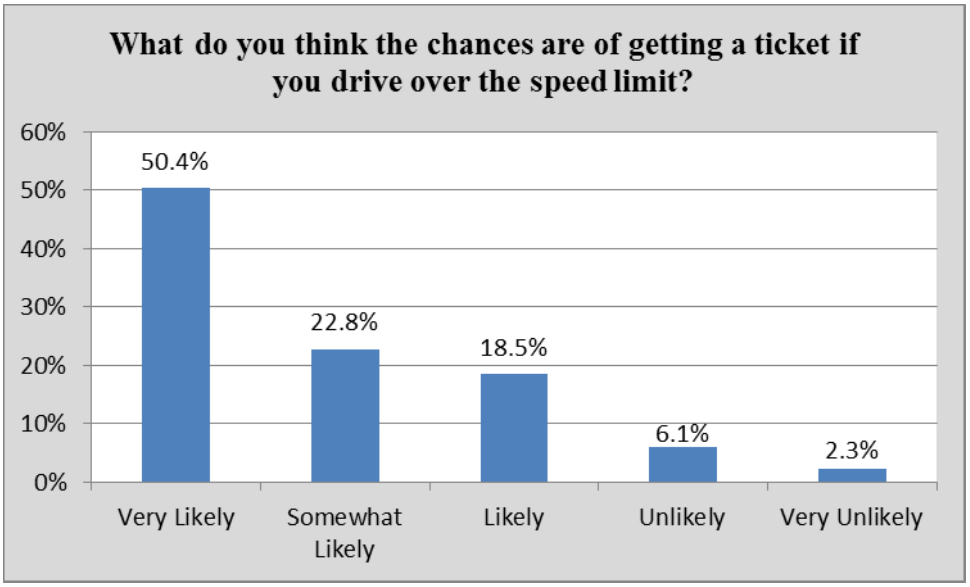

Small Cities

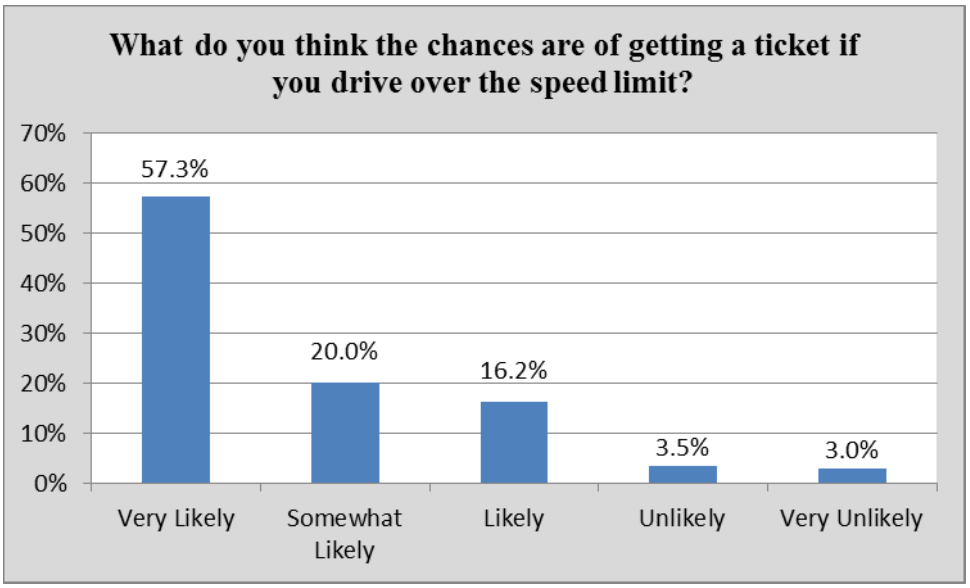

Large Cities

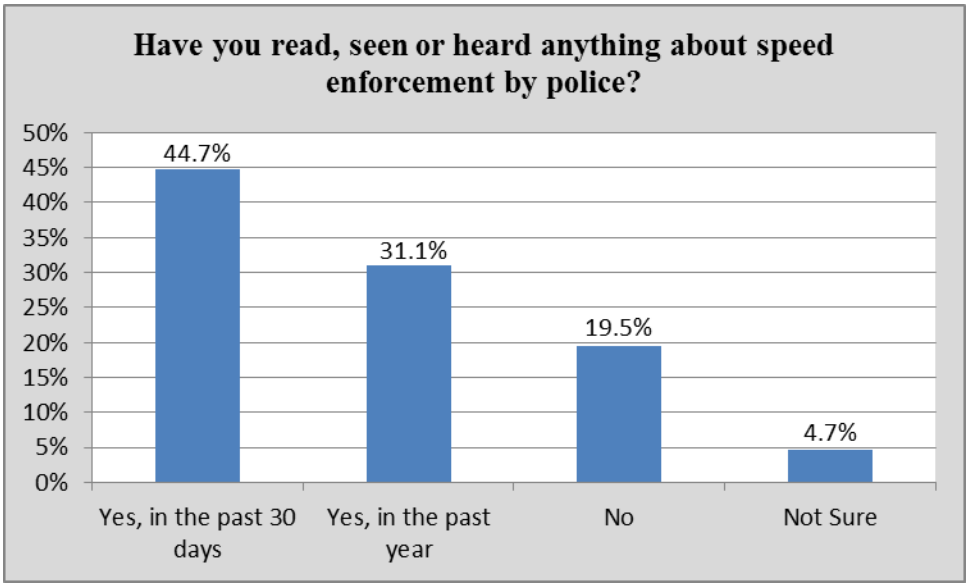

Small Cities

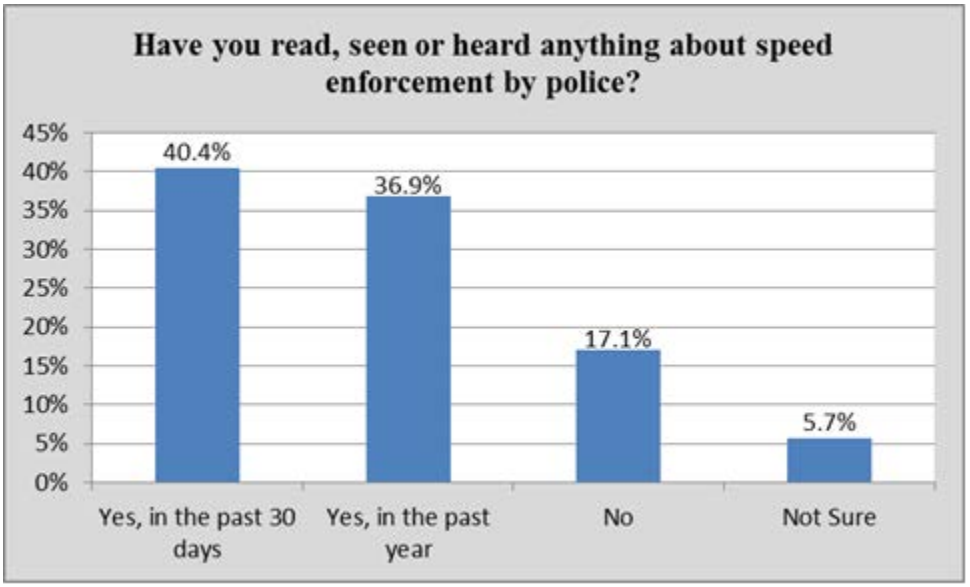

Large Cities

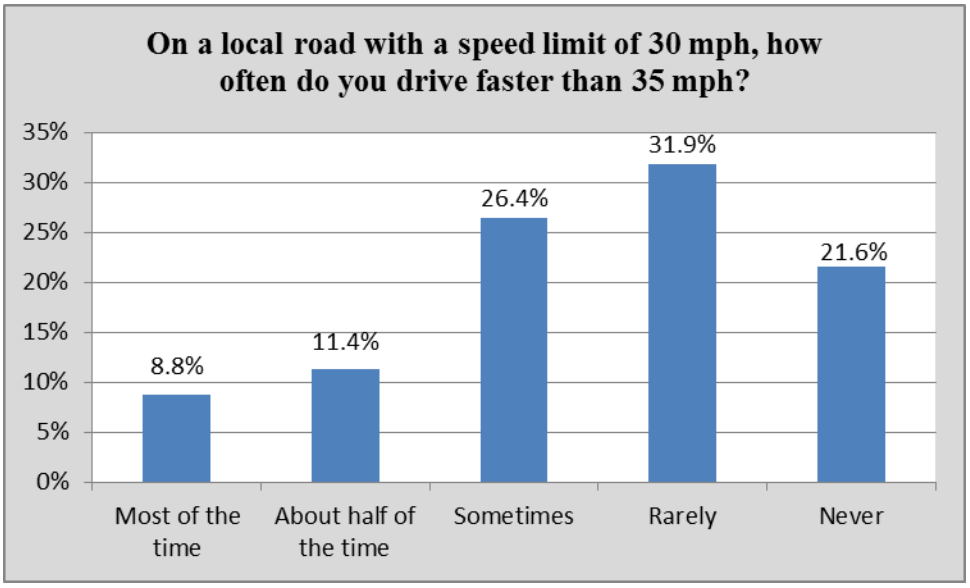

Small Cities

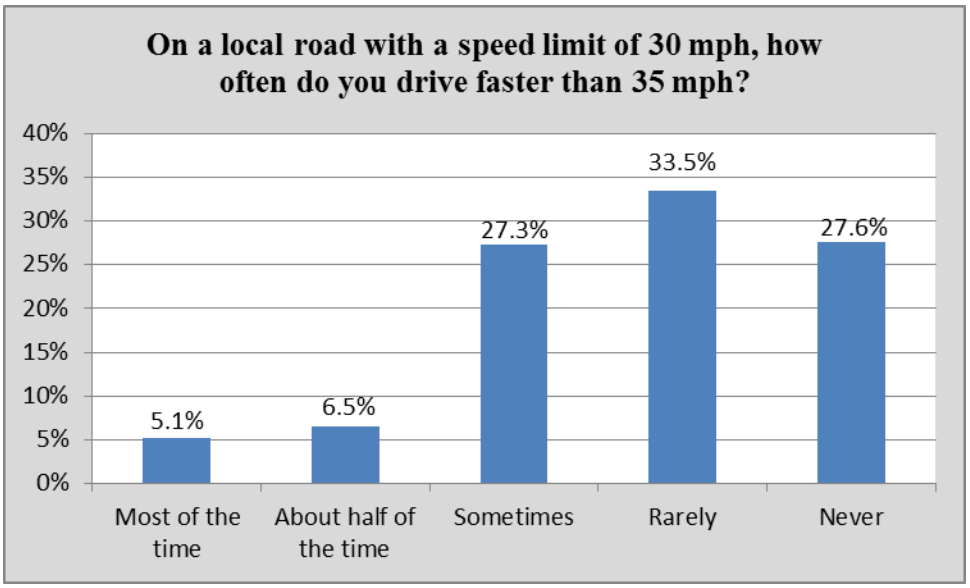

Large Cities

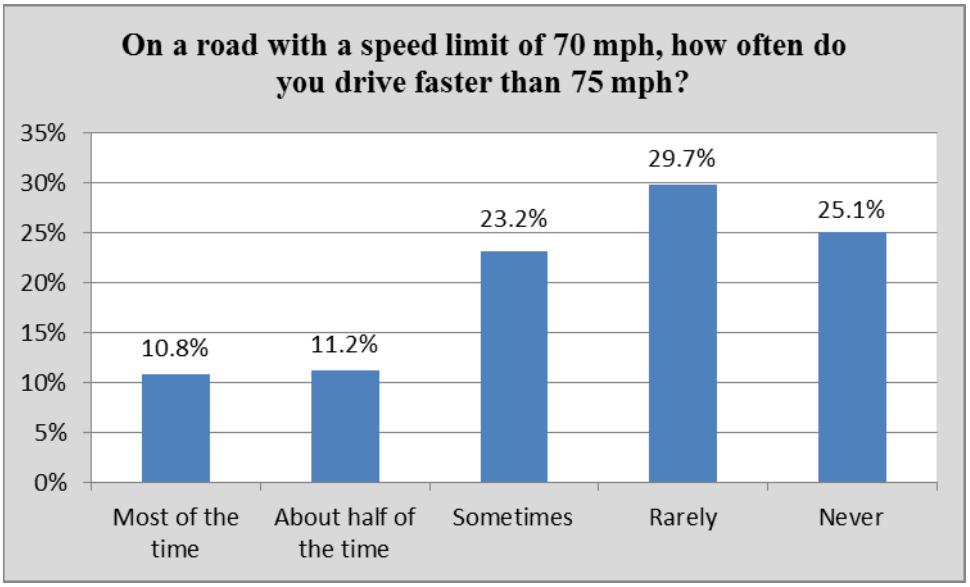

Small Cities

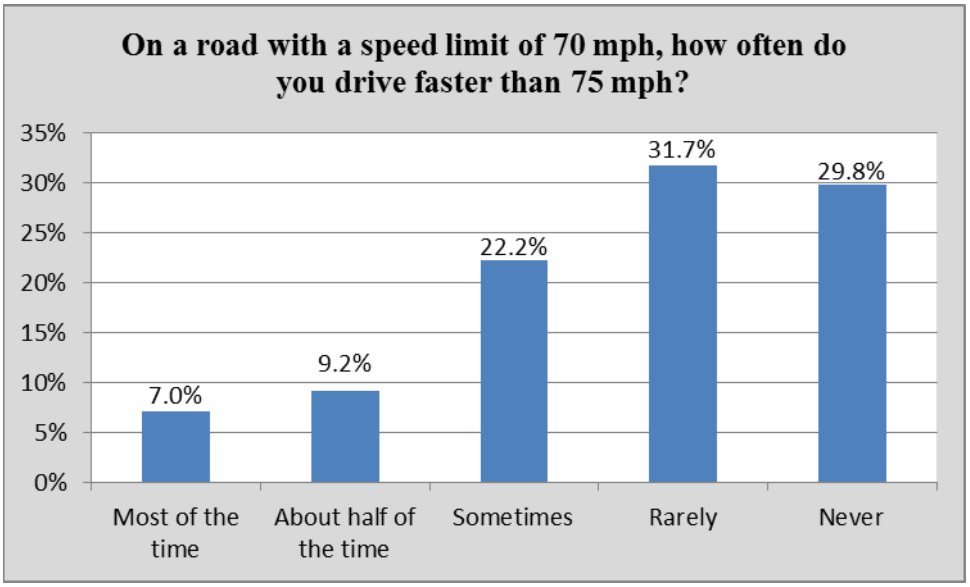

APPENDIX C: CORE QUESTION RESPONSE PERCENTAGES BY YEAR

Have you read, seen or heard anything about seat belt law enforcement by police?					
	Yes, in the past 60 days	Yes, in the past year	Combined Yes	No	Not Sure
2010	72.7%	N/A	72.7%	22.2%	5.1%
2011	66.2%	N/A	66.2%	27.7%	6.1%
2012	70.2%	N/A	70.2%	25.2%	4.6%
2013	62.8%	N/A	62.8%	28.6%	8.6%
2014	50.1%	31.6%	81.7%	13.3%	5.0%
2015	46.2%	34.1%	80.3%	14.7%	5.1%
2016	44.3%	34.5%	78.8%	16.2%	5.0%
2017	41.8%	35.0%	76.8%	17.3%	6.0%
Have you read, seen or heard anything about speed enforcement by police?					
	Yes, in the past 30 days	Yes, in the past Year	Combined Yes	No	Not Sure
2010	47.0%	N/A	47.0%	38.9%	14.1%
2011	44.8%	N/A	44.8%	40.9%	14.3%
2012	49.7%	N/A	49.7%	39.7%	10.5%
2013	42.6%	N/A	42.6%	41.8%	15.6%
2014	45.6%	31.6%	77.2%	17.8%	5.0%
2015	42.7%	32.9%	75.6%	19.3%	5.1%
2016	42.1%	34.5%	76.6%	18.6%	4.9%
2017	44.1%	31.9%	76.0%	19.2%	4.9%
Have you read, seen or heard anything about alcohol impaired driving (or drunk driving) enforcement by police?					
	Yes, in the past 30 days	Yes, in the past year	Combined Yes	No	Not Sure
2010	71.6%	N/A	71.6%	20.6%	7.8%
2011	75.1%	N/A	75.1%	19.1%	5.8%
2012	74.1%	N/A	74.1%	21.0%	4.9%
2013	66.8%	N/A	66.8%	24.4%	8.7%
2014	59.0%	28.8%	87.8%	9.3%	2.9%
2015	60.0%	28.8%	88.8%	8.9%	2.3%
2016	56.1%	31.7%	87.8%	9.6%	2.6%
2017	57.0%	30.0%	87.0%	10.3%	2.7%
What do you think the chances are of getting a ticket if you don't wear your seat belt?					
	Very Likely	Somewhat Likely	Likely	Unlikely	Very Unlikely
2010	48.1%	19.9%	21.7%	6.9%	3.5%
2011	47.8%	19.0%	21.1%	7.5%	4.7%
2012	47.4%	22.5%	18.2%	7.3%	4.7%
2013	47.5%	18.2%	20.5%	8.9%	5.0%
2014	51.9%	18.7%	16.3%	9.2%	3.9%
2015	53.8%	18.0%	17.3%	6.8%	4.1%
2016	53.6%	17.0%	18.2%	7.5%	3.7%
2017	51.1%	16.4%	18.0%	9.6%	4.9%

What do you think the chances are of getting a ticket if you drive over the speed limit?					
	Very Likely	Somewhat Likely	Likely	Unlikely	Very Unlikely
2010	41.3%	27.0%	23.5%	5.8%	2.4%
2011	43.1%	25.4%	22.1%	6.9%	2.4%
2012	41.9%	29.7%	21.6%	4.6%	2.2%
2013	43.6%	22.7%	21.8%	8.6%	3.3%
2014	47.4%	27.0%	18.3%	5.1%	2.2%
2015	52.1%	22.7%	18.2%	4.6%	2.5%
2016	50.6%	23.3%	19.0%	4.7%	2.4%
2017	51.3%	22.4%	18.1%	5.7%	2.4%
What do you think the chances are of someone getting arrested if they drive after drinking?					
	Very Likely	Somewhat Likely	Likely	Unlikely	Very Unlikely
2010	56.3%	20.3%	15.6%	4.9%	2.9%
2011	59.1%	18.6%	15.6%	4.0%	2.6%
2012	56.7%	22.8%	12.8%	5.2%	2.5%
2013	57.7%	18.0%	16.3%	4.9%	3.1%
2014	62.8%	18.5%	13.1%	3.9%	1.8%
2015	65.6%	16.5%	13.0%	2.7%	2.3%
2016	65.4%	17.3%	11.8%	3.3%	2.1%
2017	66.7%	16.0%	12.0%	3.8%	1.6%
How often do you use seat belt when you drive or ride in a car, van, SUV or pickup?					
	Always	Nearly Always	Sometimes	Seldom	Never
2010	91.1%	5.7%	2.3%	0.5%	0.4%
2011	89.8%	6.7%	2.1%	0.7%	0.7%
2012	90.4%	6.8%	2.3%	0.3%	0.3%
2013	88.0%	8.9%	1.8%	0.5%	0.8%
2014	91.2%	6.0%	1.8%	0.3%	0.7%
2015	91.8%	4.7%	2.1%	0.7%	0.6%
2016	90.1%	5.7%	3.0%	0.3%	0.9%
2017	90.2%	5.5%	2.6%	1.1%	0.7%
On a local road with a speed limit of 30 mph, how often do you drive faster than 35 mph?					
	Most of the time	About half the time	Sometimes	Rarely	Never
2010	9.0%	12.1%	29.0%	33.5%	16.3%
2011	8.4%	11.7%	29.7%	32.6%	17.6%
2012	7.9%	11.0%	31.6%	33.6%	16.0%
2013	9.9%	9.4%	32.4%	29.5%	18.8%
2014	11.5%	10.4%	30.3%	31.1%	16.7%
2015	9.3%	9.5%	27.2%	31.5%	22.6%
2016	9.3%	9.2%	27.7%	33.2%	20.6%
2017	8.3%	10.7%	26.5%	32.1%	22.4%

On a road with a speed limit of 70 mph, how often do you drive faster than 75 mph?					
	Most of the time	About half the time	Sometimes	Rarely	Never
2010	7.0%	8.9%	24.5%	35.3%	24.3%
2011	6.9%	10.9%	22.0%	32.0%	28.1%
2012	7.0%	9.5%	27.6%	34.2%	21.8%
2013	8.7%	9.4%	26.2%	28.3%	27.4%
2014	12.5%	10.4%	26.5%	29.0%	21.6%
2015	8.7%	11.0%	23.0%	30.0%	27.3%
2016	9.9%	10.4%	23.0%	30.4%	26.4%
2017	10.3%	10.9%	23.0%	30.0%	25.8%
In the past 60 days, how many times have you driven a motor vehicle within 2 hours after drinking alcoholic beverages?					
	None	1 to 5	6 to 10	10+	Do not drink/Do not drink & drive
2010	1.5%	9.3%	2.3%	1.5%	84.8%
2011	1.6%	7.7%	0.9%	0.9%	89.0%
2012	1.8%	9.5%	1.3%	0.8%	86.7%
2013	1.3%	7.8%	1.3%	0.7%	88.9%
2014	1.2%	9.1%	1.5%	1.0%	87.3%
2015	1.7%	7.1%	0.8%	0.4%	90.1%
2016	2.9%	11.5%	1.0%	0.4%	84.2%
2017	3.5%	10.6%	0.8%	0.5%	84.6%

Section Six

FINANCIAL SUMMARY

FY 2017 Traffic Safety Funds
Traffic Safety Program Expenditure Summary

Program Area		# Proj	Total	FEDERAL						MATCH			Fed. 402 to Local
				402	405B	405C	405D	405F		STATE	INCOME	LOCAL	
Planning and Administration	Planned:	5	$4,216,239.26	$681,324.26						$3,496,915.00	$30,000.00	$8,000.00	
	Actual:	4	$6,097,046.43	$506,329.10						$5,488,983.87		$101,733.46	
Alcohol and Other Drug Counter Measures	Planned:	117	$24,793,957.34	$2,366,581.70			$12,311,098.48			$389,347.23	$5,800.00	$9,721,129.92	$122,825.29
	Actual:	100	$37,302,918.74	$2,190,322.97			$11,069,628.33			$260,197.22	$10,100.00	$23,772,670.22	$67,669.55
Emergency Medical Services	Planned:	1	$1,338,654.20	$464,336.90								$874,317.30	
	Actual:	1	$1,830,474.64	$411,775.49								$1,418,699.15	
Motorcycle Safety	Planned:	3	$1,449,670.47	$576,098.97				$283,591.88				$589,979.62	
	Actual:	3	$2,245,533.34	$547,254.09				$278,004.45				$1,420,274.80	
Occupant Protection	Planned:	70	$11,474,137.14	$3,230,524.31	$3,276,523.81						$20,000.00	$4,947,089.02	$1,121,986.71
	Actual:	66	$11,701,767.36	$2,032,134.33	$3,077,358.62						$34,398.45	$6,557,875.96	$1,100,408.16
Pedestrian and Bicyclist Safety	Planned:	9	$1,264,069.45	$729,093.15							$8,200.00	$526,776.30	$356,245.34
	Actual:	8	$935,606.96	$592,152.57							$5,378.00	$338,076.39	$311,711.76
Police Traffic Services	Planned:	66	$17,156,837.03	$11,051,380.21								$6,105,456.83	$10,090,897.81
	Actual:	64	$15,683,504.40	$8,890,296.00						$692,222.77		$6,100,985.63	$8,065,418.51
Speed Control	Planned:	9	$573,668.46	$376,685.73								$196,982.73	$376,685.73
	Actual:	7	$492,728.66	$308,477.16								$184,251.50	$308,477.16
Traffic Records	Planned:	19	$11,721,253.84	$982,451.34	$50,000.00	$6,817,509.55				$2,819,084.00		$1,052,208.95	$194,257.97
	Actual:	17	$9,334,266.35	$848,242.29		$3,882,041.89				$3,620,155.69		$983,826.48	$193,368.74
Driver Education and Behavior	Planned:	15	$5,691,157.52	$3,560,251.02								$2,130,906.50	$1,356,189.40
	Actual:	13	$7,773,768.50	$3,350,999.68								$4,422,768.82	$1,273,624.78
Railroad / Highway Crossing	Planned:	1	$115,933.00	$73,554.00								$42,379.00	$73,554.00
	Actual:	1	$102,915.37	$65,057.83								$37,857.54	$65,057.83
Roadway Safety	Planned:	2	$4,672,307.79	$463,816.68						$2,498,900.00		$1,709,591.11	$463,816.68
	Actual:	2	$9,308,210.59	$463,816.67						$2,414,181.51		$6,430,212.41	$463,816.67
Safe Communities	Planned:	2	$303,799.05	$225,101.45								$78,697.60	$225,101.45
	Actual:	2	$398,194.18	$223,780.26								$174,413.92	$223,780.26
School Bus	Planned:	1	$162,462.24	$104,380.24								$58,082.00	$104,380.24
	Actual:	1	$166,163.57	$104,380.24								$61,783.33	$104,380.24
TOTALS:	Planned:	320	$84,934,146.79	$24,885,579.96	$3,326,523.81	$6,817,509.55	$12,311,098.48	$283,591.88		$9,204,246.23	$64,000.00	$28,041,596.88	$16,358,419.82
	Actual:	289	$103,373,099.09	$20,535,018.68	$3,077,358.62	$3,882,041.89	$11,069,628.33	$278,004.45		$12,475,741.06	$49,876.45	$52,005,429.61	$13,975,401.08

FY 2017 Federal Expenditures by Program Area

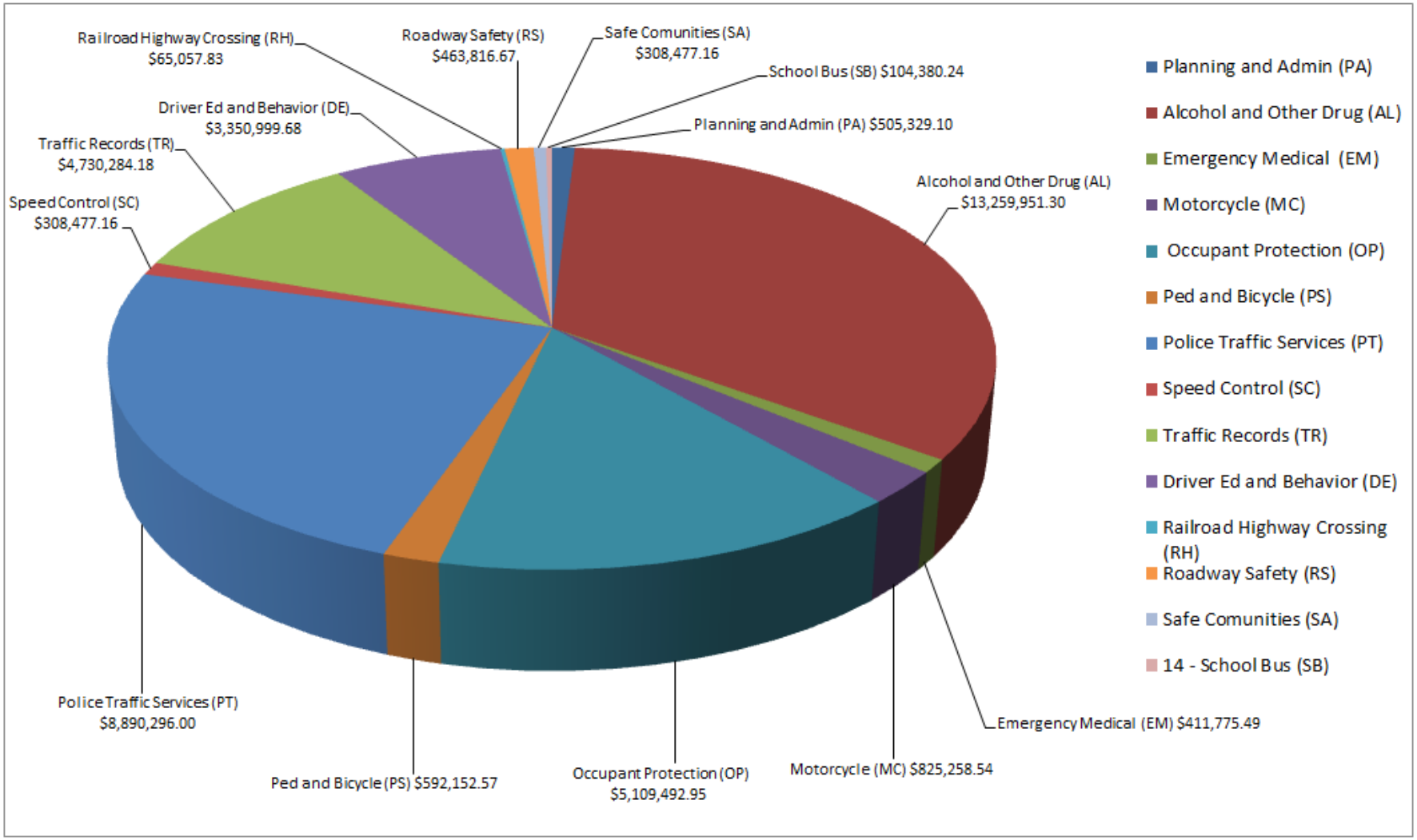

FY 2017 Traffic Safety Expenditures - All funds

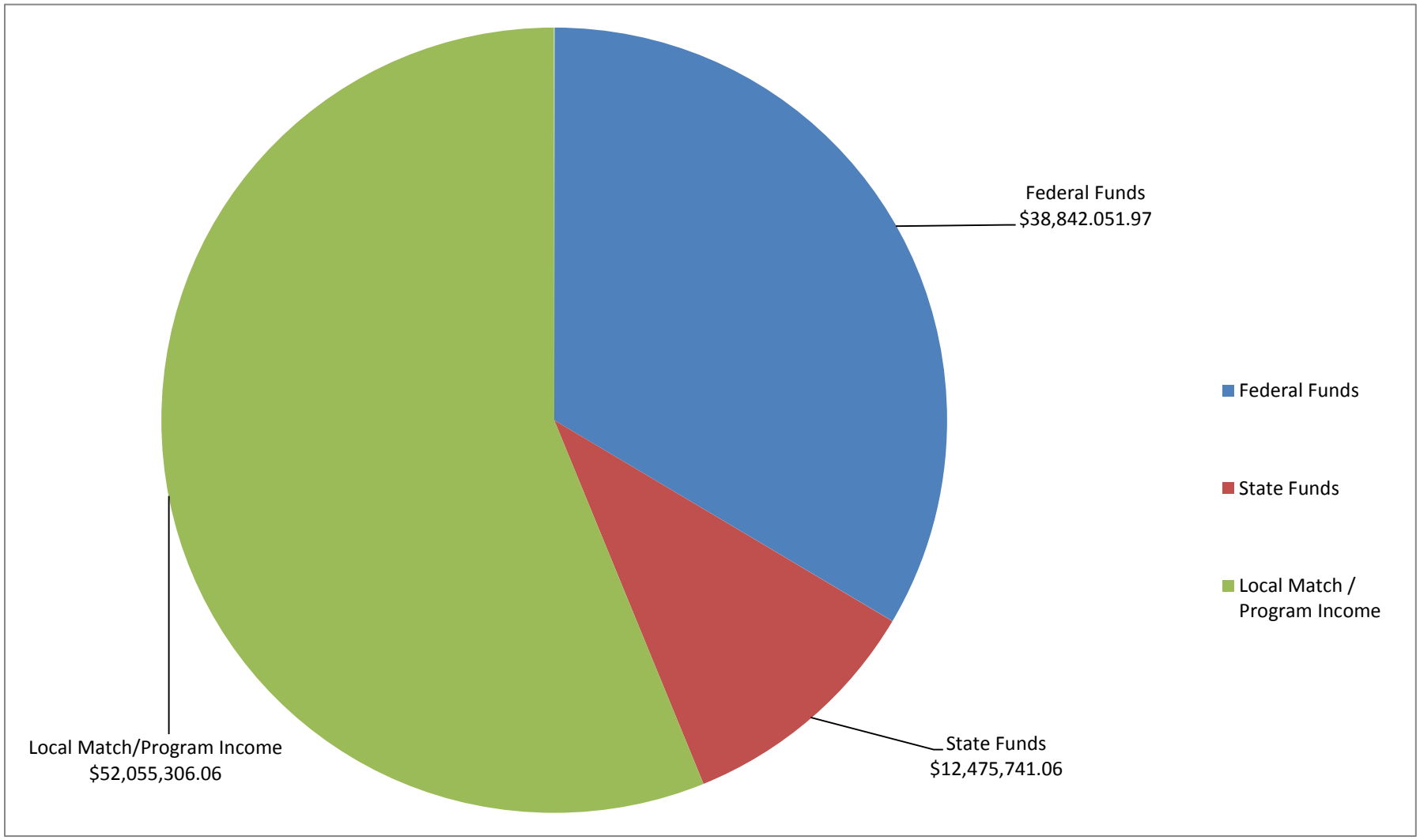

Section Seven

NOTEWORTHY PROJECTS

NOTEWORTHY PROJECTS

The following section highlights projects that have been identified as Noteworthy Projects. Noteworthy projects are those that showed exemplary success and made an impact in saving lives. Noteworthy projects could include also include rising above and beyond the initial targets or earning exceptional feedback from program participants.

Organization:	Texas A&M Transportation Institute
Project Title:	Statewide Child Passenger Safety Conference
Project ID:	2017-TTI-G-1YG-0084
Noteworthy Practices:	The purpose of this project was to execute a statewide conference for child passenger safety (CPS) technicians/instructors to raise awareness of CPS issues, and to provide educational and professional networking opportunities for CPS professionals. This was the first conference organized specifically for the Texas child passenger safety technician audience. Nationally recognized speakers shared their expertise and wisdom acquired from years of work in this professional arena. Child safety seat manufacturers presented in general sessions the latest product technology and development, as well as offered hands-on demonstration of newest child restraint products. Experts in child passenger safety provided seven general sessions and nine workshop sessions. The conference was a collaborative effort by the Texas A&M Transportation Institute (TTI) and the Texas Agrilife Extension Agency (Agrilife), sponsored by the Texas Department of Transportation (TxDOT). Planning for the conference was supported by a 16-member Conference Advisory Committee with representation from the law enforcement community, the children's hospital community, the state's seat distribution and education program, TxDOT Traffic Safety Specialists, and the conference grant agency partners.
Evidence of Success:	The conference was attended by 277 participants. The potential to earn eleven CEUs was provided. Eleven representatives of the child passenger safety industry attended and participated in the conference as speakers and exhibitors. The conference was evaluated highly by those who attended – 97% said they were very satisfied (72%) or satisfied (25%) overall in response to a post-conference survey.

Organization	Texans Standing Tall
Project Title:	Screening and Brief Intervention for Risky Alcohol Use and Related Behavior Among College Students
Project ID:	2017-TST-G-1YG-0057
Noteworthy Practices:	Creating online learning opportunities to broaden reach and help maintain sustainability of existing programs.
Evidence of Success:	With more than 140 colleges and universities in a state as vast as Texas, figuring out ways to reach and work with schools can be challenging when resources are limited. However, Texans Standing Tall is committed to expanding the reach of its SBI program, as we strongly believe it is a primary prevention tool that can help reduce underage and risky drinking among college students. In doing so, we can help prevent and reduce many of the negative consequences associated with those behaviors, including impaired driving. One of the practices we have implemented to help us expand our reach is the creation of online learning modules that we can share with individuals throughout the state, regardless of location. So far, we have created two interactive online courses, each with different purposes: **1. Motivational Interviewing Refresher Course** This course is modeled after the in-person training schools receive when they partner with TST on the Screening and Brief Intervention (SBI) Project. Typically, Dr. Craig Field, a renowned SBI and motivational interview expert, travels to the schools and provides a full day training for our partners. However, the costs for travel, training, and time can limit the availability of this resource. For schools that have already received the in-person training, we can provide them with the online refresher course, which provides a review of the information in a more accessible format. This allows previously trained schools to receive the refresher training at little to no cost, which a) allows them to sustain their program on a very small budget, and b) allows us to maintain fidelity of the program even after we are not partnering with the schools in an official grant capacity. Additionally, it allows us to still serve as a resource and maintain relationships with schools that have previously participated in the program. This grant year, we were able to share the online refresher course with several previous partners, which enabled them to carry out successful SBI events on their own (i.e., without funding from TST). This speaks to the role the module plays in sustaining the program, both in terms of the ability to keep it running, as well as the ability to ensure consistent practices across SBI events. **2. Addressing Alcohol Use on Texas College Campuses** (see screen shots below) This course is intended for college administrators and other personnel who may be interested in partnering with TST on college alcohol use prevention projects. It provides an overview of alcohol use issues among college students, some of the associated negative consequences (e.g., impaired driving), and an introduction to the SBI Project. Interest in the SBI Project has grown tremendously over the last several years, but limited resources do not allow us to travel to all of the interested schools in the state. The increased demand for partnerships led us to create this course, which allows us to share information about college alcohol use and the SBI Project at a much lower cost. Not only are we able to promote the program more broadly through this tool, but we're also able to start developing relationships with schools we may be able to partner with in the future. As mentioned previously, costs for developing online learning platforms have been minimal, but allowed us to expand our reach. Rather than having to cover travel and other in-person presentation or training costs for multiple trips throughout the state, we incur the upfront costs of content creation and design, as well as the costs for the online software/platform. However, once those initial pieces are covered, module content is easily maintained and updated by staff. We will continue to update the courses to ensure we are sharing the most current information with our partners and other interested parties.

Organization:	Texas A&M AgriLife Extension Service
Project Title:	Brazos Valley Injury Prevention Coalition
Project ID:	FY17 -Texas Ag-G-1 YG-0041 - BVIPC
Noteworthy Practices:	The Brazos Valley Injury Prevention Coalition (BVIPC) is committed to bringing injury prevention education to the ten-county area served by the Bryan TxDOT District. In FY17 BVIPC conducted and supported programs on traffic safety; including distracted driving, impaired driving, occupant protection, motorcycle safety and bicycle and pedestrian safety. **Reality Education for Drivers Program (RED)** The Coalition continues to expand its Reality Education for Drivers program, or RED, a one-day, hospital-based injury prevention program targeted to educate young drivers. Using real-life injury and fatality consequences as a backdrop, the classes provide young persons who have exhibited risky behaviors involving alcohol and drugs and motor vehicle operations with impactful and fact-based information they can use to make better choices in the future. The program's goal is to reduce the number of motor vehicle crashes involving young at-risk drivers by encouraging them to drive safely, sober, without distractions, buckled up, and within the speed limits. In FY17, BVIPC took a condensed version of its RED program to the Texas A&M University campus to three Community Health class sessions. More than 210 college-aged students, who may not have otherwise attended a full RED class, heard the same impactful injury prevention and life-saving messages. The goal of the Texas A&M outreach is that long after graduation the students will continue to share what they learned, making a timeless impact on those they'll serve in their health-related professions. Feedback and participation in this program has been overwhelmingly positive. Responses and evaluations from RED class attendees, both teens and parents, are evidence of the program's success and effectiveness. RED participants' personal evaluations include remarks stating: "Great content. Relevant issues. Real stats. Great Application;" "I will be a much safer and more aware driver on the roads;" "I will drive safer and tell friends and family what I've learned;" I will do my part not to drink and drive and make sure not to let any of my friends do it either."

REALITY EDUCATION FOR DRIVERS - RED CLASS PARTICIPANTS

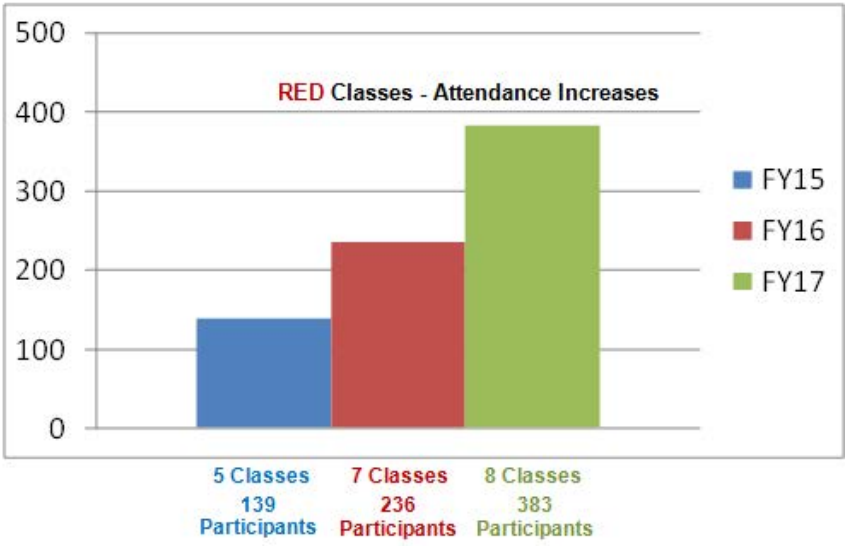

Hard Hats for Little Heads Program

Once again BVIPC partnered with Texas ENT, the Texas Medical Association, TxDOT Bryan District, Texas A&M University and surrounding school districts in conducting the Hard Hats for Little Heads program to educate thousands of second-graders on the importance of wearing bike helmets. In FY17 nearly 4,000 students across the TxDOT Bryan District received bicycle helmets and educational materials, thanks to the program. This event included BVIPC's educational presentation on the importance of wearing a helmet, which was capped off by live demonstrations from Texas A&M football, baseball, softball and equestrian athletes as to how helmets prevent injuries during their sporting activities. The event brought media coverage from KBTX-TV and The Eagle newspaper.

15th Click It or Ticket Campaign Anniversary

In May, partnered with TxDOT Bryan District to host the 15th annual "Click It or Ticket" campaign kick-off. Area law enforcement, TxDOT and BVIPC representatives addressed the media on the importance of buckling up. A giant seat belt replica, including a lap belt and buckle, was recreated on the steps of a local high school, serving as the event backdrop. High school students were symbolically secured behind the giant seat belt, with a survivors' wrecked vehicle and roll-over convincer also on display. The event garnered media coverage from local TV, newspaper and a magazine.

4th Annual Family Funfest Event

In August, BVIPC partnered with Strengthening Families of the Brazos Valley (supported by Department of Health and Human Services) and TxDOT to present the 4th annual Family Funfest, providing safety, health and back-to-school resources for families with children across the Brazos Valley. With a record attendance of more than 300 families, the event featured 35 local businesses, organizations, and agencies that provided parents and guardians on site with injury prevention and safety resources and information.

After visiting at least 25 of the 35 exhibitors, every child in attendance received backpacks, donated by Central Baptist Church, filled with promotional safety items

and educational materials. Adults also drew for a variety of prizes donated by local businesses, with prizes ranging from free kids' meals, to gift cards, to gift baskets.

Family Funfest Growth

Year	2015	2016	2017
Attendance	350	387	549
Exhibitors	35	32	35
Donations	$3,000	$5,600	$6,296
Donors	20	11	21
Radio	Yes, interview	Yes, PSA	Yes, PSA
Newspaper	Yes	Yes	Yes
TV	Yes	No	Yes
Backpacks	100	120	400
Drawstring Bags	80	0	0
Prizes for Adults	83	85	97

Organization:	**National Safety Council**
Project Title:	**Our Driving Concern: Texas Employer Transportation Safety Program**
Project ID:	**2018-NSC-G-1YG-0159 (1)**
Noteworthy Practices:	The Our Driving Concern Program equips the employers through: Train the Trainers, presentations, exhibits, resources/tools such as posters and safety coach cards, webinars, monthly newsletters, a website, monthly Toilet Tabloids and more. In addition, the ODC program partners with TxDOT staff, program partners, government organizations such as the Texas Dept. of Insurance and Office of Risk Management and statewide organizations such as TXPRIMA, TXTA, and ASSE to be able to reach more employers and Texans by leveraging these relationships. Our Train the Trainer workshops equips the employer's safety leaders and managers to be able to incorporate transportation safety easily into their safety culture so that transportation safety is ongoing in the workplace. **# of Trainings** / **Employers represented** / **Possible reach: # of employees*** / **# of Attendees** **30** / **273** / **613,107*** / **455**
Evidence of Success:	The City of San Antonio has 12,000 employees and a vehicle fleet pool upwards of 5,144. Traffic safety education is essential and a top priority. They established a zero preventable safety initiatives in incidents and injuries. **The City has recognized reductions in DUI/DWIs (2% reduction) and suspended licensed drivers (3% reduction).** The City of Sugarland has seen an **83% decrease in crash-related costs** and **31% decrease in crash related claims** in fiscal year 2014, and **no crash related fatalities.** **Dallas** Risk Management structure their Driver Safety Program, including a

cell phone use policy prohibiting the use of cell phones, both hand-held and hands-free, while driving a district vehicle. **In 2016, the Dallas ISD had the lowest costs in 4 years and lower at fault incidents than the previous year.**

Following several employees attendance at an *Our Driving Concern Train the Trainer* workshop, the **City of Arlington** developed a Drivers' Safety employee portal to provide resources for departments and employees with regard to driver safety. Through the traffic safety efforts implemented, the City **reduced the number of auto liability incidents by 13% reducing its claim costs by 36% from fiscal year 2015 to fiscal year 2016.**

Spectra Energy is experiencing a **50% reduction in preventable vehicle incidents since the implementation**.

Nalco Champion's efforts have resulted in a **13% reduction in total vehicle incidents** in Q1 2015 compared to the same period in 2014.

Through aggressive traffic safety campaigns, training, and face to face coaching, MedStar, in Ft. Worth, continues to recognize a **steady decline in the number and severity of collisions.** Additionally, individual **unsafe behaviors continue to trend downward.**

The City of Corpus Christi has recognized auto Liability claims decreased **28%** paid claims decreased **57%,** and vehicle collisions decreased **7%**

Buffalo Gap Instrumentation & Electrical Co. Inc. developed a distracted driving behavior based program. Employees **attend over 100 hours of safety training per year** and are **encouraged to bring family members to training as well as share materials and knowledge with their family and friends.** Many safety-training sessions are open to **other contractors and the public at no extra cost.**

Organization:	Texas A&M Transportation Institute
Project Title:	Pedestrian and Bicyclist Safety Outreach
Project ID:	2017-TTI-G-1YG-0101
Noteworthy Practices:	The Pedestrian and Bicyclist Safety Outreach grant addressed pedestrian and bicyclist safety through a data driven outreach and educational campaign. Observational surveys of pedestrian, bicyclist and motorist behavior and analysis of crash data were used to identify the behaviors and factors that affected the safety of pedestrians and bicyclists.
Evidence of Success:	As part of this grant the "Walk. Bike. Safe." campaign was created to address the specific behaviors observed during the survey and the factors identified in the crash analysis. The outreach campaign consisted of: • **Outreach materials** distributed at public events such as fun runs, walkathons and cycling events as well as through partnerships with community groups and local advocates. 850 outreach brochures were distributed at outreach events and through local partners in FY 2017. • **Educational video** addressing specific safety topics and behaviors. The video is posted on the campaign website at: https://www.walkbikesafetexas.org/. • **Interactive seminars** to educate the public on how to walk, bike and drive safe. Three such seminars were conducted. All of the groups polled said that they left the seminar with a greater understanding of pedestrian and bicyclist safety issues and their responsibility as a road user (as a driver, pedestrian or bicyclist) to make the roads safer for everyone. • **Social media** postings addressing specific safety topics and behaviors. A total of 283 outreach messages were posted to Facebook with a reach of 48,713 Facebook users, and a total of 304 tweets were posted to Twitter with a reach of 10,699 impressions on Twitter.

Organization:	City of Mt Pleasant Police Department
Project Title:	STEP Comprehensive
Project ID:	2017-MtPleasa-S-1YG-0034
Noteworthy Practices:	The City of Mt Pleasant is located in Titus County where there are a number of Hispanic families. In fact, the Hispanic community is very large. Immigrants to the area are not familiar with the Texas's Child Passenger Restraint Laws and have been cited for not having their children properly restrained. In order to educate the public the department has opted to provide education to parents. When a parent is cited for no child restraint, they have the option of paying the full amount of the citation or attending a Child Passenger Education Class where they are educated on the types of seats for their children and Texas Laws concerning the use of Child Passenger Seats. For a small registration fee they attend an education class and receive a car seat for their child and learn how to correctly install that seat. Failure to appear to the class would result in a warrant for failure to appear and your money for the class is not refundable.
Evidence of Success:	City of Mt Pleasant was willing to have three patrol officers become certified technicians in December. In September, three more officers were certified. Some officers speak Spanish and are able to communicate with non-English speaking parents on the importance of the Child Passenger seats and Texas Laws. To date they have a total of 6 certified officers. Each month a class is offered at the Police Department for those parents who have received citations during that particular month for no child restraints. The first class was held in March and to date they have educated over

	85 families and have distributed as many seats. The Car Seat Technicians were able to attend the CPS Conference in Richardson for more education and they also participated in the National Child Passenger Seat Week. In one event, they were able to check 57 seats; giving away 36 to those families in need and corrected 21 seats. They continue to reach out to the community by participating in Health Fairs and conducting presentations on Child Passenger Safety.

Organization:	Mothers Against Drunk Driving East Texas
Project Title:	Take the Wheel (East Texas - Smith & Gregg Counties)
Project ID:	2017-MADD-G-1YG-0015
Noteworthy Practices:	Since 2013, MADD East Texas has actively advocated that the Smith County Law Enforcement Community (judges, police, probation, etc.) adopt a county wide digital evidentiary search warrant process. The MADD Take the Wheel Project Specialist had learned about the process during a TXDOT Traffic Safety Conference and initially recommended it to the Smith County Law Enforcement community during the 2013-14 Smith County Judicial Roundtable. Each year since, a digital process has been openly encouraged. The ultimate goal of such a process would be to expedite the acquisition of evidentiary search warrants (specifically blood warrants) to enhance impaired driving case outcomes. The traditional process to obtain an evidentiary search warrant can take several hours to complete. This length of time enables the erosion of valuable blood alcohol concentration (BAC) evidence and thus negatively impacts these cases. A digital process dramatically shortens the time needed to acquire and execute a blood warrant. Simply, the process improves and encourages impaired driving case investigation.
Evidence of Success:	Since the initial recommendation, Judge Floyd Getz, Smith County Criminal Court #3, has been a champion of a digital search warrant process. For the past two years, Judge Getz has been working to develop a digital process that would be supportable by the county infrastructure and greater law enforcement community. A pilot process was investigated and computing hardware was obtained by the county in November 2016. Judge Getz called for a formal meeting of the Smith County Judiciary and key community stakeholders (MADD East Texas, Tyler Police, DPS Troopers, etc.) to be held on December 8, 2016 to discuss the issue. The goal of the meeting was the adoption of the pilot process by the judges. All judges present at the meeting agreed that the process was developed enough to immediately adopt. The judges unanimously voted to adopt the process.

Organization:	City of Mt Pleasant Police Department
Project Title:	Click It or Ticket Grant
Project ID:	2017-MtPleasa-CIOT-00027
Noteworthy Practices:	City of Mt Pleasant Police Department pulled out all the stops to work enforcement of their Click It or Ticket Grant. They were actively looking for anyone violating Texas's Seat Belt and Child Passenger Seat Laws. The officers worked in partners to stand on Intersections to look for seat belt violators. One officer was writing tickets while the other was looking for the violators. This was done at major intersections throughout the city. As a result this partnership ended with a successful campaign.
Evidence of Success:	Officers were able to work 125 enforcement hours to looking for Child Passenger Seat Violators and Seat Belt Violators. The efforts resulted in 241 Safety Belt Citations issued and 38 Child Safety Seat Citations. City of Mt Pleasant received a STEP Element indicator of 3.35 surpassing their proposed 2.604. While looking for Seat Belt Violators they also issued 5 speed citations, 6 ITC citations, and issued 32 other citations made three arrests. Working CIOT enforcement increased their Seat Belt compliance form 84.66% to 94.66%.

Organization:	Texas A&M Transportation Institute, The Texas A&M University System
Project Title:	Peer-to-Peer Program for Decreasing Impaired Driving Among College Students
Project ID:	2017-TTI-G-IYG-0087
Noteworthy Practices:	U in the Driver Seat Awards Program (UDS Cup); Statewide U in the Driver Seat (UDS) Impaired Driving Prevention Symposium
Evidence of Success:	**UDS CUP** The UDS Cup recognizes college campuses that exhibit high levels of activity by continually engaging in the U in the Driver Seat (UDS) program and spreading safe driving messages. Activities and events are tracked through reporting forms which provide detailed event information regarding on campus outreach activities, related to the UDS program. Campuses also receive guidance on the various activities that can qualify for points, as well as how much, through the UDS Cup Rules. Schools who are within the Top 3 performing schools were given cash prize awards, which were sponsored by State Farm. UDS staff sought to incorporate the UDS Cup in previous grant years and efforts were met with mild success. Upon formalization of the UDS Cup, reporting among college campuses participating in the UDS program increased significantly from prior years in both number of activities being reported and number of campuses reporting activities. Formalization of the awards program included promotion on all social media channels and the UDS website to all program schools, continued guidance by TTI staff and use of Leaderboard featuring top performing schools throughout school year. The Leaderboard was updated on a monthly basis based on activities received. Reporting among program campuses during FY2016 increased significantly from the prior year (2015) with over 218 activities being reported or recorded (169% increase) as shown below in Figure 1. With the formal establishment of the UDS Cup, increased levels of reporting are expected to remain consistent into current grant year as the number of program activities reported during the fall 2017 semester has grown by 53% compared to the previous grant year.

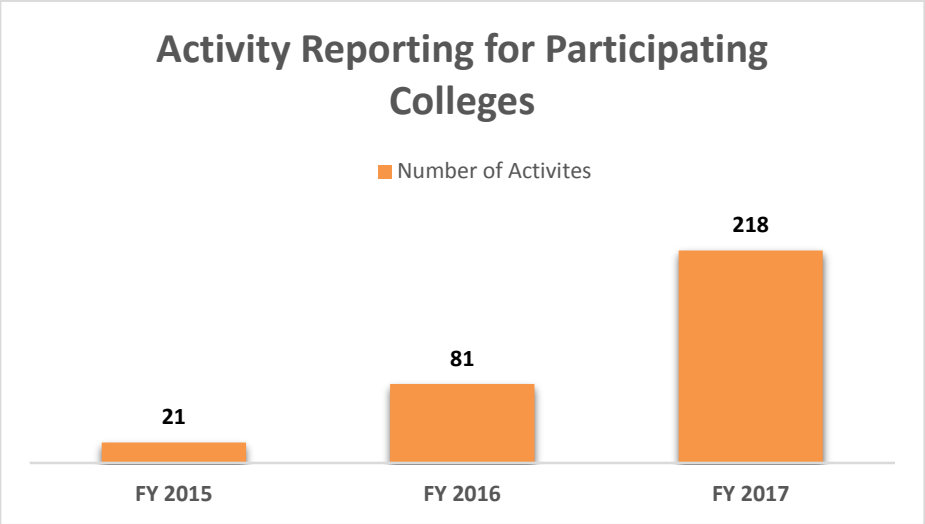

Figure 1: Number of Reported Activities Year Over Year

The percentage of college campuses reporting activities through activity forms also increased year over year as shown below in Figure 2. In 2014, 40% of active programs reported activities and by 2016, 60% of participating programs reported activities.

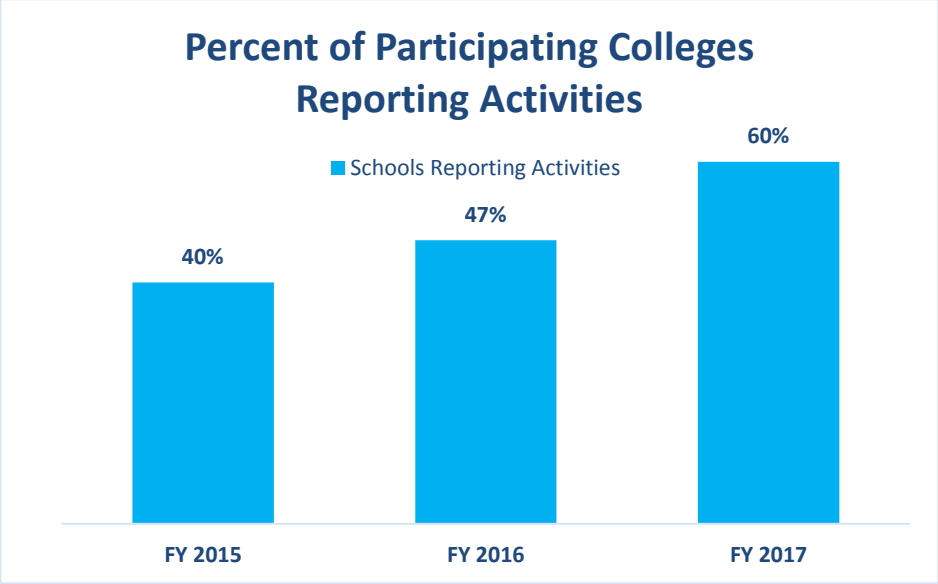

Figure 2: Percent of College Campuses Reporting Activities Year Over Year

In addition to providing three UDS Cup winners with cash prizes for their program, staff also recognized two outstanding schools. Outstanding schools are schools who did not place in the top three, but exhibited high levels of activity and also completed surveys to qualify for the UDS Cup. Since FY 2015, UDS staff went from recognizing one program school to five this past year. Pictured below is the 2017 - 1st Place UDS Cup Winner, Ranger College.

A press release was developed and released with the review and approval of TXDOT announcing winners in April 2017.

In conclusion, the UDS Awards Program has multiple benefits including:

- Assisting in capturing on campus activities, related to program, which TTI staff cannot always attend.
- Enabling additional tracking of volunteer hours (with proper verification) to be utilized for grant match.
- Establishment of friendly competition between schools, and
- Rewarding of schools for their time and effort.

UDS SYMPOSIUM

The 5th annual U in the Driver Seat (UDS) Impaired Driving Prevention Symposium was held April 6-8, 2017 in Austin, TX. This statewide event provided college students vital information about the risks of impaired driving and resources to combat it, by running a successful peer-driven prevention program on their respective campus. In 2017, the 3-day event brought 133 attendees together from 18 different colleges across Texas, which is an 121% increase from the first UDS Symposium of 60 attendees in 2014.

The Symposium followed the successful peer driven format by launching with a session led by the UDS Collegiate Advisory Board members showcasing leadership skills and activities that can be implemented at the attendee's campuses. The program agenda continued with various breakout sessions that included information and resources on alcohol and impaired driving prevention strategies. Topics included:

- Building and Maintaining a Peer Education Program
- Drugs on Choice on campus besides Alcohol
- Resiliency for Peer Educators
- Utilizing Bystander Intervention in Situations Involving Alcohol and Impaired Driving

- Social Norm and Marketing
- Responsible Drinking, Underage Drinking and DWI Laws
- Round tables for groups to present their own campus activities.
- Building on Greek Life to Promote Prevention Messaging
- How to Handle a DUI Allegation
- Holistic Wellness Exploring the Mind & Body Connection
- Supporting Gender Diverse Peers through Inclusive Speech & Programming
- Alcohol Education – Addressing Myths and Legends of College Culture
- Working to get Drugged & Distracted Drivers off the Road

One unique aspect that the UDS team incorporated into the Program Agenda was involving the Austin Police Department, The University of Texas System Police Department and the Underage Drinking Task Force. This panel of experts created an interactive game to discuss topics related to underage drinking, responsible drinking, and DWI laws. This presentation was very well attended by the symposium participants and received positive feedback.

Presentation by Austin Police Department, The University of Texas System Police Department and the Underage Drinking Task Force at UDS Symposium, April 2017

The UDS Symposium concluded with Keynote Speaker, Jacob Smith, a college student who was involved in a wrong-way driver crash and suffered a traumatic brain injury. After Jacob's presentation, the UDS Awards Luncheon recognized Collegiate Advisory Board (CAB) members, college students and advisors for their volunteer efforts relating to stopping impaired driving in the State of Texas.

Overall, the UDS Symposium has been an effective and engaging event for this age group due to its involvement of peer leaders and speakers, interactive format, hands-on demonstrations and ice-breaker activities. According to the Symposium evaluations students are excited to gain the knowledge that has been taught, so they can take it back to their school and community.

"I was so glad I was given the opportunity to attend this conference and build connections with other peer educators. I will be bringing back what I learned to my campus and will be applying to join the CAB."

Furthermore, attendees are provided with ample resources to continue to spread the life-saving message by UDS staff, speakers, and college leaders.

Peer educators discussing “Drugs on Choice on Campus Besides Alcohol” at UDS Symposium, April 2017

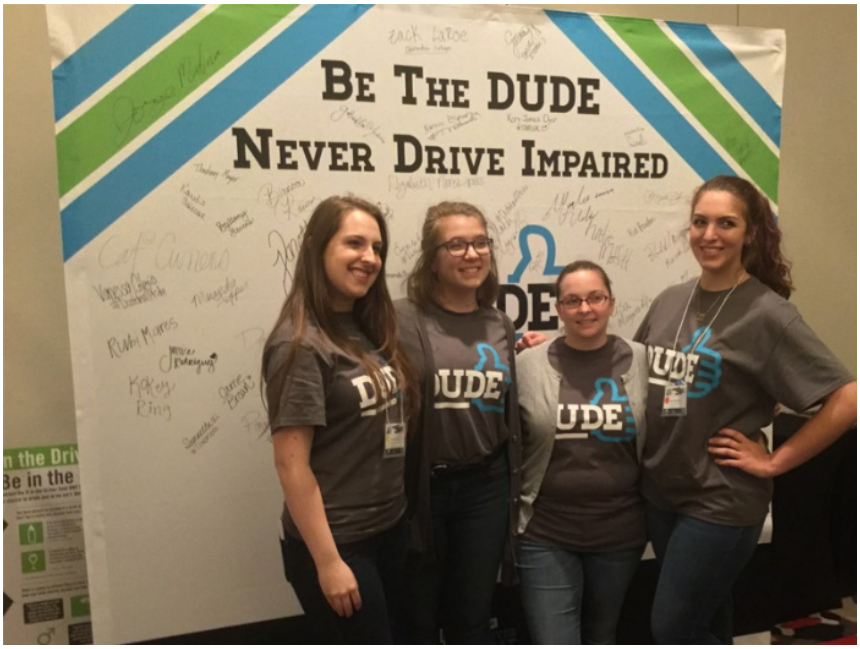

Symposium Attendees Pledging to “Be the DUDE”, April 2017

Organization:	Texans Standing Tall
Project Title:	Zero Alcohol for Youth Campaign and Statewide Youth Leadership Council
Project ID:	2017-TST-G1YG-0035
Noteworthy Practices:	Creating a Guide to Effective Engagement for youth and adults who are interested in working together to implement evidence based prevention strategies in order to create safer communities.
Evidence of Success:	Engaging youth in evidence-based prevention efforts is a long-term process that requires hard work and commitment over. Over the course of several years working with coalition partners across the state of Texas, we have found that while many youth and adults share an interest in preventing underage alcohol, tobacco, and drug use, they do not know how to collaborate in order to accomplish their goals. The Community Engagement guide is designed to help adults and youth build positive group characteristics, build equality between group members, improve active engagement, and reach success! The Guide to Effective Engagement is the accumulation of observations and conversations with adult and youth coalition partners from across the state. Many voiced challenges with youth and/or adults committing and participating during meetings, following thought on tasks, and communicating ideas. We hope that this guide will bring individuals back to the basics of group collaboration by providing direction (in conjunction with available trainings on the subjects) as well as allowing groups to learn how to work together more effectively by improving their communication and clarifying expectations and responsibilities. The guide is designed to be modular so that groups can receive trainings and assistance with areas where they need to improve the most. The trainings were designed to be mixed-and-matched to fit the differing needs of our partners across the state. The Guide to Effective Engagement covers areas such as strategies for active engagement, communication, sharing responsibilities, providing

training and tips on how to mentor and be encouraging. Additionally, examples of active engagement are provided which include how to execute compliance checks, data collection and media advocacy. These activities allow groups to test their new skills and to take positive steps towards their evidence-based prevention goals.

In order to ensure that we were making an impactful guide for our partners across Texas, we asked partners from all areas of the state that have successful youth prevention coalitions, about their best practices and success stories. We also reached out to groups and experts for the three strategic activities that we included in the guide so that we could make sure to include new ideas and tips. Finally, we relied heavily on our Youth Leadership Council to provide the youth's perspective as well as suggestions for improving engagement and relationship building with youth.

The Guide to Effective Engagement will be available in October of 2017.

Section Eight

TRAFFIC SAFETY OUTLOOK

Continued Focus on Alcohol-Related Fatalities

From 2014 – 2016, Texas experienced an increase in fatalities. Alcohol-related crashes continue to be a major contributing factor in traffic crashes and fatalities. Texas was awarded Section 405 dedicated to impaired driving program. These additional funds will increase statewide high visibility DWI enforcement and paid media efforts, along with increasing training and education efforts.

Pedestrian Safety

Texas experienced an increase in pedestrian fatalities from 549 in 2015 to 672 in 2016. TxDOT will be seeking opportunities to develop programs, training, and education related to pedestrian safety.

Impaired Driving Assessment

Texas, in conjunction with NHTSA, underwent an Impaired Driving Assessment in FY 2015 and is planning how to best implement the recommendations from that assessment. The Texas DWI Task Force will continue to address all findings and review these and other NHTSA recommendations with the target to implement changes as deemed feasible.

Traffic Records Assessment

Texas looks forward to conducting a Traffic Records assessment in FY 2018. The assessment will begin in January 2018.

Driver Education Assessment

Texas has never conducted a driver education assessment. Texas identified the need for a driver education assessment in the FY 2019 Request for Proposals.

Standardized Field Sobriety Testing (SFST) Assessment

TxDOT will work with NHTSA to determine if it is possible to conduct a SFST assessment for Texas in either FY 2018 or FY 2019.

Share the Road

From 2014 – 2016, Texas experienced an increase in motorcyclist fatalities from 451 in 2014 to 490 in 2016 (FARS). In 2016, motorcycles accounted for 12.9% of the fatalities, an increase from 12.7% in 2014, yet motorcycles still represent less than 2% of the vehicle mix. Of the 490 motorcycle driver or motorcycle passenger deaths in 2016, 54% of those killed were not wearing helmets. Additional attention will be placed on motorcycle training, being properly licensed, wearing protective equipment, impaired driving, and enhancing public information and education campaigns such as Share the Road to improve motorcycle safety. TxDOT plans to use additional state funding in addition to the federal funding in FY 2018.

Strategic Planning

TxDOT TRF-TS continues to coordinate closely with the SHSP planning and development process. This coordination includes participation in emphasis area teams, and assistance with the facilitation of

planning workshops around the state scheduled for spring 2018, These workshops will provide stakeholders an opportunity to discuss traffic safety countermeasures and action plans. As TRF-TS gathers feedback from communities, this input will be carefully considered. In addition, TRF-TS continues to work to further align the HSP with the SHSP by including SHSP goals in the HSP, and mirroring the SHSP's goals in scope.

The following agencies and organizations provide ongoing input to TxDOT to assist in identifying strategies needed to address impaired driving problems in Texas: The Texas Department of Public Safety Highway Patrol (DPS HP), Texas Department of Public Safety Driver's License Bureau (DPS DLB), Texas Department of State Health Services (TDSHS), Metropolitan Planning Organizations (MPO), Texas Education Agency (TEA), Texas Tech University (TTU), Texas Center for the Judiciary (TCJ), Texas Commission on Law Enforcement Officer Standards & Education (TCOLE), Texas District and County Attorney's Association (TDAA), Texas Municipal Police Association (TMPA), Texas Alcoholic Beverage Commission (TABC), Texas Impaired Driving Task Force, Texas Motorcycle Safety Coalition (TMSC), State and district level Child Fatality Review Teams (CFRT), Councils of Governments, Texas Safe Kids, and other safety advocacy groups and minority concern groups.

IMPROVED CRASH REPORTING

TxDOT continues to improve electronic reporting of crash data, using the Crash Reporting and Analysis for Safer Highways (CRASH) internet application to speed up the transfer of motor vehicle crash data from law enforcement agencies to TxDOT CRIS, an automated database used to compile and track crash data statewide. TxDOT and the TRCC will continue to improve the timeliness, accuracy, and availability of Texas' crash data as well as analysis of that data.

Senate Bill 312 mandates that all Peace Officer Crash Reports (CR-3) are to be submitted electronically, and will take effect in September 2019. This mandate is expected to aid TxDOT's efforts to improve crash reporting timeliness accuracy, and the availability of the data.

CONTINUED ENHANCEMENTS TO EGRANTS

TxDOT's Traffic Safety Electronic Grants Management system, or eGrants, is a web-based solution for the application, scoring and ongoing management of the grants within the Texas Traffic Safety Program. With eGrants you can electronically:

- ☑ Create and submit grant proposals
- ☑ Manage grant projects
- ☑ Submit performance reports
- ☑ Submit requests for reimbursement
- ☑ Upload attachments

TxDOT is continuously making improvements to the eGrants system, including the following:

- In 2017 introduced optional electronic signatures for some of the grant types. And in 2018, TxDOT will implement mandatory electronic signatures for all grant types.
- Began making process modifications to the STEP grants program, including changing STEP. grants from being competitive to now being non-competitive, effective 2018. Further changes are in store for 2019.

- Continue refining templates & tools used by staff for the review, scoring, and selection of grant proposals.
- Making improvements as needed to Subgrantee project management tools.
- Providing grant management training and assistance to eGrants users on processes and tools.
- Analyzing and perfecting performance & financial reporting features in eGrants.
- Coordinating efforts and making improvements to the payments interface between eGrants and TxDOT's financial system.

TRAFFIC SAFETY PROGRAM TRAINING

Through the use of standard methodologies, field staff mentoring, and capturing best practices, the Traffic Safety program will continue to perform at a higher level than ever before and produce maximum results. With the increase in staffing levels (TRF-TS has been approved for 48 full-time employees), the Traffic Safety team will continue to be in a better posture to support the demands of the program across the state of Texas. All 25 TxDOT district offices have at least one full-time Traffic Safety Specialist, and the team includes a number of new staff members. In addition to providing internal training such as the 16-hour Traffic Safety Grant Management Course, TxDOT has requested and been approved by TSI for four training courses in FY 2018. Texas is pleased to be hosting TSI to conduct the following courses at the TxDOT offices in 2018:
Managing Highway Safety Programs – February
Pedestrian and Bicycle Safety Workshop – July
Impaired Driving Program Management – August
Data Driven Approaches to Highway Safety Planning – September

2018 LIFESAVERS CONFERENCE

TxDOT is honored to be hosting the 2018 Lifesavers Conference, the largest gathering of highway safety experts and practitioners in the United States. Lifesavers provides participants the opportunity to attend more than 80 workshops in 11 tracks, to learn about the latest trends, research, and cutting edge programs that can be put into practice; hear from nationally-recognized speakers who are leading experts in highway safety; share ideas with more than 2,000 traffic safety professionals; and gather information about the latest state-of-the-art safety products and services. This year's conference will be held in San Antonio during Fiesta San Antonio, allowing participants to experience one of the nation's largest and most culturally diverse celebrations.

Appendix A

PROJECT CROSS - REFERENCES

Project Cross-Reference by Task

Enforcement Projects

Organization / Project Number		*PA*	*Fund Source*		*Federal Funds*	*State Funding*	*Prog. Income*	*Local Match*	*Project Total*
Bexar County District Attorney's Office		AL	405D M5HVE	*Planned:*	$44,584.68			$33,417.58	**$78,002.26**
2017-BexarCoD-G-1YG-0149				*Actual:*	$21,856.40			$39,146.51	**$61,002.91**
Collin County District Attorney's Office		AL	405D M5HVE	*Planned:*	$55,380.00			$13,954.44	**$69,334.44**
2017-CollinDA-G-1YG-0011				*Actual:*	$53,040.00			$94,815.25	**$147,855.25**
Harris County District Attorney		AL	405D M5HVE	*Planned:*	$299,500.40			$74,880.09	**$374,380.49**
2017-HarrisDA-G-1YG-0112				*Actual:*	$256,834.86			$64,208.70	**$321,043.56**
Montgomery County District Attorney's Office		AL	405D M5HVE	*Planned:*	$139,132.50			$93,514.40	**$232,646.90**
2017-MCDAO-G-1YG-0113				*Actual:*	$139,132.50			$119,787.50	**$258,920.00**
Tarrant County		AL	405D M5HVE	*Planned:*	$197,662.00			$86,133.78	**$283,795.78**
2017-TarrantC-G-1YG-0033				*Actual:*	$134,275.00			$68,778.11	**$203,053.11**
Texas Alcoholic Beverage Commission		AL	405D M5HVE	*Planned:*	$522,737.65			$660,488.22	**$1,183,225.87**
2017-TABC-G-1YG-0022				*Actual:*	$394,920.26			$852,258.74	**$1,247,179.00**
Texas Department of Public Safety		AL	405D M5HVE	*Planned:*	$592,902.00			$180,000.00	**$772,902.00**
2017-TDPS-G-1YG-0017				*Actual:*	$539,859.37			$180,000.00	**$719,859.37**
TxDOT - Traffic Safety	10	AL	405D M5BAC	*Planned:*	$30,000.00				**$30,000.00**
TRF-TS TBD				*Actual:*					

Click It Or Ticket and Impaired Driving Mobilization Incentive

Group Project

City of Keene Police Department		AL	402 AL	*Planned:*	$3,000.00				**$3,000.00**
2017-KeenePD-INC-00008				*Actual:*	$3,000.00			$75.00	**$3,075.00**
Garza County Sheriff's Office		AL	402 AL	*Planned:*	$3,000.00				**$3,000.00**
2017-GarzaCoSO-INC-00009				*Actual:*	$3,000.00			$425.00	**$3,425.00**
City of Denison Police Department		AL	402 AL	*Planned:*	$3,000.00				**$3,000.00**
2017-DenisonPD-INC-00020				*Actual:*	$3,000.00				**$3,000.00**
City of Elmendorf - Police Department		AL	402 AL	*Planned:*	$3,000.00				**$3,000.00**
2017-ElmendorfPD-INC-00021				*Actual:*	$2,450.00				**$2,450.00**
City of Pinehurst Police Department		AL	402 AL	*Planned:*	$3,000.00				**$3,000.00**
2017-PinehurstPD-INC-00022				*Actual:*	$3,000.00				**$3,000.00**
City of Tye - Police Department		AL	402 AL	*Planned:*	$3,000.00				**$3,000.00**
2017-TyePD-INC-00023				*Actual:*	$2,627.77				**$2,627.77**

Project Cross-Reference by Task

Enforcement Projects

Organization / Project Number	*PA*	*Fund Source*		*Federal Funds*	*State Funding*	*Prog. Income*	*Local Match*	*Project Total*
Click It Or Ticket and Impaired Driving Mobilization Incentive								***Group Project***
City of San Juan Police Department	AL	402 AL	*Planned:*	$3,000.00				**$3,000.00**
2017-SanJuanPD-INC-00037			*Actual:*	$3,000.00				**$3,000.00**
Ward County Sheriff Office	AL	402 AL	*Planned:*	$3,000.00				**$3,000.00**
2017-WardCoSO-INC-00024			*Actual:*	$3,000.00				**$3,000.00**
Click It Or Ticket and Impaired Driving Mobilization Incentive Subtotals	*# of Projects:*	8	*Planned:*	$24,000.00				**$24,000.00**
		8	*Actual:*	$23,077.77			$500.00	**$23,577.77**

Project Cross-Reference by Task

Enforcement Projects

Organization / Project Number	*PA*	*Fund Source*			*Federal Funds*	*State Funding*	*Prog. Income*	*Local Match*	*Project Total*
Click It Or Ticket Mobilization Incentive									***Group Project***
City of Eastland Police Department	OP	402	OP	*Planned:*	$3,000.00				**$3,000.00**
2017-EastlaPD-INC-00007				*Actual:*	$3,000.00			$423.40	**$3,423.40**
City of Glenn Heights Police Department	OP	402	OP	*Planned:*	$3,000.00				**$3,000.00**
2017-GlennPD-INC-00027				*Actual:*	$3,000.00			$132.00	**$3,132.00**
City of Jacinto City Police Department	OP	402	OP	*Planned:*	$3,000.00				**$3,000.00**
2017-JacintPD-INC-00028				*Actual:*	$2,943.00				**$2,943.00**
The University of Texas Rio Grande Valley - Police Department	OP	402	OP	*Planned:*	$3,000.00				**$3,000.00**
2017-UTRGVPD-INC-00041				*Actual:*	$3,000.00			$6,000.00	**$9,000.00**
City of Keene Police Department	OP	402	OP	*Planned:*	$3,000.00				**$3,000.00**
2017-KeenePD-INC-00012				*Actual:*	$2,157.98				**$2,157.98**
The University of Texas Rio Grande Valley	OP	402	OP	*Planned:*	$3,000.00				**$3,000.00**
2017-UTRGV-INC-00039				*Actual:*					
City of Nash - Police Deaprtment	OP	402	OP	*Planned:*	$3,000.00				**$3,000.00**
2017-Nash-INC-00025				*Actual:*	$2,640.00				**$2,640.00**
The University of Texas of the Permian Basin - Police Department	OP	402	OP	*Planned:*	$3,000.00				**$3,000.00**
2017-UTPermian-INC-00030				*Actual:*	$3,000.00			$355.00	**$3,355.00**
Texas A&M University - Police Department	OP	402	OP	*Planned:*	$3,000.00				**$3,000.00**
2017-TAMUPD-INC-00026				*Actual:*	$2,859.69				**$2,859.69**
Austin County Constable - Precinct 3	OP	402	OP	*Planned:*	$3,000.00				**$3,000.00**
2017-AustinCoP3-INC-00032				*Actual:*	$2,958.85				**$2,958.85**
Garza County Sheriff's Office	OP	402	OP	*Planned:*	$3,000.00				**$3,000.00**
2017-GarzaCoSO-INC-00013				*Actual:*	$2,975.60				**$2,975.60**
Kent County Sheriff's Office	OP	402	OP	*Planned:*	$3,000.00				**$3,000.00**
2017-KentCoSO-INC-00042				*Actual:*	$2,999.66				**$2,999.66**

Project Cross-Reference by Task

Enforcement Projects

Organization / Project Number	*PA*	*Fund Source*		*Federal Funds*	*State Funding*	*Prog. Income*	*Local Match*	*Project Total*
Click It Or Ticket Mobilization Incentive								***Group Project***
Click It Or Ticket Mobilization Incentive	*# of Projects:*	12	*Planned:*	$36,000.00				**$36,000.00**
Subtotals		11	*Actual:*	$31,534.78			$6,910.40	**$38,445.18**

Project Cross-Reference by Task

Enforcement Projects

Organization / Project Number	*PA*	*Fund Source*			*Federal Funds*	*State Funding*	*Prog. Income*	*Local Match*	*Project Total*
Impaired Driving Mobilization Incentive									***Group Project***
The University of Texas Rio Grande Valley - Police Department	AL	402	AL	*Planned:*	$3,000.00				**$3,000.00**
2017-UTRGVPD-INC-00040				*Actual:*	$3,000.00			$6,000.00	**$9,000.00**
City of Wilmer - Police Department	State	State	State	*Planned:*	$3,000.00				**$3,000.00**
2017-WilmerPD-INC-00043				*Actual:*		$3,000.00		$7,852.64	**$10,852.64**
City of Eastland Police Department	AL	402	AL	*Planned:*	$3,000.00				**$3,000.00**
2017-EastlaPD-INC-00003				*Actual:*	$3,000.00			$9.00	**$3,009.00**
City of Pinehurst Police Department	AL	402	AL	*Planned:*	$3,000.00				**$3,000.00**
2017-PinehurstPD-INC-00017				*Actual:*	$3,000.00				**$3,000.00**
City of Alpine Police Department	AL	402	AL	*Planned:*	$3,000.00				**$3,000.00**
2017-AlpinePD-INC-00033				*Actual:*	$3,000.00			$395.00	**$3,395.00**
City of Keene Police Department	AL	402	AL	*Planned:*	$3,000.00				**$3,000.00**
2017-KeenePD-INC-00004				*Actual:*	$3,000.00				**$3,000.00**
Garza County Sheriff's Office	AL	402	AL	*Planned:*	$3,000.00				**$3,000.00**
2017-GarzaCoSO-INC-00005				*Actual:*	$3,000.00				**$3,000.00**
City of Elmendorf - Police Department	AL	402	AL	*Planned:*	$3,000.00				**$3,000.00**
2017-ElmendorfPD-INC-00016				*Actual:*	$2,656.00				**$2,656.00**
City of Tye - Police Department	AL	402	AL	*Planned:*	$3,000.00				**$3,000.00**
2017-TyePD-INC-00018				*Actual:*	$3,000.00				**$3,000.00**
City of Taylor - Police Department	AL	402	AL	*Planned:*	$3,000.00				**$3,000.00**
2017-Taylor PD-INC-00038				*Actual:*	$2,983.28				**$2,983.28**
City of Karnes City - Police Department	AL	402	AL	*Planned:*	$3,000.00				**$3,000.00**
2017-KarnesCtyPD-INC-00035				*Actual:*	$3,000.00			$325.00	**$3,325.00**
City of Denison Police Department	AL	402	AL	*Planned:*	$3,000.00				**$3,000.00**
2017-DenisonPD-INC-00015				*Actual:*	$3,000.00				**$3,000.00**

Project Cross-Reference by Task

Enforcement Projects

Organization / Project Number	*PA*	*Fund Source*			*Federal Funds*	*State Funding*	*Prog. Income*	*Local Match*	*Project Total*
Impaired Driving Mobilization Incentive									***Group Project***
Texline Marshals Office	AL	402	AL	*Planned:*	$3,000.00				**$3,000.00**
2017-TexlineMO-INC-00006				*Actual:*					
Ward County Sheriff Office	AL	402	AL	*Planned:*	$3,000.00				**$3,000.00**
2017-WardCoSO-INC-00019				*Actual:*	$3,000.00				**$3,000.00**
Impaired Driving Mobilization Incentive Subtotals	*# of Projects:*	14		*Planned:*	$42,000.00				**$42,000.00**
		14		*Actual:*	$35,639.28	$3,000.00		$14,581.64	**$53,220.92**

Project Cross-Reference by Task

Enforcement Projects

Organization / Project Number	PA	Fund Source		Federal Funds	State Funding	Prog. Income	Local Match	Project Total
STEP - Click It Or Ticket Mobilization								***Group Project***
City of Carrollton Police Department	M1HVE	405B M1HVE	*Planned:*	$2,923.20				**$2,923.20**
2017-CarrolPD-CIOT-00016			*Actual:*	$1,346.25				**$1,346.25**

Performance Data:

Crashes related to... Alcohol	Speed	ITC	Enforce. Hours	Safety Belt/Seat Adult	Child	CMV Citations HMV	Seatbelt	Speed	Other Citations/Arrests Speed	DWI	DUI Minor	DD	ITC	HMV	Other Citations	Other Arrests	PI&E Materials Prod.	Dist.	Comm. Events	Presentations	Media Exp.
			24	32					11						18			150	1	1	3

Organization / Project Number	PA	Fund Source		Federal Funds	State Funding	Prog. Income	Local Match	Project Total
City of Amarillo - Police Department	M1HVE	405B M1HVE	*Planned:*	$11,817.00				**$11,817.00**
2017-AmarilloPD-CIOT-00014			*Actual:*	$10,751.25				**$10,751.25**

Performance Data:

Crashes related to... Alcohol	Speed	ITC	Enforce. Hours	Safety Belt/Seat Adult	Child	CMV Citations HMV	Seatbelt	Speed	Other Citations/Arrests Speed	DWI	DUI Minor	DD	ITC	HMV	Other Citations	Other Arrests	PI&E Materials Prod.	Dist.	Comm. Events	Presentations	Media Exp.
			199	403	31				55	1					189	9		400			3

Organization / Project Number	PA	Fund Source		Federal Funds	State Funding	Prog. Income	Local Match	Project Total
Harris County Sheriff's Office	M1HVE	405B M1HVE	*Planned:*	$17,999.66				**$17,999.66**
2017-HarrisCo-CIOT-00012			*Actual:*	$13,928.94				**$13,928.94**

Performance Data:

Crashes related to... Alcohol	Speed	ITC	Enforce. Hours	Safety Belt/Seat Adult	Child	CMV Citations HMV	Seatbelt	Speed	Other Citations/Arrests Speed	DWI	DUI Minor	DD	ITC	HMV	Other Citations	Other Arrests	PI&E Materials Prod.	Dist.	Comm. Events	Presentations	Media Exp.
			212	659	170										162			50	2	1	2

Organization / Project Number	PA	Fund Source		Federal Funds	State Funding	Prog. Income	Local Match	Project Total
Ward County Sheriff Office	M1HVE	405B M1HVE	*Planned:*	$4,000.00				**$4,000.00**
2017-WardCoSO-CIOT-00011			*Actual:*	$1,152.46				**$1,152.46**

Performance Data:

Crashes related to... Alcohol	Speed	ITC	Enforce. Hours	Safety Belt/Seat Adult	Child	CMV Citations HMV	Seatbelt	Speed	Other Citations/Arrests Speed	DWI	DUI Minor	DD	ITC	HMV	Other Citations	Other Arrests	PI&E Materials Prod.	Dist.	Comm. Events	Presentations	Media Exp.
			29	11					9						13			100	1	1	2

Organization / Project Number	PA	Fund Source		Federal Funds	State Funding	Prog. Income	Local Match	Project Total
City of Wichita Falls Police Department	M1HVE	405B M1HVE	*Planned:*	$9,970.00				**$9,970.00**
2017-WichitaPD-CIOT-00010			*Actual:*	$9,750.96			$1,966.76	**$11,717.72**

Performance Data:

Crashes related to... Alcohol	Speed	ITC	Enforce. Hours	Safety Belt/Seat Adult	Child	CMV Citations HMV	Seatbelt	Speed	Other Citations/Arrests Speed	DWI	DUI Minor	DD	ITC	HMV	Other Citations	Other Arrests	PI&E Materials Prod.	Dist.	Comm. Events	Presentations	Media Exp.
			186	287	10				1				9		82				1	1	4

Organization / Project Number	PA	Fund Source		Federal Funds	State Funding	Prog. Income	Local Match	Project Total
City of Lubbock Police Department	M1HVE	405B M1HVE	*Planned:*	$21,970.56				**$21,970.56**
2017-Lubbock PD-CIOT-00009			*Actual:*	$9,714.26				**$9,714.26**

Performance Data:

Crashes related to... Alcohol	Speed	ITC	Enforce. Hours	Safety Belt/Seat Adult	Child	CMV Citations HMV	Seatbelt	Speed	Other Citations/Arrests Speed	DWI	DUI Minor	DD	ITC	HMV	Other Citations	Other Arrests	PI&E Materials Prod.	Dist.	Comm. Events	Presentations	Media Exp.
			261	306	10				54						173	8		200		1	1

Project Cross-Reference by Task

Enforcement Projects

Organization / Project Number	PA	Fund Source		Federal Funds	State Funding	Prog. Income	Local Match	Project Total
STEP - Click It Or Ticket Mobilization								***Group Project***
City of Austin Police Department	M1HVE	405B M1HVE	*Planned:*	$79,999.95				**$79,999.95**
2017-AustinPD-CIOT-00008			*Actual:*	$41,180.89				**$41,180.89**

Performance Data:

Crashes related to... Alcohol	Speed	ITC	Enforce. Hours	Safety Belt/Seat Adult	Child	CMV Citations HMV	Seatbelt	Speed	Other Citations/Arrests Speed	DWI	DUI Minor	DD	ITC	HMV	Other Citations	Other Arrests	PI&E Materials Prod.	Dist.	Comm. Events	Present ations	Media Exp.
			566	793	46				25				69		509	8		450			16

City of San Benito Police Department	M1HVE	405B M1HVE	*Planned:*	$5,965.31				**$5,965.31**
2017-SanBenitoPD -CIOT-00007			*Actual:*	$3,256.96				**$3,256.96**

Performance Data:

Crashes related to... Alcohol	Speed	ITC	Enforce. Hours	Safety Belt/Seat Adult	Child	CMV Citations HMV	Seatbelt	Speed	Other Citations/Arrests Speed	DWI	DUI Minor	DD	ITC	HMV	Other Citations	Other Arrests	PI&E Materials Prod.	Dist.	Comm. Events	Present ations	Media Exp.
			96	23	2				1							1		100			3

City of Wharton Police Department	M1HVE	405B M1HVE	*Planned:*	$5,340.28		$145.44	**$5,485.72**
2017-WhartonPD-CIOT-00045			*Actual:*	$3,219.66		$98.00	**$3,317.66**

Performance Data:

Crashes related to... Alcohol	Speed	ITC	Enforce. Hours	Safety Belt/Seat Adult	Child	CMV Citations HMV	Seatbelt	Speed	Other Citations/Arrests Speed	DWI	DUI Minor	DD	ITC	HMV	Other Citations	Other Arrests	PI&E Materials Prod.	Dist.	Comm. Events	Present ations	Media Exp.
			60	43	2				8				18		18	2		200	3		2

City of Vidor Police Department	M1HVE	405B M1HVE	*Planned:*	$7,982.95				**$7,982.95**
2017-VidorPD-CIOT-00025			*Actual:*	$4,763.32				**$4,763.32**

Performance Data:

Crashes related to... Alcohol	Speed	ITC	Enforce. Hours	Safety Belt/Seat Adult	Child	CMV Citations HMV	Seatbelt	Speed	Other Citations/Arrests Speed	DWI	DUI Minor	DD	ITC	HMV	Other Citations	Other Arrests	PI&E Materials Prod.	Dist.	Comm. Events	Present ations	Media Exp.
			88	48	1				2				4		31	6		1,000	2	1	4

City of Dallas Police Department	M1HVE	405B M1HVE	*Planned:*	$74,999.00				**$74,999.00**
2017-Dallas-CIOT-00033			*Actual:*	$74,999.00				**$74,999.00**

Performance Data:

Crashes related to... Alcohol	Speed	ITC	Enforce. Hours	Safety Belt/Seat Adult	Child	CMV Citations HMV	Seatbelt	Speed	Other Citations/Arrests Speed	DWI	DUI Minor	DD	ITC	HMV	Other Citations	Other Arrests	PI&E Materials Prod.	Dist.	Comm. Events	Present ations	Media Exp.
			1,216	1,855	188				2				71		363	4		750	1	1	4

City of Bridge City Police Department	M1HVE	405B M1HVE	*Planned:*	$8,975.34				**$8,975.34**
2017-BridgeCityPD-CIOT-00026			*Actual:*	$3,474.27				**$3,474.27**

Performance Data:

Crashes related to... Alcohol	Speed	ITC	Enforce. Hours	Safety Belt/Seat Adult	Child	CMV Citations HMV	Seatbelt	Speed	Other Citations/Arrests Speed	DWI	DUI Minor	DD	ITC	HMV	Other Citations	Other Arrests	PI&E Materials Prod.	Dist.	Comm. Events	Present ations	Media Exp.
			39	79	1				5	1					43	6		810	1		1

Project Cross-Reference by Task

Enforcement Projects

Organization / Project Number	PA	Fund Source		Federal Funds	State Funding	Prog. Income	Local Match	Project Total
STEP - Click It Or Ticket Mobilization								***Group Project***
Texas A&M University - Central Texas - Police Department	M1HVE	405B	M1HVE	*Planned:* $3,994.91				**$3,994.91**
2017-TAMUCPD-CIOT-00018				*Actual:* $735.58				**$735.58**

Performance Data:

Crashes related to... Alcohol	Speed	ITC	Enforce. Hours	Safety Belt/Seat Adult	Child	CMV Citations HMV	Seatbelt	Speed	Other Citations/Arrests Speed	DWI	DUI Minor	DD	ITC	HMV	Other Citations	Other Arrests	PI&E Materials Prod.	Dist.	Comm. Events	Presentations	Media Exp.
			12						6												2

City of Houston - Police Department	M1HVE	405B	M1HVE	*Planned:* $74,994.54				**$74,994.54**
2017-HoustonPD-CIOT-00019				*Actual:* $74,949.24				**$74,949.24**

Performance Data:

Crashes related to... Alcohol	Speed	ITC	Enforce. Hours	Safety Belt/Seat Adult	Child	CMV Citations HMV	Seatbelt	Speed	Other Citations/Arrests Speed	DWI	DUI Minor	DD	ITC	HMV	Other Citations	Other Arrests	PI&E Materials Prod.	Dist.	Comm. Events	Presentations	Media Exp.
			1,204	3,072	905										1,269	116		500	1	1	2

City of Lumberton - Police Department	M1HVE	405B	M1HVE	*Planned:* $9,789.78				**$9,789.78**
2017-LumbertonPD-CIOT-00028				*Actual:* $7,996.24				**$7,996.24**

Performance Data:

Crashes related to... Alcohol	Speed	ITC	Enforce. Hours	Safety Belt/Seat Adult	Child	CMV Citations HMV	Seatbelt	Speed	Other Citations/Arrests Speed	DWI	DUI Minor	DD	ITC	HMV	Other Citations	Other Arrests	PI&E Materials Prod.	Dist.	Comm. Events	Presentations	Media Exp.
			139	94					52				4		146	5		292		1	6

City of Mount Pleasant - Police Department	M1HVE	405B	M1HVE	*Planned:* $4,744.80			$2,031.59	**$6,776.39**
2017-MtPleasantPD-CIOT-00027				*Actual:* $3,997.15			$1,603.19	**$5,600.34**

Performance Data:

Crashes related to... Alcohol	Speed	ITC	Enforce. Hours	Safety Belt/Seat Adult	Child	CMV Citations HMV	Seatbelt	Speed	Other Citations/Arrests Speed	DWI	DUI Minor	DD	ITC	HMV	Other Citations	Other Arrests	PI&E Materials Prod.	Dist.	Comm. Events	Presentations	Media Exp.
			125	241	38				5				6		32	3				1	4

City of San Diego - Police Department	M1HVE	405B	M1HVE	*Planned:* $4,965.43				**$4,965.43**
2017-SanDiegoPD-CIOT-00048				*Actual:* $1,539.69				**$1,539.69**

Performance Data:

Crashes related to... Alcohol	Speed	ITC	Enforce. Hours	Safety Belt/Seat Adult	Child	CMV Citations HMV	Seatbelt	Speed	Other Citations/Arrests Speed	DWI	DUI Minor	DD	ITC	HMV	Other Citations	Other Arrests	PI&E Materials Prod.	Dist.	Comm. Events	Presentations	Media Exp.
			65	12	1			2	18				13	2	14	2		500	1	4	6

City of Early Police Department	M1HVE	405B	M1HVE	*Planned:* $1,498.98				**$1,498.98**
2017-EarlyPD-CIOT-00047				*Actual:* $696.03				**$696.03**

Performance Data:

Crashes related to... Alcohol	Speed	ITC	Enforce. Hours	Safety Belt/Seat Adult	Child	CMV Citations HMV	Seatbelt	Speed	Other Citations/Arrests Speed	DWI	DUI Minor	DD	ITC	HMV	Other Citations	Other Arrests	PI&E Materials Prod.	Dist.	Comm. Events	Presentations	Media Exp.
			22	13					4						1					1	2

Project Cross-Reference by Task

Enforcement Projects

Organization / Project Number	PA	Fund Source		Federal Funds	State Funding	Prog. Income	Local Match	Project Total
STEP - Click It Or Ticket Mobilization								***Group Project***
City of Garland - Police Department	M1HVE	405B M1HVE	*Planned:*	$11,338.11				**$11,338.11**
2017-GarlandPD-CIOT-00006			*Actual:*	$11,338.11				**$11,338.11**

Performance Data:

Crashes related to... Alcohol	Speed	ITC	Enforce. Hours	Safety Belt/Seat Adult	Child	CMV Citations HMV	Seatbelt	Speed	Other Citations/Arrests Speed	DWI	DUI Minor	DD	ITC	HMV	Other Citations	Other Arrests	PI&E Materials Prod.	Dist.	Comm. Events	Presentations	Media Exp.
			208	490	28			8	13				7		202	4	100	100		2	2

Organization / Project Number	PA	Fund Source		Federal Funds	State Funding	Prog. Income	Local Match	Project Total
City of Corpus Christi Police Department	M1HVE	405B M1HVE	*Planned:*	$27,964.96				**$27,964.96**
2017-CorpusPD-CIOT-00044			*Actual:*	$20,290.42				**$20,290.42**

Performance Data:

Crashes related to... Alcohol	Speed	ITC	Enforce. Hours	Safety Belt/Seat Adult	Child	CMV Citations HMV	Seatbelt	Speed	Other Citations/Arrests Speed	DWI	DUI Minor	DD	ITC	HMV	Other Citations	Other Arrests	PI&E Materials Prod.	Dist.	Comm. Events	Presentations	Media Exp.
			327	430	21										270	10		200	1		6

Organization / Project Number	PA	Fund Source		Federal Funds	State Funding	Prog. Income	Local Match	Project Total
City of Arlington - Police Department	M1HVE	405B M1HVE	*Planned:*	$7,099.40			$1,774.86	**$8,874.26**
2017-Arlington-CIOT-00042			*Actual:*	$2,695.97			$673.99	**$3,369.96**

Performance Data:

Crashes related to... Alcohol	Speed	ITC	Enforce. Hours	Safety Belt/Seat Adult	Child	CMV Citations HMV	Seatbelt	Speed	Other Citations/Arrests Speed	DWI	DUI Minor	DD	ITC	HMV	Other Citations	Other Arrests	PI&E Materials Prod.	Dist.	Comm. Events	Presentations	Media Exp.
			46	80	6				2						27	3					2

Organization / Project Number	PA	Fund Source		Federal Funds	State Funding	Prog. Income	Local Match	Project Total
Wichita County Sheriff's Office	M1HVE	405B M1HVE	*Planned:*	$8,996.40			$2,416.00	**$11,412.40**
2017-WichitaSO-CIOT-00032			*Actual:*					

Organization / Project Number	PA	Fund Source		Federal Funds	State Funding	Prog. Income	Local Match	Project Total
City of Pharr Police Department	M1HVE	405B M1HVE	*Planned:*	$8,000.00			$3,245.48	**$11,245.48**
2017-PharrPD-CIOT-00023			*Actual:*	$4,150.73			$2,451.44	**$6,602.17**

Performance Data:

Crashes related to... Alcohol	Speed	ITC	Enforce. Hours	Safety Belt/Seat Adult	Child	CMV Citations HMV	Seatbelt	Speed	Other Citations/Arrests Speed	DWI	DUI Minor	DD	ITC	HMV	Other Citations	Other Arrests	PI&E Materials Prod.	Dist.	Comm. Events	Presentations	Media Exp.
			98	205	16				13						53			200	1	1	2

Organization / Project Number	PA	Fund Source		Federal Funds	State Funding	Prog. Income	Local Match	Project Total
Williamson County Sheriff's Office	M1HVE	405B M1HVE	*Planned:*	$12,013.92				**$12,013.92**
2017-WilliamsonCo-CIOT-00022			*Actual:*	$9,439.59				**$9,439.59**

Performance Data:

Crashes related to... Alcohol	Speed	ITC	Enforce. Hours	Safety Belt/Seat Adult	Child	CMV Citations HMV	Seatbelt	Speed	Other Citations/Arrests Speed	DWI	DUI Minor	DD	ITC	HMV	Other Citations	Other Arrests	PI&E Materials Prod.	Dist.	Comm. Events	Presentations	Media Exp.
			198	45	1				70	2			1		70	8	400	400	2		2

Project Cross-Reference by Task

Enforcement Projects

Organization / Project Number	PA	Fund Source		Federal Funds	State Funding	Prog. Income	Local Match	Project Total
STEP - Click It Or Ticket Mobilization								***Group Project***
City of Lewisville Police Department	M1HVE	405B M1HVE	*Planned:*	$4,999.61				**$4,999.61**
2017-LewisvPD-CIOT-00021			*Actual:*	$4,989.54				**$4,989.54**

Performance Data:

Crashes related to... Alcohol	Speed	ITC	Enforce. Hours	Safety Belt/Seat Adult	Child	CMV Citations HMV	Seatbelt	Speed	Other Citations/Arrests Speed	DWI	DUI Minor	DD	ITC	HMV	Other Citations	Other Arrests	PI&E Materials Prod.	Dist.	Comm. Events	Presentations	Media Exp.
			64	147	2								1		31	1		200	1	1	2

Organization / Project Number	PA	Fund Source		Federal Funds	State Funding	Prog. Income	Local Match	Project Total
Webb County Constable Pct. 1	M1HVE	405B M1HVE	*Planned:*	$24,431.32				**$24,431.32**
2017-WebbCCP1-CIOT-00020			*Actual:*	$24,414.51				**$24,414.51**

Performance Data:

Crashes related to... Alcohol	Speed	ITC	Enforce. Hours	Safety Belt/Seat Adult	Child	CMV Citations HMV	Seatbelt	Speed	Other Citations/Arrests Speed	DWI	DUI Minor	DD	ITC	HMV	Other Citations	Other Arrests	PI&E Materials Prod.	Dist.	Comm. Events	Presentations	Media Exp.
			597	798	869										55	3	350	350	2	2	3

Organization / Project Number	PA	Fund Source		Federal Funds	State Funding	Prog. Income	Local Match	Project Total
City of Hawley Police Department	M1HVE	405B M1HVE	*Planned:*	$1,483.37				**$1,483.37**
2017-HawleyPD-CIOT-00029			*Actual:*	$1,258.11				**$1,258.11**

Performance Data:

Crashes related to... Alcohol	Speed	ITC	Enforce. Hours	Safety Belt/Seat Adult	Child	CMV Citations HMV	Seatbelt	Speed	Other Citations/Arrests Speed	DWI	DUI Minor	DD	ITC	HMV	Other Citations	Other Arrests	PI&E Materials Prod.	Dist.	Comm. Events	Presentations	Media Exp.
			45	6					15						6		1	20	1	1	1

Organization / Project Number	PA	Fund Source		Federal Funds	State Funding	Prog. Income	Local Match	Project Total
City of San Juan Police Department	M1HVE	405B M1HVE	*Planned:*	$2,990.80				**$2,990.80**
2017-SanJuanPD-CIOT-00015			*Actual:*	$2,987.08				**$2,987.08**

Performance Data:

Crashes related to... Alcohol	Speed	ITC	Enforce. Hours	Safety Belt/Seat Adult	Child	CMV Citations HMV	Seatbelt	Speed	Other Citations/Arrests Speed	DWI	DUI Minor	DD	ITC	HMV	Other Citations	Other Arrests	PI&E Materials Prod.	Dist.	Comm. Events	Presentations	Media Exp.
			84	55	1				17						28			100	1	1	2

Organization / Project Number	PA	Fund Source		Federal Funds	State Funding	Prog. Income	Local Match	Project Total
City of McAllen Police Department	M1HVE	405B M1HVE	*Planned:*	$17,000.00				**$17,000.00**
2017-McAllenPD-CIOT-00017			*Actual:*	$3,042.98				**$3,042.98**

Performance Data:

Crashes related to... Alcohol	Speed	ITC	Enforce. Hours	Safety Belt/Seat Adult	Child	CMV Citations HMV	Seatbelt	Speed	Other Citations/Arrests Speed	DWI	DUI Minor	DD	ITC	HMV	Other Citations	Other Arrests	PI&E Materials Prod.	Dist.	Comm. Events	Presentations	Media Exp.
			66	67	36				5				6	11	20			178	1	2	2

Organization / Project Number	PA	Fund Source		Federal Funds	State Funding	Prog. Income	Local Match	Project Total
Webb County Constable Pct. 2	M1HVE	405B M1HVE	*Planned:*	$4,996.51				**$4,996.51**
2017-WebbCCP2-CIOT-00043			*Actual:*	$4,985.28				**$4,985.28**

Performance Data:

Crashes related to... Alcohol	Speed	ITC	Enforce. Hours	Safety Belt/Seat Adult	Child	CMV Citations HMV	Seatbelt	Speed	Other Citations/Arrests Speed	DWI	DUI Minor	DD	ITC	HMV	Other Citations	Other Arrests	PI&E Materials Prod.	Dist.	Comm. Events	Presentations	Media Exp.
			133	148	134				4						122	4		1,500	2	1	2

Project Cross-Reference by Task

Enforcement Projects

Organization / Project Number	PA	Fund Source		Federal Funds	State Funding	Prog. Income	Local Match	Project Total
STEP - Click It Or Ticket Mobilization								***Group Project***
City of Port Arthur Police Department	M1HVE	405B M1HVE	*Planned:*	$11,553.05				**$11,553.05**
2017-PortArthur-CIOT-00031			*Actual:*	$5,108.56				**$5,108.56**

Performance Data:

Crashes related to... Alcohol	Speed	ITC	Enforce. Hours	Safety Belt/Seat Adult	Child	CMV Citations HMV	Seatbelt	Speed	Other Citations/Arrests Speed	DWI	DUI Minor	DD	ITC	HMV	Other Citations	Other Arrests	PI&E Materials Prod.	Dist.	Comm. Events	Presentations	Media Exp.
			79	143	21				4				3		88	2	3	280	1	2	4

City of Texarkana Police Department	M1HVE	405B M1HVE	*Planned:*	$7,518.74				**$7,518.74**
2017-TexarkPD-CIOT-00041			*Actual:*	$5,503.40				**$5,503.40**

Performance Data:

Crashes related to... Alcohol	Speed	ITC	Enforce. Hours	Safety Belt/Seat Adult	Child	CMV Citations HMV	Seatbelt	Speed	Other Citations/Arrests Speed	DWI	DUI Minor	DD	ITC	HMV	Other Citations	Other Arrests	PI&E Materials Prod.	Dist.	Comm. Events	Presentations	Media Exp.
			95	216	1				2				2		40	8		2,000	1		20

City of Laredo Police Department	M1HVE	405B M1HVE	*Planned:*	$9,000.56				**$9,000.56**
2017-LaredoPD-CIOT-00040			*Actual:*	$9,000.56			$630.36	**$9,630.92**

Performance Data:

Crashes related to... Alcohol	Speed	ITC	Enforce. Hours	Safety Belt/Seat Adult	Child	CMV Citations HMV	Seatbelt	Speed	Other Citations/Arrests Speed	DWI	DUI Minor	DD	ITC	HMV	Other Citations	Other Arrests	PI&E Materials Prod.	Dist.	Comm. Events	Presentations	Media Exp.
			118	138	27				80				33		425	3		1,234	1	9	1

City of Palacios Police Department	M1HVE	405B M1HVE	*Planned:*	$3,019.03				**$3,019.03**
2017-PalaciosPD-CIOT-00039			*Actual:*	$1,058.77				**$1,058.77**

Performance Data:

Crashes related to... Alcohol	Speed	ITC	Enforce. Hours	Safety Belt/Seat Adult	Child	CMV Citations HMV	Seatbelt	Speed	Other Citations/Arrests Speed	DWI	DUI Minor	DD	ITC	HMV	Other Citations	Other Arrests	PI&E Materials Prod.	Dist.	Comm. Events	Presentations	Media Exp.
			19	9					5						1	1		50	1	1	1

El Paso County Sheriff's Office	M1HVE	405B M1HVE	*Planned:*	$7,966.64				**$7,966.64**
2017-ElPasoCO-CIOT-00037			*Actual:*	$6,890.76				**$6,890.76**

Performance Data:

Crashes related to... Alcohol	Speed	ITC	Enforce. Hours	Safety Belt/Seat Adult	Child	CMV Citations HMV	Seatbelt	Speed	Other Citations/Arrests Speed	DWI	DUI Minor	DD	ITC	HMV	Other Citations	Other Arrests	PI&E Materials Prod.	Dist.	Comm. Events	Presentations	Media Exp.
			104	198	48										54			1,400	1	4	22

City of Snyder Police Department	M1HVE	405B M1HVE	*Planned:*	$4,457.80				**$4,457.80**
2017-SnyderPD-CIOT-00036			*Actual:*	$4,260.69				**$4,260.69**

Performance Data:

Crashes related to... Alcohol	Speed	ITC	Enforce. Hours	Safety Belt/Seat Adult	Child	CMV Citations HMV	Seatbelt	Speed	Other Citations/Arrests Speed	DWI	DUI Minor	DD	ITC	HMV	Other Citations	Other Arrests	PI&E Materials Prod.	Dist.	Comm. Events	Presentations	Media Exp.
			74	56	6				98				1		31	5				1	3

Project Cross-Reference by Task

Enforcement Projects

Organization / Project Number	PA	Fund Source		Federal Funds	State Funding	Prog. Income	Local Match	Project Total
STEP - Click It Or Ticket Mobilization								**Group Project**
City of George West - Police Department	M1HVE	405B M1HVE	Planned:	$3,401.09			$362.81	**$3,763.90**
2017-GWPD-CIOT-00035			Actual:					
Kaufman County Sheriff's Office	M1HVE	405B M1HVE	Planned:	$3,896.04				**$3,896.04**
2017-KaufmanCoSO-CIOT-00034			Actual:	$3,896.04				**$3,896.04**

Performance Data:

Crashes related to... Alcohol	Speed	ITC	Enforce. Hours	Safety Belt/Seat Adult	Child	CMV Citations HMV	Seatbelt	Speed	Other Citations/Arrests Speed	DWI	DUI Minor	DD	ITC	HMV	Other Citations	Other Arrests	PI&E Materials Prod.	Dist.	Comm. Events	Presentations	Media Exp.
			112	199	36										26		150	150	1	1	2

City of Mesquite Police Department	M1HVE	405B M1HVE	Planned:	$7,469.94																	**$7,469.94**
2017-Mesquite-CIOT-00004			Actual:	$4,773.15																	**$4,773.15**

Performance Data:

Crashes related to... Alcohol	Speed	ITC	Enforce. Hours	Safety Belt/Seat Adult	Child	CMV Citations HMV	Seatbelt	Speed	Other Citations/Arrests Speed	DWI	DUI Minor	DD	ITC	HMV	Other Citations	Other Arrests	PI&E Materials Prod.	Dist.	Comm. Events	Presentations	Media Exp.
			48	55	5				81						97	2		390	4	2	2

City of Silsbee - Police Department	M1HVE	405B M1HVE	Planned:	$8,178.53																	**$8,178.53**
2017-SilsbeePD-CIOT-00030			Actual:	$5,578.72																	**$5,578.72**

Performance Data:

Crashes related to... Alcohol	Speed	ITC	Enforce. Hours	Safety Belt/Seat Adult	Child	CMV Citations HMV	Seatbelt	Speed	Other Citations/Arrests Speed	DWI	DUI Minor	DD	ITC	HMV	Other Citations	Other Arrests	PI&E Materials Prod.	Dist.	Comm. Events	Presentations	Media Exp.
			96	58	1			1	11						59	5		200	1	1	2

City of Harlingen Police Department	M1HVE	405B M1HVE	Planned:	$4,357.60													$1,844.64				**$6,202.24**
2017-Harlingen-CIOT-00046			Actual:	$1,468.28													$871.54				**$2,339.82**

Performance Data:

Crashes related to... Alcohol	Speed	ITC	Enforce. Hours	Safety Belt/Seat Adult	Child	CMV Citations HMV	Seatbelt	Speed	Other Citations/Arrests Speed	DWI	DUI Minor	DD	ITC	HMV	Other Citations	Other Arrests	PI&E Materials Prod.	Dist.	Comm. Events	Presentations	Media Exp.
			42	54	8				1	1					9	1		1	1	1	2

STEP - Click It Or Ticket Mobilization Subtotals	# of Projects: 41		Planned:	$554,065.11													$11,820.82				**$565,885.93**
	41		Actual:	$404,583.40													$8,295.28				**$412,878.68**

Performance Data Summary:

Crashes related to... Alcohol	Speed	ITC	Enforce. Hours	Safety Belt/Seat Adult	Child	CMV Citations HMV	Seatbelt	Speed	Other Citations/Arrests Speed	DWI	DUI Minor	DD	ITC	HMV	Other Citations	Other Arrests	PI&E Materials Prod.	Dist.	Comm. Events	Presentations	Media Exp.
			7,196	11,568	2,672			11	679		5		248	13	4,777	230	1,004	14,455	38	48	152

Project Cross-Reference by Task

Enforcement Projects

Organization / Project Number	PA	Fund Source		Federal Funds	State Funding	Prog. Income	Local Match	Project Total
STEP - Impaired Driving Mobilization								***Group Project***
Grayson County Sheriff's Office	M5HVE	405D M5HVE	*Planned:*	$7,788.03			$2,000.00	**$9,788.03**
2017-GraysonCoSO-IDM-00016			*Actual:*	$6,403.41			$1,495.10	**$7,898.51**

Performance Data:

Crashes related to... Alcohol	Speed	ITC	Enforce. Hours	Safety Belt/Seat Adult	Child	CMV Citations HMV	Seatbelt	Speed	Other Citations/Arrests Speed	DWI	DUI Minor	DD	ITC	HMV	Other Citations	Other Arrests	PI&E Materials Prod.	Dist.	Comm. Events	Presentations	Media Exp.
			142						2	4	1				10	2		250	8	2	9

Project	PA	Fund Source		Federal Funds	State Funding	Prog. Income	Local Match	Project Total
City of DeSoto Police Department	M5HVE	405D M5HVE	*Planned:*	$8,420.68			$2,694.62	**$11,115.30**
2017-DeSotoPD-IDM-00014			*Actual:*	$2,965.99			$949.12	**$3,915.11**

Performance Data:

Crashes related to... Alcohol	Speed	ITC	Enforce. Hours	Safety Belt/Seat Adult	Child	CMV Citations HMV	Seatbelt	Speed	Other Citations/Arrests Speed	DWI	DUI Minor	DD	ITC	HMV	Other Citations	Other Arrests	PI&E Materials Prod.	Dist.	Comm. Events	Presentations	Media Exp.
			75		1				28	5					24						8

Project	PA	Fund Source		Federal Funds	State Funding	Prog. Income	Local Match	Project Total
City of Houston - Police Department	M5HVE	405D M5HVE	*Planned:*	$104,860.82			$87,020.92	**$191,881.74**
2017-HoustonPD-IDM-00003			*Actual:*	$78,354.52			$76,543.93	**$154,898.45**

Performance Data:

Crashes related to... Alcohol	Speed	ITC	Enforce. Hours	Safety Belt/Seat Adult	Child	CMV Citations HMV	Seatbelt	Speed	Other Citations/Arrests Speed	DWI	DUI Minor	DD	ITC	HMV	Other Citations	Other Arrests	PI&E Materials Prod.	Dist.	Comm. Events	Presentations	Media Exp.
			1,126	4	5				193	179			72		292	76		658	10	6	8

Project	PA	Fund Source		Federal Funds	State Funding	Prog. Income	Local Match	Project Total
City of Pharr Police Department	M5HVE	405D M5HVE	*Planned:*	$14,998.12			$3,794.74	**$18,792.86**
2017-PharrPD-IDM-00005			*Actual:*	$10,029.44			$6,471.90	**$16,501.34**

Performance Data:

Crashes related to... Alcohol	Speed	ITC	Enforce. Hours	Safety Belt/Seat Adult	Child	CMV Citations HMV	Seatbelt	Speed	Other Citations/Arrests Speed	DWI	DUI Minor	DD	ITC	HMV	Other Citations	Other Arrests	PI&E Materials Prod.	Dist.	Comm. Events	Presentations	Media Exp.
			282						41	29	1		5		25	16		750	3	3	3

Project	PA	Fund Source		Federal Funds	State Funding	Prog. Income	Local Match	Project Total
City of Fairview - Police Department	M5HVE	405D M5HVE	*Planned:*	$4,169.04			$1,065.19	**$5,234.23**
2017-FairviewPD-IDM-00006			*Actual:*					

Performance Data:

Crashes related to... Alcohol	Speed	ITC	Enforce. Hours	Safety Belt/Seat Adult	Child	CMV Citations HMV	Seatbelt	Speed	Other Citations/Arrests Speed	DWI	DUI Minor	DD	ITC	HMV	Other Citations	Other Arrests	PI&E Materials Prod.	Dist.	Comm. Events	Presentations	Media Exp.

Project	PA	Fund Source		Federal Funds	State Funding	Prog. Income	Local Match	Project Total
Ward County Sheriff Office	M5HVE	405D M5HVE	*Planned:*	$4,000.00			$1,007.03	**$5,007.03**
2017-WardCoSO-IDM-00007			*Actual:*	$4,000.00			$1,096.82	**$5,096.82**

Performance Data:

Crashes related to... Alcohol	Speed	ITC	Enforce. Hours	Safety Belt/Seat Adult	Child	CMV Citations HMV	Seatbelt	Speed	Other Citations/Arrests Speed	DWI	DUI Minor	DD	ITC	HMV	Other Citations	Other Arrests	PI&E Materials Prod.	Dist.	Comm. Events	Presentations	Media Exp.
			104	1					17	4					21	8		112	1	4	9

Project Cross-Reference by Task

Enforcement Projects

Organization / Project Number	PA	Fund Source		Federal Funds	State Funding	Prog. Income	Local Match	Project Total
STEP - Impaired Driving Mobilization								***Group Project***
City of Laredo Police Department	M5HVE	405D M5HVE	*Planned:*	$30,520.00			$9,766.40	**$40,286.40**
2017-LaredoPD-IDM-00008			*Actual:*	$30,520.00			$11,097.74	**$41,617.74**

Performance Data:

Crashes related to... Alcohol	Speed	ITC	Enforce. Hours	Safety Belt/Seat Adult	Child	CMV Citations HMV	Seatbelt	Speed	Other Citations/Arrests Speed	DWI	DUI Minor	DD	ITC	HMV	Other Citations	Other Arrests	PI&E Materials Prod.	Dist.	Comm. Events	Presentations	Media Exp.
			557	1	4				100	76	6		54		387	14		990	4	11	3

City of Monahans - Police Department	M5HVE	405D M5HVE	*Planned:*	$4,000.00			$1,200.00	**$5,200.00**
2017-MonahansPD-IDM-00009			*Actual:*	$1,271.07			$323.40	**$1,594.47**

Performance Data:

Crashes related to... Alcohol	Speed	ITC	Enforce. Hours	Safety Belt/Seat Adult	Child	CMV Citations HMV	Seatbelt	Speed	Other Citations/Arrests Speed	DWI	DUI Minor	DD	ITC	HMV	Other Citations	Other Arrests	PI&E Materials Prod.	Dist.	Comm. Events	Presentations	Media Exp.
			35	1	1				6	4			1		25	3	30	30		1	4

City of Fredericksburg Police Department	M5HVE	405D M5HVE	*Planned:*	$6,990.00			$1,841.12	**$8,831.12**
2017-FredburgPD-IDM-00035			*Actual:*	$6,765.32			$3,238.91	**$10,004.23**

Performance Data:

Crashes related to... Alcohol	Speed	ITC	Enforce. Hours	Safety Belt/Seat Adult	Child	CMV Citations HMV	Seatbelt	Speed	Other Citations/Arrests Speed	DWI	DUI Minor	DD	ITC	HMV	Other Citations	Other Arrests	PI&E Materials Prod.	Dist.	Comm. Events	Presentations	Media Exp.
			150		1				5	6	1				26	3		700	2	5	7

City of Garland - Police Department	M5HVE	405D M5HVE	*Planned:*	$9,992.30			$4,063.02	**$14,055.32**
2017-GarlandPD-IDM-00015			*Actual:*	$9,992.30			$4,923.95	**$14,916.25**

Performance Data:

Crashes related to... Alcohol	Speed	ITC	Enforce. Hours	Safety Belt/Seat Adult	Child	CMV Citations HMV	Seatbelt	Speed	Other Citations/Arrests Speed	DWI	DUI Minor	DD	ITC	HMV	Other Citations	Other Arrests	PI&E Materials Prod.	Dist.	Comm. Events	Presentations	Media Exp.
			208	1	6				79	19	1		2		90	7		354	1	2	8

City of Weslaco Police Department	M5HVE	405D M5HVE	*Planned:*	$32,968.49			$16,554.49	**$49,522.98**
2017-WeslacoPD-IDM-00026			*Actual:*	$10,823.91			$7,804.88	**$18,628.79**

Performance Data:

Crashes related to... Alcohol	Speed	ITC	Enforce. Hours	Safety Belt/Seat Adult	Child	CMV Citations HMV	Seatbelt	Speed	Other Citations/Arrests Speed	DWI	DUI Minor	DD	ITC	HMV	Other Citations	Other Arrests	PI&E Materials Prod.	Dist.	Comm. Events	Presentations	Media Exp.
			277	1					40	18	2		12		61	26		480	4	2	16

Jasper County Sheriff's Office	M5HVE	405D M5HVE	*Planned:*	$5,971.99			$1,896.00	**$7,867.99**
2017-JasperCoSO-IDM-00017			*Actual:*					

Project Cross-Reference by Task

Enforcement Projects

Organization / Project Number	PA	Fund Source		Federal Funds	State Funding	Prog. Income	Local Match	Project Total
STEP - Impaired Driving Mobilization								***Group Project***
City of Lewisville Police Department	M5HVE	405D M5HVE	*Planned:*	$8,798.95			$2,199.84	**$10,998.79**
2017-LewisvPD-IDM-00018			*Actual:*	$8,465.38			$2,198.32	**$10,663.70**

Performance Data:

Crashes related to... Alcohol	Speed	ITC	Enforce. Hours	Safety Belt/Seat Adult	Child	CMV Citations HMV	Seatbelt	Speed	Other Citations/Arrests Speed	DWI	DUI Minor	DD	ITC	HMV	Other Citations	Other Arrests	PI&E Materials Prod.	Dist.	Comm. Events	Presentations	Media Exp.
			117		1				9	20			1		11	1		300	2		8

City of Texarkana Police Department	M5HVE	405D M5HVE	*Planned:*	$4,948.71			$1,253.80	**$6,202.51**
2017-TexarkPD-IDM-00019			*Actual:*	$3,848.83			$1,231.05	**$5,079.88**

Performance Data:

Crashes related to... Alcohol	Speed	ITC	Enforce. Hours	Safety Belt/Seat Adult	Child	CMV Citations HMV	Seatbelt	Speed	Other Citations/Arrests Speed	DWI	DUI Minor	DD	ITC	HMV	Other Citations	Other Arrests	PI&E Materials Prod.	Dist.	Comm. Events	Presentations	Media Exp.
			83	7					17	6			9		74	6		4,025	4	4	75

Cass County Sheriff's Office	M5HVE	405D M5HVE	*Planned:*	$4,084.44			$1,032.00	**$5,116.44**
2017-CassCOSO-IDM-00020			*Actual:*					

City of Carrollton Police Department	M5HVE	405D M5HVE	*Planned:*	$9,906.93			$2,493.25	**$12,400.18**
2017-CarrolPD-IDM-00028			*Actual:*	$9,322.80			$2,492.81	**$11,815.61**

Performance Data:

Crashes related to... Alcohol	Speed	ITC	Enforce. Hours	Safety Belt/Seat Adult	Child	CMV Citations HMV	Seatbelt	Speed	Other Citations/Arrests Speed	DWI	DUI Minor	DD	ITC	HMV	Other Citations	Other Arrests	PI&E Materials Prod.	Dist.	Comm. Events	Presentations	Media Exp.
			146						3	16					18			550	1	4	9

City of Mesquite Police Department	M5HVE	405D M5HVE	*Planned:*	$9,937.30			$2,617.51	**$12,554.81**
2017-Mesquite-IDM-00010			*Actual:*	$9,400.88			$3,675.78	**$13,076.66**

Performance Data:

Crashes related to... Alcohol	Speed	ITC	Enforce. Hours	Safety Belt/Seat Adult	Child	CMV Citations HMV	Seatbelt	Speed	Other Citations/Arrests Speed	DWI	DUI Minor	DD	ITC	HMV	Other Citations	Other Arrests	PI&E Materials Prod.	Dist.	Comm. Events	Presentations	Media Exp.
			198	2	1				5	31				4	92	16	30	805	19	19	9

City of Wharton Police Department	M5HVE	405D M5HVE	*Planned:*	$5,153.70			$2,447.70	**$7,601.40**
2017-WhartonPD-IDM-00024			*Actual:*	$2,563.91			$1,583.89	**$4,147.80**

Performance Data:

Crashes related to... Alcohol	Speed	ITC	Enforce. Hours	Safety Belt/Seat Adult	Child	CMV Citations HMV	Seatbelt	Speed	Other Citations/Arrests Speed	DWI	DUI Minor	DD	ITC	HMV	Other Citations	Other Arrests	PI&E Materials Prod.	Dist.	Comm. Events	Presentations	Media Exp.
			70	2					4	5			1		22	3		500	2	2	5

Project Cross-Reference by Task

Enforcement Projects

Organization / Project Number	PA	Fund Source		Federal Funds	State Funding	Prog. Income	Local Match	Project Total
STEP - Impaired Driving Mobilization								***Group Project***
City of Dallas Police Department	M5HVE	405D M5HVE	*Planned:*	$38,655.00			$11,016.68	**$49,671.68**
2017-Dallas-IDM-00011			*Actual:*	$23,391.54			$6,666.58	**$30,058.12**

Performance Data:

Crashes related to... Alcohol	Speed	ITC	Enforce. Hours	Safety Belt/Seat Adult	Child	CMV Citations HMV	Seatbelt	Speed	Other Citations/Arrests Speed	DWI	DUI Minor	DD	ITC	HMV	Other Citations	Other Arrests	PI&E Materials Prod.	Dist.	Comm. Events	Presentations	Media Exp.
			371							16	1				169			550	1	3	11

City of Irving Police Department	M5HVE	405D M5HVE	*Planned:*	$23,962.00			$12,182.57	**$36,144.57**
2017-Irving-IDM-00022			*Actual:*	$13,682.99			$6,957.03	**$20,640.02**

Performance Data:

Crashes related to... Alcohol	Speed	ITC	Enforce. Hours	Safety Belt/Seat Adult	Child	CMV Citations HMV	Seatbelt	Speed	Other Citations/Arrests Speed	DWI	DUI Minor	DD	ITC	HMV	Other Citations	Other Arrests	PI&E Materials Prod.	Dist.	Comm. Events	Presentations	Media Exp.
			263	1					42	34	1				65	8			1	2	6

City of Cedar Hill Police Department	M5HVE	405D M5HVE	*Planned:*	$4,998.00			$1,808.95	**$6,806.95**
2017-CedarPD-IDM-00023			*Actual:*	$4,908.20			$1,790.55	**$6,698.75**

Performance Data:

Crashes related to... Alcohol	Speed	ITC	Enforce. Hours	Safety Belt/Seat Adult	Child	CMV Citations HMV	Seatbelt	Speed	Other Citations/Arrests Speed	DWI	DUI Minor	DD	ITC	HMV	Other Citations	Other Arrests	PI&E Materials Prod.	Dist.	Comm. Events	Presentations	Media Exp.
			107						45	9			2		37	3	100	330	4	4	7

Montgomery County Sheriff's Office	M5HVE	405D M5HVE	*Planned:*	$19,815.66			$6,462.07	**$26,277.73**
2017-MontgoSO-IDM-00032			*Actual:*	$6,992.87			$3,406.40	**$10,399.27**

Performance Data:

Crashes related to... Alcohol	Speed	ITC	Enforce. Hours	Safety Belt/Seat Adult	Child	CMV Citations HMV	Seatbelt	Speed	Other Citations/Arrests Speed	DWI	DUI Minor	DD	ITC	HMV	Other Citations	Other Arrests	PI&E Materials Prod.	Dist.	Comm. Events	Presentations	Media Exp.
			184						11	13				1	9	8	1	100	1	4	4

City of Anna - Police Department	M5HVE	405D M5HVE	*Planned:*	$3,975.00			$1,384.10	**$5,359.10**
2017-AnnaPD-IDM-00033			*Actual:*	$1,666.94			$580.42	**$2,247.36**

Performance Data:

Crashes related to... Alcohol	Speed	ITC	Enforce. Hours	Safety Belt/Seat Adult	Child	CMV Citations HMV	Seatbelt	Speed	Other Citations/Arrests Speed	DWI	DUI Minor	DD	ITC	HMV	Other Citations	Other Arrests	PI&E Materials Prod.	Dist.	Comm. Events	Presentations	Media Exp.
			51						25	3				14	23	4		80	1	1	3

City of Rockport Police Department	M5HVE	405D M5HVE	*Planned:*	$4,535.00			$1,389.42	**$5,924.42**
2017-RockpoPD-IDM-00034			*Actual:*	$2,657.34			$1,421.53	**$4,078.87**

Performance Data:

Crashes related to... Alcohol	Speed	ITC	Enforce. Hours	Safety Belt/Seat Adult	Child	CMV Citations HMV	Seatbelt	Speed	Other Citations/Arrests Speed	DWI	DUI Minor	DD	ITC	HMV	Other Citations	Other Arrests	PI&E Materials Prod.	Dist.	Comm. Events	Presentations	Media Exp.
			77						6	6					3	8		120	5	3	6

Project Cross-Reference by Task

Enforcement Projects

Organization / Project Number	PA	Fund Source		Federal Funds	State Funding	Prog. Income	Local Match	Project Total
STEP - Impaired Driving Mobilization								***Group Project***
City of Early Police Department	M5HVE	405D M5HVE	*Planned:*	$4,229.04			$1,080.00	**$5,309.04**
2017-EarlyPD-IDM-00044			*Actual:*	$2,164.21			$869.38	**$3,033.59**

Performance Data:

Crashes related to... Alcohol	Speed	ITC	Enforce. Hours	Safety Belt/Seat Adult	Child	CMV Citations HMV	Seatbelt	Speed	Other Citations/Arrests Speed	DWI	DUI Minor	DD	ITC	HMV	Other Citations	Other Arrests	PI&E Materials Prod.	Dist.	Comm. Events	Presentations	Media Exp.
			67	1					9	1					3	1				3	4

Organization / Project Number	PA	Fund Source		Federal Funds	State Funding	Prog. Income	Local Match	Project Total
City of El Campo Police Department	M5HVE	405D M5HVE	*Planned:*	$5,984.46			$1,586.46	**$7,570.92**
2017-ElCampPD-IDM-00037			*Actual:*	$1,826.34			$525.64	**$2,351.98**

Performance Data:

Crashes related to... Alcohol	Speed	ITC	Enforce. Hours	Safety Belt/Seat Adult	Child	CMV Citations HMV	Seatbelt	Speed	Other Citations/Arrests Speed	DWI	DUI Minor	DD	ITC	HMV	Other Citations	Other Arrests	PI&E Materials Prod.	Dist.	Comm. Events	Presentations	Media Exp.
			36					1	1	3	1				7	4		120	1	7	4

Organization / Project Number	PA	Fund Source		Federal Funds	State Funding	Prog. Income	Local Match	Project Total
City of Harlingen Police Department	M5HVE	405D M5HVE	*Planned:*	$9,861.75			$2,504.87	**$12,366.62**
2017-Harlingen-IDM-00031			*Actual:*	$5,753.36			$2,156.83	**$7,910.19**

Performance Data:

Crashes related to... Alcohol	Speed	ITC	Enforce. Hours	Safety Belt/Seat Adult	Child	CMV Citations HMV	Seatbelt	Speed	Other Citations/Arrests Speed	DWI	DUI Minor	DD	ITC	HMV	Other Citations	Other Arrests	PI&E Materials Prod.	Dist.	Comm. Events	Presentations	Media Exp.
			151		1				22	17			9		24	2	110	110	3	12	8

Organization / Project Number	PA	Fund Source		Federal Funds	State Funding	Prog. Income	Local Match	Project Total
City of Merkel - Police Department	M5HVE	405D M5HVE	*Planned:*	$3,980.24			$1,019.60	**$4,999.84**
2017-MerkelPD-IDM-00029			*Actual:*	$3,775.32			$1,016.75	**$4,792.07**

Performance Data:

Crashes related to... Alcohol	Speed	ITC	Enforce. Hours	Safety Belt/Seat Adult	Child	CMV Citations HMV	Seatbelt	Speed	Other Citations/Arrests Speed	DWI	DUI Minor	DD	ITC	HMV	Other Citations	Other Arrests	PI&E Materials Prod.	Dist.	Comm. Events	Presentations	Media Exp.
			123						4	4			2		22	2			1	4	11

Organization / Project Number	PA	Fund Source		Federal Funds	State Funding	Prog. Income	Local Match	Project Total
Gonzales County Sherrif's Office	M5HVE	405D M5HVE	*Planned:*	$22,092.02			$5,680.68	**$27,772.70**
2017-GonzalesCoSO-IDM-00036			*Actual:*	$8,554.97			$2,317.32	**$10,872.29**

Performance Data:

Crashes related to... Alcohol	Speed	ITC	Enforce. Hours	Safety Belt/Seat Adult	Child	CMV Citations HMV	Seatbelt	Speed	Other Citations/Arrests Speed	DWI	DUI Minor	DD	ITC	HMV	Other Citations	Other Arrests	PI&E Materials Prod.	Dist.	Comm. Events	Presentations	Media Exp.
			207	9				7	139				15	3	116	4		200			8

Organization / Project Number	PA	Fund Source		Federal Funds	State Funding	Prog. Income	Local Match	Project Total
City of Corpus Christi Police Department	M5HVE	405D M5HVE	*Planned:*	$7,837.02			$3,327.89	**$11,164.91**
2017-CorpusPD-IDM-00038			*Actual:*	$3,873.20			$1,779.81	**$5,653.01**

Performance Data:

Crashes related to... Alcohol	Speed	ITC	Enforce. Hours	Safety Belt/Seat Adult	Child	CMV Citations HMV	Seatbelt	Speed	Other Citations/Arrests Speed	DWI	DUI Minor	DD	ITC	HMV	Other Citations	Other Arrests	PI&E Materials Prod.	Dist.	Comm. Events	Presentations	Media Exp.
			70						48	10					41	2		310	2	2	22

Project Cross-Reference by Task

Enforcement Projects

Organization / Project Number	PA	Fund Source		Federal Funds	State Funding	Prog. Income	Local Match	Project Total
STEP - Impaired Driving Mobilization								***Group Project***
City of The Colony - Police Department	M5HVE	405D M5HVE	*Planned:*	$7,254.24			$2,538.98	**$9,793.22**
2017-ColonyPD-IDM-00039			*Actual:*	$4,162.03			$1,456.72	**$5,618.75**

Performance Data:

Crashes related to... Alcohol	Speed	ITC	Enforce. Hours	Safety Belt/Seat Adult	Child	CMV Citations HMV	Seatbelt	Speed	Other Citations/Arrests Speed	DWI	DUI Minor	DD	ITC	HMV	Other Citations	Other Arrests	PI&E Materials Prod.	Dist.	Comm. Events	Presentations	Media Exp.
			71						34	7			24		24			184		6	9

City of Austin Police Department	M5HVE	405D M5HVE	*Planned:*	$100,000.00			$25,000.00	**$125,000.00**
2017-AustinPD-IDM-00040			*Actual:*	$83,927.51			$20,982.00	**$104,909.51**

Performance Data:

Crashes related to... Alcohol	Speed	ITC	Enforce. Hours	Safety Belt/Seat Adult	Child	CMV Citations HMV	Seatbelt	Speed	Other Citations/Arrests Speed	DWI	DUI Minor	DD	ITC	HMV	Other Citations	Other Arrests	PI&E Materials Prod.	Dist.	Comm. Events	Presentations	Media Exp.
			1,127	2					20	177			11		22	3	15	450		6	25

City of McAllen Police Department	M5HVE	405D M5HVE	*Planned:*	$16,000.00			$4,000.00	**$20,000.00**
2017-McAllenPD-IDM-00041			*Actual:*	$16,000.00			$4,310.65	**$20,310.65**

Performance Data:

Crashes related to... Alcohol	Speed	ITC	Enforce. Hours	Safety Belt/Seat Adult	Child	CMV Citations HMV	Seatbelt	Speed	Other Citations/Arrests Speed	DWI	DUI Minor	DD	ITC	HMV	Other Citations	Other Arrests	PI&E Materials Prod.	Dist.	Comm. Events	Presentations	Media Exp.
			452		1				38	55	3		13	53	56	15					3

City of San Benito Police Department	M5HVE	405D M5HVE	*Planned:*	$7,092.58			$1,813.50	**$8,906.08**
2017-SanBenitoPD -IDM-00042			*Actual:*	$3,217.09			$906.87	**$4,123.96**

Performance Data:

Crashes related to... Alcohol	Speed	ITC	Enforce. Hours	Safety Belt/Seat Adult	Child	CMV Citations HMV	Seatbelt	Speed	Other Citations/Arrests Speed	DWI	DUI Minor	DD	ITC	HMV	Other Citations	Other Arrests	PI&E Materials Prod.	Dist.	Comm. Events	Presentations	Media Exp.
			97						3	6					9	7		950	5	3	12

City of Eastland Police Department	M5HVE	405D M5HVE	*Planned:*	$3,908.08			$1,260.00	**$5,168.08**
2017-EastlaPD-IDM-00043			*Actual:*	$1,760.07			$642.10	**$2,402.17**

Performance Data:

Crashes related to... Alcohol	Speed	ITC	Enforce. Hours	Safety Belt/Seat Adult	Child	CMV Citations HMV	Seatbelt	Speed	Other Citations/Arrests Speed	DWI	DUI Minor	DD	ITC	HMV	Other Citations	Other Arrests	PI&E Materials Prod.	Dist.	Comm. Events	Presentations	Media Exp.
			50	3					5						10	4			1	4	5

City of Tye - Police Department	M5HVE	405D M5HVE	*Planned:*	$3,732.36			$962.64	**$4,695.00**
2017-TyePD-IDM-00030			*Actual:*	$2,239.31			$793.04	**$3,032.35**

Performance Data:

Crashes related to... Alcohol	Speed	ITC	Enforce. Hours	Safety Belt/Seat Adult	Child	CMV Citations HMV	Seatbelt	Speed	Other Citations/Arrests Speed	DWI	DUI Minor	DD	ITC	HMV	Other Citations	Other Arrests	PI&E Materials Prod.	Dist.	Comm. Events	Presentations	Media Exp.
			70						15	1			14		25				3	3	6

Project Cross-Reference by Task

Enforcement Projects

Organization / Project Number	PA	Fund Source	Federal Funds	State Funding	Prog. Income	Local Match	Project Total
STEP - Impaired Driving Mobilization							***Group Project***
STEP - Impaired Driving Mobilization Subtotals	*# of Projects:* 36	*Planned:*	$565,421.95			$229,966.04	**$795,387.99**
	36	*Actual:*	$385,281.05			$183,707.22	**$568,988.27**

Performance Data Summary:

Crashes related to...			Enforce.	Safety Belt/Seat		CMV Citations			Other Citations/Arrests								PI&E Materials				
Alcohol	*Speed*	*ITC*	*Hours*	*Adult*	*Child*	*HMV*	*Seatbelt*	*Speed*	*Speed*	*DWI*	*DUI Minor*	*DD*	*ITC*	*HMV*	*Other Citations*	*Other Arrests*	*Prod.*	*Dist.*	*Comm. Events*	*Present ations*	*Media Exp.*
			7,144	36	22			8	1,016	784	18		247	75	1,843	256	286	14,008	90	132	335

Project Cross-Reference by Task

Enforcement Projects

Organization / Project Number	PA	Fund Source		Federal Funds	State Funding	Prog. Income	Local Match	Project Total
STEP CMV								**Group Project**
City of Harlingen Police Department	PT	402	PT					
2017-Harlinge-S-1YG-0091	CMV							
			Planned:	$11,711.41			$5,321.71	**$17,033.12**
			Actual:	$10,529.88			$5,657.45	**$16,187.33**
City of Eagle Lake Police Department	PT	402	PT					
2017-EagleLkP-S-1YG-0059	CMV							
			Planned:	$5,305.60			$4,356.07	**$9,661.67**
			Actual:	$4,298.49			$3,567.85	**$7,866.34**
Tom Green County	PT	402	PT					
2017-Tomgreen-S-1YG-0073	CMV							
			Planned:	$14,266.20			$3,586.72	**$17,852.92**
			Actual:					
City of Laredo Police Department	PT	402	PT					
2017-LaredoPD-S-1YG-0042	CMV							
			Planned:	$86,925.00			$29,103.00	**$116,028.00**
			Actual:	$86,925.00			$31,268.64	**$118,193.64**
City of Houston - Police Department	PT	402	PT					
2017-HoustonP-S-1YG-0040	CMV							
			Planned:	$296,999.63			$374,589.91	**$671,589.54**
			Actual:	$267,989.63			$573,313.49	**$841,303.12**
STEP CMV Subtotals	# of Projects: 5		Planned:	$415,207.84			$416,957.41	**$832,165.25**
	5		Actual:	$369,743.00			$613,807.43	**$983,550.43**

Performance Data:

Project	Crashes related to... Alcohol	Speed	ITC	Enforce. Hours	Safety Belt/Seat Adult	Child	CMV Citations HMV	Seatbelt	Speed	Other Citations/Arrests Speed	DWI	DUI Minor	DD	ITC	HMV	Other Citations	Other Arrests	PI&E Materials Prod.	Dist.	Comm. Events	Presentations	Media Exp.
City of Harlingen Police Department		180		289		4	82		25	234				2		162	16		100		3	2
City of Eagle Lake Police Department		2		155		1	166	3	22	10				2		55	7		148	3	4	40
City of Laredo Police Department		2,458		1,509	229		303	191	541	508	48			922		2,616	7		2,696	20	29	
City of Houston - Police Department		763		5,071			3,485	2,667	3,998							1,314	177		10,814	11	13	12
STEP CMV Subtotals *Performance Data Summary:*		3,403		7,024	229	5	4,036	2,861	4,586	752	48			926		4,147	207		13,758	34	49	54

Project Cross-Reference by Task

Enforcement Projects

Organization / Project Number	PA	Fund Source		Federal Funds	State Funding	Prog. Income	Local Match	Project Total
STEP Comprehensive								**Group Project**
El Paso County Sheriff's Office	PT	402	PT	Planned: $94,976.90			$31,973.15	**$126,950.05**
2017-ElPasoCO-S-1YG-0035	DWI Speed OP ITC			Actual: $86,984.11			$29,396.50	**$116,380.61**

Performance Data:

Crashes related to... Alcohol	Speed	ITC	Enforce. Hours	Safety Belt/Seat Adult	Child	CMV Citations HMV	Seatbelt	Speed	Other Citations/Arrests Speed	DWI	DUI Minor	DD	ITC	HMV	Other Citations	Other Arrests	PI&E Materials Prod.	Dist.	Comm. Events	Presentations	Media Exp.
141	436	335	1,310	604	108				1,011	42	1		230		319	7		33,636	5	12	33

Harris County Constable Precinct 1	PT	402	PT	Planned: $82,046.83			$82,046.82	**$164,093.65**
2017-HarrisP1-S-1YG-0008	DWI Speed OP			Actual: $43,374.89			$43,374.83	**$86,749.72**

Performance Data:

Crashes related to... Alcohol	Speed	ITC	Enforce. Hours	Safety Belt/Seat Adult	Child	CMV Citations HMV	Seatbelt	Speed	Other Citations/Arrests Speed	DWI	DUI Minor	DD	ITC	HMV	Other Citations	Other Arrests	PI&E Materials Prod.	Dist.	Comm. Events	Presentations	Media Exp.
13	123		1,392	417	25				3,122	48	1				856	53	200	1,444	12	8	2

City of Mount Pleasant - Police Department	PT	402	PT	Planned: $39,974.07			$16,836.78	**$56,810.85**
2017-MtPleasa-S-1YG-0034	DWI Speed OP ITC			Actual: $39,428.94			$22,211.44	**$61,640.38**

Performance Data:

Crashes related to... Alcohol	Speed	ITC	Enforce. Hours	Safety Belt/Seat Adult	Child	CMV Citations HMV	Seatbelt	Speed	Other Citations/Arrests Speed	DWI	DUI Minor	DD	ITC	HMV	Other Citations	Other Arrests	PI&E Materials Prod.	Dist.	Comm. Events	Presentations	Media Exp.
3	76	114	1,126	259	71			40	1,852	3	2		738	1	337	17		3,155	9	9	15

City of Garland - Police Department	PT	402	PT	Planned: $248,994.15			$140,878.24	**$389,872.39**
2017-GarlandP-S-1YG-0009	DWI Speed OP ITC			Actual: $219,781.61			$182,977.45	**$402,759.06**

Performance Data:

Crashes related to... Alcohol	Speed	ITC	Enforce. Hours	Safety Belt/Seat Adult	Child	CMV Citations HMV	Seatbelt	Speed	Other Citations/Arrests Speed	DWI	DUI Minor	DD	ITC	HMV	Other Citations	Other Arrests	PI&E Materials Prod.	Dist.	Comm. Events	Presentations	Media Exp.
86	526	856	3,912	2,136	79				3,606	100	2		2,039		3,898	76	807	1,244	6	14	15

Harris County Sheriff's Office	PT	402	PT	Planned: $349,999.88			$349,999.89	**$699,999.77**
2017-HarrisCo-S-1YG-0007	DWI Speed OP			Actual: $296,931.80			$349,999.89	**$646,931.69**

Performance Data:

Crashes related to... Alcohol	Speed	ITC	Enforce. Hours	Safety Belt/Seat Adult	Child	CMV Citations HMV	Seatbelt	Speed	Other Citations/Arrests Speed	DWI	DUI Minor	DD	ITC	HMV	Other Citations	Other Arrests	PI&E Materials Prod.	Dist.	Comm. Events	Presentations	Media Exp.
510	9,771		8,398	4,404	1,289				26,498	75					3,652	111		4,700	9	15	6

City of Midland Police Department	PT	402	PT	Planned: $16,685.00			$16,754.05	**$33,439.05**
2017-Midland-S-1YG-0013	Speed ITC			Actual: $16,684.99			$18,734.86	**$35,419.85**

Performance Data:

Crashes related to... Alcohol	Speed	ITC	Enforce. Hours	Safety Belt/Seat Adult	Child	CMV Citations HMV	Seatbelt	Speed	Other Citations/Arrests Speed	DWI	DUI Minor	DD	ITC	HMV	Other Citations	Other Arrests	PI&E Materials Prod.	Dist.	Comm. Events	Presentations	Media Exp.
	83	1,747	375	11	1				861	1			66		198	7		150	2	8	5

Project Cross-Reference by Task

Enforcement Projects

Organization / Project Number	PA	Fund Source		Federal Funds	State Funding	Prog. Income	Local Match	Project Total
STEP Comprehensive								***Group Project***
City of Irving Police Department	PT	402	PT	Planned: $173,104.00			$141,696.05	**$314,800.05**
2017-Irving-S-1YG-0014	***DWI Speed OP***			Actual: $136,066.48			$111,384.63	**$247,451.11**

Performance Data:

Crashes related to... Alcohol	Speed	ITC	Enforce. Hours	Safety Belt/Seat Adult	Child	CMV Citations HMV	Seatbelt	Speed	Other Citations/Arrests Speed	DWI	DUI Minor	DD	ITC	HMV	Other Citations	Other Arrests	PI&E Materials Prod.	Dist.	Comm. Events	Presentations	Media Exp.
189	137		2,741	470	121				7,162	125					3,267	709		948	5	9	5

City of New Braunfels Police Department	PT	402	PT	Planned: $74,973.10			$41,935.40	**$116,908.50**
2017-NewBrau-S-1YG-0094	***DWI Speed OP ITC***			Actual: $74,967.57			$48,190.29	**$123,157.86**

Performance Data:

Crashes related to... Alcohol	Speed	ITC	Enforce. Hours	Safety Belt/Seat Adult	Child	CMV Citations HMV	Seatbelt	Speed	Other Citations/Arrests Speed	DWI	DUI Minor	DD	ITC	HMV	Other Citations	Other Arrests	PI&E Materials Prod.	Dist.	Comm. Events	Presentations	Media Exp.
96	430	410	1,449	263	4				2,754	23		474	91		183	2		6,315	8	23	1

City of Pasadena Police Department	PT	402	PT	Planned: $99,947.10			$99,947.10	**$199,894.20**
2017-PasadePD-S-1YG-0066	***DWI Speed OP ITC***			Actual: $98,562.81			$98,563.22	**$197,126.03**

Performance Data:

Crashes related to... Alcohol	Speed	ITC	Enforce. Hours	Safety Belt/Seat Adult	Child	CMV Citations HMV	Seatbelt	Speed	Other Citations/Arrests Speed	DWI	DUI Minor	DD	ITC	HMV	Other Citations	Other Arrests	PI&E Materials Prod.	Dist.	Comm. Events	Presentations	Media Exp.
147	537	1,389	3,382	1,199	231				4,395	37			2,874		1,247	74		2,450	5	5	3

Jefferson County Sheriff's Office	PT	402	PT	Planned: $40,000.00			$25,096.68	**$65,096.68**
2017-Jefferso-S-1YG-0057	***DWI Speed OP***			Actual: $28,956.68			$18,166.97	**$47,123.65**

Performance Data:

Crashes related to... Alcohol	Speed	ITC	Enforce. Hours	Safety Belt/Seat Adult	Child	CMV Citations HMV	Seatbelt	Speed	Other Citations/Arrests Speed	DWI	DUI Minor	DD	ITC	HMV	Other Citations	Other Arrests	PI&E Materials Prod.	Dist.	Comm. Events	Presentations	Media Exp.
138	182		519	182	33				947	5			3		131	11		525	12	7	6

City of Keller Police Department	PT	402	PT	Planned: $31,345.00			$31,756.36	**$63,101.36**
2017-KellerPD-S-1YG-0075	***Speed OP ITC***			Actual: $28,452.03			$29,356.52	**$57,808.55**

Performance Data:

Crashes related to... Alcohol	Speed	ITC	Enforce. Hours	Safety Belt/Seat Adult	Child	CMV Citations HMV	Seatbelt	Speed	Other Citations/Arrests Speed	DWI	DUI Minor	DD	ITC	HMV	Other Citations	Other Arrests	PI&E Materials Prod.	Dist.	Comm. Events	Presentations	Media Exp.
	90	85	860	186	22				2,343	1			564		283	5		70	5	8	13

City of Port Aransas Police Department	PT	402	PT	Planned: $13,320.00			$3,333.36	**$16,653.36**
2017-PortArPD-S-1YG-0076	***DWI Speed***			Actual: $9,890.64			$2,898.54	**$12,789.18**

Performance Data:

Crashes related to... Alcohol	Speed	ITC	Enforce. Hours	Safety Belt/Seat Adult	Child	CMV Citations HMV	Seatbelt	Speed	Other Citations/Arrests Speed	DWI	DUI Minor	DD	ITC	HMV	Other Citations	Other Arrests	PI&E Materials Prod.	Dist.	Comm. Events	Presentations	Media Exp.
15	11		262	2					222	22	1				56	1	50	13,990	1	1	11

Project Cross-Reference by Task

Enforcement Projects

Organization / Project Number	PA	Fund Source		Federal Funds	State Funding	Prog. Income	Local Match	Project Total
STEP Comprehensive								**Group Project**
Harris County Constable Precinct 7	PT	402	PT	Planned: $197,251.20			$58,876.04	**$256,127.24**
2017-HarrisP7-S-1YG-0077	***Speed OP***			Actual: $157,510.14			$47,021.92	**$204,532.06**

Performance Data:

Crashes related to... Alcohol	Speed	ITC	Enforce. Hours	Safety Belt/Seat Adult	Child	CMV Citations HMV	Seatbelt	Speed	Other Citations/Arrests Speed	DWI	DUI Minor	DD	ITC	HMV	Other Citations	Other Arrests	PI&E Materials Prod.	Dist.	Comm. Events	Presentations	Media Exp.
			5,271	1,544	309				10,681						753	110		6,855	20	4	11

City of Beaumont Police Department	PT	402	PT	Planned: $87,484.83			$39,580.79	**$127,065.62**
2017-Beaumont-S-1YG-0078	***DWI Speed OP***			Actual: $87,484.83			$49,337.89	**$136,822.72**

Performance Data:

Crashes related to... Alcohol	Speed	ITC	Enforce. Hours	Safety Belt/Seat Adult	Child	CMV Citations HMV	Seatbelt	Speed	Other Citations/Arrests Speed	DWI	DUI Minor	DD	ITC	HMV	Other Citations	Other Arrests	PI&E Materials Prod.	Dist.	Comm. Events	Presentations	Media Exp.
7	990		1,578	289	34			46	5,488	33			347	849	1,696	32	250	4,200	9	6	8

City of Fort Worth Police Department	PT	402	PT	Planned: $169,417.78			$43,028.51	**$212,446.29**
2017-Fortwort-S-1YG-0079	***DWI Speed OP ITC***			Actual: $159,458.13			$40,884.30	**$200,342.43**

Performance Data:

Crashes related to... Alcohol	Speed	ITC	Enforce. Hours	Safety Belt/Seat Adult	Child	CMV Citations HMV	Seatbelt	Speed	Other Citations/Arrests Speed	DWI	DUI Minor	DD	ITC	HMV	Other Citations	Other Arrests	PI&E Materials Prod.	Dist.	Comm. Events	Presentations	Media Exp.
443	6,393	8,478	2,693	559	125			280	6,497	27			3,273		2,864	27	1,500	1,500	5	7	

Polk County Sheriff's Office	PT	402	PT	Planned: $34,212.71			$9,435.51	**$43,648.22**
2017-PolkCo-S-1YG-0080	***DWI Speed OP ITC***			Actual: $31,543.58			$9,136.43	**$40,680.01**

Performance Data:

Crashes related to... Alcohol	Speed	ITC	Enforce. Hours	Safety Belt/Seat Adult	Child	CMV Citations HMV	Seatbelt	Speed	Other Citations/Arrests Speed	DWI	DUI Minor	DD	ITC	HMV	Other Citations	Other Arrests	PI&E Materials Prod.	Dist.	Comm. Events	Presentations	Media Exp.
			912	10	2			3	428	1			119		147	18	2	600	4	5	6

City of Amarillo - Police Department	PT	402	PT	Planned: $168,424.80			$221,249.15	**$389,673.95**
2017-Amarillo-S-1YG-0019	***DWI Speed OP***			Actual: $149,885.01			$227,395.40	**$377,280.41**

Performance Data:

Crashes related to... Alcohol	Speed	ITC	Enforce. Hours	Safety Belt/Seat Adult	Child	CMV Citations HMV	Seatbelt	Speed	Other Citations/Arrests Speed	DWI	DUI Minor	DD	ITC	HMV	Other Citations	Other Arrests	PI&E Materials Prod.	Dist.	Comm. Events	Presentations	Media Exp.
258			3,492	345	68				6,122	132		215			1,607	73		1,703	4	2	13

City of Haltom City Police Department	PT	402	PT	Planned: $39,996.95			$30,402.14	**$70,399.09**
2017-HaltomPD-S-1YG-0084	***Speed OP***			Actual: $31,544.66			$25,523.74	**$57,068.40**

Performance Data:

Crashes related to... Alcohol	Speed	ITC	Enforce. Hours	Safety Belt/Seat Adult	Child	CMV Citations HMV	Seatbelt	Speed	Other Citations/Arrests Speed	DWI	DUI Minor	DD	ITC	HMV	Other Citations	Other Arrests	PI&E Materials Prod.	Dist.	Comm. Events	Presentations	Media Exp.
	175		689	175	22				2,052						232	2		3,341	6	9	11

Project Cross-Reference by Task

Enforcement Projects

Organization / Project Number	PA	Fund Source		Federal Funds	State Funding	Prog. Income	Local Match	Project Total
STEP Comprehensive								***Group Project***
City of Harlingen Police Department	PT	402	PT					
2017-Harlinge-S-1YG-0070	***DWI Speed OP ITC***							
			Planned:	$54,120.93			$22,190.22	**$76,311.15**
			Actual:	$42,336.60			$18,084.73	**$60,421.33**

Performance Data:

Crashes related to... Alcohol	Speed	ITC	Enforce. Hours	Safety Belt/Seat Adult	Child	CMV Citations HMV	Seatbelt	Speed	Other Citations/Arrests Speed	DWI	DUI Minor	DD	ITC	HMV	Other Citations	Other Arrests	PI&E Materials Prod.	Dist.	Comm. Events	Presentations	Media Exp.
92	289	950	1,186	56	13			1	1,240	22		23	648		455	29	845	1,978	1	24	10

City of Jacksonville Police Department	PT	402	PT					
2017-Jacksonv-S-1YG-0083	***DWI Speed OP ITC***							
			Planned:	$39,986.40			$10,350.00	**$50,336.40**
			Actual:	$25,962.19			$6,808.34	**$32,770.53**

Performance Data:

Crashes related to... Alcohol	Speed	ITC	Enforce. Hours	Safety Belt/Seat Adult	Child	CMV Citations HMV	Seatbelt	Speed	Other Citations/Arrests Speed	DWI	DUI Minor	DD	ITC	HMV	Other Citations	Other Arrests	PI&E Materials Prod.	Dist.	Comm. Events	Presentations	Media Exp.
17	75	53	606	27	8			2	905	1		2	265		108	9	1	525	4	5	7

City of Grand Prairie Police Department	PT	402	PT					
2017-GrandPra-S-1YG-0005	***DWI Speed OP ITC***							
			Planned:	$199,725.88			$180,203.13	**$379,929.01**
			Actual:	$118,971.02			$124,681.29	**$243,652.31**

Performance Data:

Crashes related to... Alcohol	Speed	ITC	Enforce. Hours	Safety Belt/Seat Adult	Child	CMV Citations HMV	Seatbelt	Speed	Other Citations/Arrests Speed	DWI	DUI Minor	DD	ITC	HMV	Other Citations	Other Arrests	PI&E Materials Prod.	Dist.	Comm. Events	Presentations	Media Exp.
126	550	1,128	3,292	568	200				2,242	13		566	3,799		814	31		232	4	9	7

City of Dallas Police Department	PT	402	PT					
2017-Dallas-S-1YG-0068	***DWI Speed OP ITC***							
			Planned:	$999,993.60			$273,715.37	**$1,273,708.97**
			Actual:	$962,134.11			$263,654.80	**$1,225,788.91**

Performance Data:

Crashes related to... Alcohol	Speed	ITC	Enforce. Hours	Safety Belt/Seat Adult	Child	CMV Citations HMV	Seatbelt	Speed	Other Citations/Arrests Speed	DWI	DUI Minor	DD	ITC	HMV	Other Citations	Other Arrests	PI&E Materials Prod.	Dist.	Comm. Events	Presentations	Media Exp.
994	3,077	9,763	14,399	4,345	530				21,232	124	7		10,711		3,700	7		5,080	8	42	8

City of Arlington - Police Department	PT	402	PT					
2017-Arlingto-S-1YG-0036	***DWI Speed OP***							
			Planned:	$277,238.74			$69,309.70	**$346,548.44**
			Actual:	$264,488.40			$70,178.08	**$334,666.48**

Performance Data:

Crashes related to... Alcohol	Speed	ITC	Enforce. Hours	Safety Belt/Seat Adult	Child	CMV Citations HMV	Seatbelt	Speed	Other Citations/Arrests Speed	DWI	DUI Minor	DD	ITC	HMV	Other Citations	Other Arrests	PI&E Materials Prod.	Dist.	Comm. Events	Presentations	Media Exp.
489	1,227		4,470	680	118				8,981	70	1		52		2,929	103			3	41	1

City of Galveston - Police Department	PT	402	PT					
2017-Galvesto-S-1YG-0060	***DWI Speed***							
			Planned:	$69,260.55			$17,446.86	**$86,707.41**
			Actual:	$3,858.08			$1,424.25	**$5,282.33**

Performance Data:

Crashes related to... Alcohol	Speed	ITC	Enforce. Hours	Safety Belt/Seat Adult	Child	CMV Citations HMV	Seatbelt	Speed	Other Citations/Arrests Speed	DWI	DUI Minor	DD	ITC	HMV	Other Citations	Other Arrests	PI&E Materials Prod.	Dist.	Comm. Events	Presentations	Media Exp.
23	24		78						193	1					25						

Project Cross-Reference by Task

Enforcement Projects

Organization / Project Number	PA	Fund Source		Federal Funds	State Funding	Prog. Income	Local Match	Project Total
STEP Comprehensive								**Group Project**
City of Wichita Falls Police Department	PT	402	PT	Planned: $87,502.52			$21,885.78	**$109,388.30**
2017-WichitaP-S-1YG-0023	***Speed OP ITC***			Actual: $87,114.58			$21,895.26	**$109,009.84**

Performance Data:

Crashes related to... Alcohol	Speed	ITC	Enforce. Hours	Safety Belt/Seat Adult	Child	CMV Citations HMV	Seatbelt	Speed	Other Citations/Arrests Speed	DWI	DUI Minor	DD	ITC	HMV	Other Citations	Other Arrests	PI&E Materials Prod.	Dist.	Comm. Events	Presentations	Media Exp.
	241	980	1,482	376	11				2,069	18			812		641	21		2,750	7	10	11

Bexar County Sheriff's Office	PT	402	PT	Planned: $600,000.00			$150,087.03	**$750,087.03**
2017-BexarCoS-S-1YG-0058	***DWI Speed OP ITC***			Actual: $412,099.17			$113,212.62	**$525,311.79**

Performance Data:

Crashes related to... Alcohol	Speed	ITC	Enforce. Hours	Safety Belt/Seat Adult	Child	CMV Citations HMV	Seatbelt	Speed	Other Citations/Arrests Speed	DWI	DUI Minor	DD	ITC	HMV	Other Citations	Other Arrests	PI&E Materials Prod.	Dist.	Comm. Events	Presentations	Media Exp.
			7,099	253	107				18,638	39			1,734	121	4,792	76		400	5	6	5

City of San Antonio Police Department	PT	402	PT	Planned: $1,000,000.00			$428,526.94	**$1,428,526.93**
2017-SanAntPD-S-1YG-0025	***DWI Speed OP ITC***			Actual: $996,936.38			$463,224.74	**$1,460,161.12**

Performance Data:

Crashes related to... Alcohol	Speed	ITC	Enforce. Hours	Safety Belt/Seat Adult	Child	CMV Citations HMV	Seatbelt	Speed	Other Citations/Arrests Speed	DWI	DUI Minor	DD	ITC	HMV	Other Citations	Other Arrests	PI&E Materials Prod.	Dist.	Comm. Events	Presentations	Media Exp.
1,357	1,708	18,925	18,502	4,770	778				13,975	637	2	9,383	2,488	1,350	5,760	270		15,340	33	25	16

City of Tyler Police Department	PT	402	PT	Planned: $78,640.00			$22,271.42	**$100,911.42**
2017-Tyler PD-S-1YG-0053	***DWI Speed OP ITC***			Actual: $75,064.79			$22,451.41	**$97,516.20**

Performance Data:

Crashes related to... Alcohol	Speed	ITC	Enforce. Hours	Safety Belt/Seat Adult	Child	CMV Citations HMV	Seatbelt	Speed	Other Citations/Arrests Speed	DWI	DUI Minor	DD	ITC	HMV	Other Citations	Other Arrests	PI&E Materials Prod.	Dist.	Comm. Events	Presentations	Media Exp.
102	1,405	1,602	1,395	197	27				1,008	15			607		670	28		850	7	10	3

City of North Richland Hills - Police Department	PT	402	PT	Planned: $45,419.00			$27,669.11	**$73,088.11**
2017-NRichlan-S-1YG-0098	***DWI Speed***			Actual: $34,680.36			$21,255.96	**$55,936.32**

Performance Data:

Crashes related to... Alcohol	Speed	ITC	Enforce. Hours	Safety Belt/Seat Adult	Child	CMV Citations HMV	Seatbelt	Speed	Other Citations/Arrests Speed	DWI	DUI Minor	DD	ITC	HMV	Other Citations	Other Arrests	PI&E Materials Prod.	Dist.	Comm. Events	Presentations	Media Exp.
28	16		600						1,799	5					167	3		1,000	5	5	20

City of Southlake Police Department	PT	402	PT	Planned: $43,578.50			$19,759.49	**$63,337.99**
2017-Southlak-S-1YG-0086	***DWI Speed OP ITC***			Actual: $40,851.96			$22,029.47	**$62,881.43**

Performance Data:

Crashes related to... Alcohol	Speed	ITC	Enforce. Hours	Safety Belt/Seat Adult	Child	CMV Citations HMV	Seatbelt	Speed	Other Citations/Arrests Speed	DWI	DUI Minor	DD	ITC	HMV	Other Citations	Other Arrests	PI&E Materials Prod.	Dist.	Comm. Events	Presentations	Media Exp.
8	90	145	707	95					1,392	14			245		97	21			3	4	17

Project Cross-Reference by Task

Enforcement Projects

Organization / Project Number	PA	Fund Source		Federal Funds	State Funding	Prog. Income	Local Match	Project Total
STEP Comprehensive								***Group Project***
City of Odessa Police Department	PT	402	PT				$9,897.93	**$48,215.88**
2017-Odessa-S-1YG-0090	***Speed ITC***							
Planned:				$38,317.95				
Actual:				$17,150.49			$10,468.44	**$27,618.93**

Performance Data:

Crashes related to... Alcohol	Speed	ITC	Enforce. Hours	Safety Belt/Seat Adult	Child	CMV Citations HMV	Seatbelt	Speed	Other Citations/Arrests Speed	DWI	DUI Minor	DD	ITC	HMV	Other Citations	Other Arrests	PI&E Materials Prod.	Dist.	Comm. Events	Presentations	Media Exp.
	698	405	271	54					699				83		226	17		60	1	1	37

City of Austin Police Department	PT	402	PT				$418,679.71	**$1,418,679.71**
2017-AustinPD-S-1YG-0087	***DWI Speed OP ITC***							
Planned:				$1,000,000.00				
Actual:				$270,743.48	$692,222.77		$404,291.73	**$1,367,257.98**

Performance Data:

Crashes related to... Alcohol	Speed	ITC	Enforce. Hours	Safety Belt/Seat Adult	Child	CMV Citations HMV	Seatbelt	Speed	Other Citations/Arrests Speed	DWI	DUI Minor	DD	ITC	HMV	Other Citations	Other Arrests	PI&E Materials Prod.	Dist.	Comm. Events	Presentations	Media Exp.
1,860	494	6,350	14,225	2,304	129			3	20,511	388		3,990	3,441		5,894	154		1,900	3	6	90

City of Corpus Christi Police Department	PT	402	PT				$42,158.03	**$162,640.83**
2017-CorpusPD-S-1YG-0054	***DWI Speed***							
Planned:				$120,482.80				
Actual:				$106,511.60			$37,388.46	**$143,900.06**

Performance Data:

Crashes related to... Alcohol	Speed	ITC	Enforce. Hours	Safety Belt/Seat Adult	Child	CMV Citations HMV	Seatbelt	Speed	Other Citations/Arrests Speed	DWI	DUI Minor	DD	ITC	HMV	Other Citations	Other Arrests	PI&E Materials Prod.	Dist.	Comm. Events	Presentations	Media Exp.
387			1,707	54	4				3,242	30		138			814	41		1,480	9	4	74

Tom Green County	PT	402	PT				$27,734.62	**$75,330.19**
2017-Tomgreen-S-1YG-0056	***DWI Speed***							
Planned:				$47,595.57				
Actual:				$36,329.65			$21,486.17	**$57,815.82**

Performance Data:

Crashes related to... Alcohol	Speed	ITC	Enforce. Hours	Safety Belt/Seat Adult	Child	CMV Citations HMV	Seatbelt	Speed	Other Citations/Arrests Speed	DWI	DUI Minor	DD	ITC	HMV	Other Citations	Other Arrests	PI&E Materials Prod.	Dist.	Comm. Events	Presentations	Media Exp.
			1,106	10	11				792	23	1		9		607	178		300		9	12

City of Edinburg Police Department	PT	402	PT				$18,603.59	**$92,969.15**
2017-EdinbuPD-S-1YG-0062	***DWI Speed ITC***							
Planned:				$74,365.56				
Actual:				$74,251.60			$18,717.55	**$92,969.15**

Performance Data:

Crashes related to... Alcohol	Speed	ITC	Enforce. Hours	Safety Belt/Seat Adult	Child	CMV Citations HMV	Seatbelt	Speed	Other Citations/Arrests Speed	DWI	DUI Minor	DD	ITC	HMV	Other Citations	Other Arrests	PI&E Materials Prod.	Dist.	Comm. Events	Presentations	Media Exp.
94	1,333	1,355	1,574	6					1,366	55		626	604		367	24		315	10	23	4

City of Laredo Police Department	PT	402	PT				$47,733.20	**$153,463.20**
2017-LaredoPD-S-1YG-0038	***DWI Speed OP ITC***							
Planned:				$105,730.00				
Actual:				$105,730.00			$48,424.09	**$154,154.09**

Performance Data:

Crashes related to... Alcohol	Speed	ITC	Enforce. Hours	Safety Belt/Seat Adult	Child	CMV Citations HMV	Seatbelt	Speed	Other Citations/Arrests Speed	DWI	DUI Minor	DD	ITC	HMV	Other Citations	Other Arrests	PI&E Materials Prod.	Dist.	Comm. Events	Presentations	Media Exp.
113	2,458	2,242	1,991	297	149				1,893	83		847	403		4,323	21		5,591	27	55	2

Project Cross-Reference by Task

Enforcement Projects

Organization / Project Number	PA	Fund Source		Federal Funds	State Funding	Prog. Income	Local Match	Project Total
STEP Comprehensive								**Group Project**
City of Mission Police Department	PT	402	PT	Planned: $62,820.42			$22,678.15	**$85,498.57**
2017-Mission-S-1YG-0022	***DWI Speed OP ITC***			Actual: $62,820.42			$26,330.66	**$89,151.08**

Performance Data:

Crashes related to... Alcohol	Speed	ITC	Enforce. Hours	Safety Belt/Seat Adult	Child	CMV Citations HMV	Seatbelt	Speed	Other Citations/Arrests Speed	DWI	DUI	Minor	DD	ITC	HMV	Other Citations	Other Arrests	PI&E Materials Prod.	Dist.	Comm. Events	Presentations	Media Exp.
50	664	185	1,362	445	259				1,986	61		1	57	864	33	538	51		843	4	4	6

City of Plano Police Department	PT	402	PT	Planned: $148,874.55			$99,260.20	**$248,134.75**
2017-PlanoPD-S-1YG-0020	***Speed ITC***			Actual: $136,627.95			$91,097.22	**$227,725.17**

Performance Data:

Crashes related to... Alcohol	Speed	ITC	Enforce. Hours	Safety Belt/Seat Adult	Child	CMV Citations HMV	Seatbelt	Speed	Other Citations/Arrests Speed	DWI	DUI	Minor	DD	ITC	HMV	Other Citations	Other Arrests	PI&E Materials Prod.	Dist.	Comm. Events	Presentations	Media Exp.
	1,300	769	2,474	2	1				5,538					1,011	45	831	9		2,621	7	59	7

Harris County Constable Precinct 4	PT	402	PT	Planned: $44,368.80			$13,430.60	**$57,799.40**
2017-Harris4-S-1YG-0033	***DWI Speed***			Actual: $34,810.58			$17,827.82	**$52,638.40**

Performance Data:

Crashes related to... Alcohol	Speed	ITC	Enforce. Hours	Safety Belt/Seat Adult	Child	CMV Citations HMV	Seatbelt	Speed	Other Citations/Arrests Speed	DWI	DUI	Minor	DD	ITC	HMV	Other Citations	Other Arrests	PI&E Materials Prod.	Dist.	Comm. Events	Presentations	Media Exp.
22			922						246	77		2				328	20		1,500	46	6	42

City of Waco Police Department	PT	402	PT	Planned: $104,845.44			$28,262.00	**$133,107.44**
2017-WacoPD-S-1YG-0050	***Speed OP ITC***			Actual: $102,010.67			$27,497.53	**$129,508.20**

Performance Data:

Crashes related to... Alcohol	Speed	ITC	Enforce. Hours	Safety Belt/Seat Adult	Child	CMV Citations HMV	Seatbelt	Speed	Other Citations/Arrests Speed	DWI	DUI	Minor	DD	ITC	HMV	Other Citations	Other Arrests	PI&E Materials Prod.	Dist.	Comm. Events	Presentations	Media Exp.
	740	1,279	1,854	1,410	237				2,597	2		1		190		413	91		696	1	3	28

City of Euless Police Department	PT	402	PT	Planned: $69,976.00			$75,161.28	**$145,137.28**
2017-Euless-S-1YG-0047	***DWI Speed OP ITC***			Actual: $69,740.60			$78,480.02	**$148,220.62**

Performance Data:

Crashes related to... Alcohol	Speed	ITC	Enforce. Hours	Safety Belt/Seat Adult	Child	CMV Citations HMV	Seatbelt	Speed	Other Citations/Arrests Speed	DWI	DUI	Minor	DD	ITC	HMV	Other Citations	Other Arrests	PI&E Materials Prod.	Dist.	Comm. Events	Presentations	Media Exp.
41	210	259	1,697	51	11				1,764	21				1,243		635	37		280	3	21	1

City of Lubbock Police Department	PT	402	PT	Planned: $55,200.85			$55,200.85	**$110,401.70**
2017-Lubbock -S-1YG-0046	***DWI Speed***			Actual: $44,553.66			$44,553.66	**$89,107.32**

Performance Data:

Crashes related to... Alcohol	Speed	ITC	Enforce. Hours	Safety Belt/Seat Adult	Child	CMV Citations HMV	Seatbelt	Speed	Other Citations/Arrests Speed	DWI	DUI	Minor	DD	ITC	HMV	Other Citations	Other Arrests	PI&E Materials Prod.	Dist.	Comm. Events	Presentations	Media Exp.
272	2,088		1,864	68	21				5,260	1						3,112	940		1,200	3	11	7

Project Cross-Reference by Task

Enforcement Projects

Organization / Project Number	PA	Fund Source		Federal Funds	State Funding	Prog. Income	Local Match	Project Total
STEP Comprehensive								***Group Project***
City of Allen Police Department	PT	402	PT	Planned: $53,000.00			$28,090.00	**$81,090.00**
2017-AllenPD-S-1YG-0045	***DWI Speed***			Actual: $52,472.80			$27,810.52	**$80,283.32**

Performance Data:

Crashes related to... Alcohol	Speed	ITC	Enforce. Hours	Safety Belt/Seat Adult	Child	CMV Citations HMV	Seatbelt	Speed	Other Citations/Arrests Speed	DWI	DUI	Minor	DD	ITC	HMV	Other Citations	Other Arrests	PI&E Materials Prod.	Dist.	Comm. Events	Presentations	Media Exp.
44	267		894	4					2,330	8		1				238	10		211	3		1

City of Denton Police Department	PT	402	PT	Planned: $74,560.00			$113,122.86	**$187,682.86**
2017-DentonPD-S-1YG-0044	***DWI Speed OP ITC***			Actual: $69,397.07			$105,369.49	**$174,766.56**

Performance Data:

Crashes related to... Alcohol	Speed	ITC	Enforce. Hours	Safety Belt/Seat Adult	Child	CMV Citations HMV	Seatbelt	Speed	Other Citations/Arrests Speed	DWI	DUI	Minor	DD	ITC	HMV	Other Citations	Other Arrests	PI&E Materials Prod.	Dist.	Comm. Events	Presentations	Media Exp.
159	72	1,513	1,545	510	12				3,645	37		2	98	318		745	1	2,000	750	10	4	4

City of Frisco Police Department	PT	402	PT	Planned: $84,312.09			$24,446.00	**$108,758.09**
2017-FriscoPD-S-1YG-0081	***Speed OP***			Actual: $54,581.96			$15,827.68	**$70,409.64**

Performance Data:

Crashes related to... Alcohol	Speed	ITC	Enforce. Hours	Safety Belt/Seat Adult	Child	CMV Citations HMV	Seatbelt	Speed	Other Citations/Arrests Speed	DWI	DUI	Minor	DD	ITC	HMV	Other Citations	Other Arrests	PI&E Materials Prod.	Dist.	Comm. Events	Presentations	Media Exp.
	519		838	125	6				1,832							209			1,500	5	4	4

City of El Paso - Police Department	PT	402	PT	Planned: $242,390.82			$150,796.39	**$393,187.21**
2017-ElPasoPD-S-1YG-0004	***DWI Speed***			Actual: $242,390.82			$150,796.39	**$393,187.21**

Performance Data:

Crashes related to... Alcohol	Speed	ITC	Enforce. Hours	Safety Belt/Seat Adult	Child	CMV Citations HMV	Seatbelt	Speed	Other Citations/Arrests Speed	DWI	DUI	Minor	DD	ITC	HMV	Other Citations	Other Arrests	PI&E Materials Prod.	Dist.	Comm. Events	Presentations	Media Exp.
588	4,367		5,328	4	10				6,760	100		3	4,277	42	80	2,929	21		16,191	15	52	9

City of McAllen Police Department	PT	402	PT	Planned: $120,000.00			$30,000.00	**$150,000.00**
2017-McAllenP-S-1YG-0027	***DWI Speed OP ITC***			Actual: $118,009.66			$29,540.04	**$147,549.70**

Performance Data:

Crashes related to... Alcohol	Speed	ITC	Enforce. Hours	Safety Belt/Seat Adult	Child	CMV Citations HMV	Seatbelt	Speed	Other Citations/Arrests Speed	DWI	DUI	Minor	DD	ITC	HMV	Other Citations	Other Arrests	PI&E Materials Prod.	Dist.	Comm. Events	Presentations	Media Exp.
108	33	1,165	3,429	456	81				1,544	257		6		1,638	3,330	599	169		606	7	2	4

City of Houston - Police Department	PT	402	PT	Planned: $702,999.98			$771,336.52	**$1,474,336.50**
2017-HoustonP-S-1YG-0039	***DWI Speed OP ITC***			Actual: $663,866.98			1,029,781.14	**$1,693,648.12**

Performance Data:

Crashes related to... Alcohol	Speed	ITC	Enforce. Hours	Safety Belt/Seat Adult	Child	CMV Citations HMV	Seatbelt	Speed	Other Citations/Arrests Speed	DWI	DUI	Minor	DD	ITC	HMV	Other Citations	Other Arrests	PI&E Materials Prod.	Dist.	Comm. Events	Presentations	Media Exp.
1,494	27,065	17,440	13,790	6,129	1,705				16,190	736				5,008		7,735	1,686		1,575	33	16	9

Project Cross-Reference by Task

Enforcement Projects

Organization / Project Number	PA	Fund Source		Federal Funds	State Funding	Prog. Income	Local Match	Project Total
STEP Comprehensive								**Group Project**
City of Killeen Police Department	PT	402	PT	Planned: $117,291.00			$36,803.88	**$154,094.88**
2017-KilleenP-S-1YG-0018	DWI Speed ITC			Actual: $114,603.50			$47,517.85	**$162,121.35**

Performance Data:

Crashes related to... Alcohol	Speed	ITC	Enforce. Hours	Safety Belt/Seat Adult	Child	CMV Citations HMV	Seatbelt	Speed	Other Citations/Arrests Speed	DWI	DUI Minor	DD	ITC	HMV	Other Citations	Other Arrests	PI&E Materials Prod.	Dist.	Comm. Events	Presentations	Media Exp.
98	182	934	2,406	22	6				5,316	100		141	828		1,180	6		1,100	3	6	6

Organization / Project Number	PA	Fund Source		Federal Funds	State Funding	Prog. Income	Local Match	Project Total
City of Brownsville Police Department	PT	402	PT	Planned: $91,713.02			$49,971.18	**$141,684.20**
2017-BrownsPD-S-1YG-0028	DWI Speed OP			Actual: $62,620.03			$35,998.31	**$98,618.34**

Performance Data:

Crashes related to... Alcohol	Speed	ITC	Enforce. Hours	Safety Belt/Seat Adult	Child	CMV Citations HMV	Seatbelt	Speed	Other Citations/Arrests Speed	DWI	DUI Minor	DD	ITC	HMV	Other Citations	Other Arrests	PI&E Materials Prod.	Dist.	Comm. Events	Presentations	Media Exp.
174	1,433		1,050	940	301				2,461	16			44	22	2	12		1,229	11	24	1

Organization / Project Number	PA	Fund Source		Federal Funds	State Funding	Prog. Income	Local Match	Project Total
City of Longview Police Department	PT	402	PT	Planned: $83,467.69			$21,719.19	**$105,186.88**
2017-LongviPD-S-1YG-0031	DWI Speed OP			Actual: $69,261.02			$23,033.09	**$92,294.11**

Performance Data:

Crashes related to... Alcohol	Speed	ITC	Enforce. Hours	Safety Belt/Seat Adult	Child	CMV Citations HMV	Seatbelt	Speed	Other Citations/Arrests Speed	DWI	DUI Minor	DD	ITC	HMV	Other Citations	Other Arrests	PI&E Materials Prod.	Dist.	Comm. Events	Presentations	Media Exp.
147	1,242		1,350	278	19				2,365	29					276	31		11,123	5	6	20

Organization / Project Number	PA	Fund Source		Federal Funds	State Funding	Prog. Income	Local Match	Project Total
Texas Department of Public Safety	PT	402	PT	Planned: $549,295.81			$622,370.70	**$1,171,666.51**
2017-TDPS-S-1YG-0064	DWI Speed OP			Actual: $213,367.16			$331,166.35	**$544,533.51**

Performance Data:

Crashes related to... Alcohol	Speed	ITC	Enforce. Hours	Safety Belt/Seat Adult	Child	CMV Citations HMV	Seatbelt	Speed	Other Citations/Arrests Speed	DWI	DUI Minor	DD	ITC	HMV	Other Citations	Other Arrests	PI&E Materials Prod.	Dist.	Comm. Events	Presentations	Media Exp.
1,835	2,023		3,554	1,600	150				5,127	97		1			1,137	206	4,696	4,696	57	688	308

Organization / Project Number	PA	Fund Source		Federal Funds	State Funding	Prog. Income	Local Match	Project Total
City of La Porte Police Department	PT	402	PT	Planned: $49,996.75			$51,361.20	**$101,357.95**
2017-LaPorte-S-1YG-0037	Speed ITC			Actual: $49,996.75			$51,666.87	**$101,663.62**

Performance Data:

Crashes related to... Alcohol	Speed	ITC	Enforce. Hours	Safety Belt/Seat Adult	Child	CMV Citations HMV	Seatbelt	Speed	Other Citations/Arrests Speed	DWI	DUI Minor	DD	ITC	HMV	Other Citations	Other Arrests	PI&E Materials Prod.	Dist.	Comm. Events	Presentations	Media Exp.
	19	82	1,672	2	3			3	3,996	1			520	16	180	14		1,537	3	4	10

Organization / Project Number	PA	Fund Source		Federal Funds	State Funding	Prog. Income	Local Match	Project Total
City of McKinney - Police Department	PT	402	PT	Planned: $91,224.96			$24,831.43	**$116,056.39**
2017-McKinney-S-1YG-0043	DWI Speed ITC			Actual: $89,054.82			$24,737.26	**$113,792.08**

Performance Data:

Crashes related to... Alcohol	Speed	ITC	Enforce. Hours	Safety Belt/Seat Adult	Child	CMV Citations HMV	Seatbelt	Speed	Other Citations/Arrests Speed	DWI	DUI Minor	DD	ITC	HMV	Other Citations	Other Arrests	PI&E Materials Prod.	Dist.	Comm. Events	Presentations	Media Exp.
31	223	657	1,558	30	2			6	3,937	2	1		490	2	871	3		2,500	2	4	7

Project Cross-Reference by Task

Enforcement Projects

Organization / Project Number	PA	Fund Source		Federal Funds	State Funding	Prog. Income	Local Match	Project Total
STEP Comprehensive								**Group Project**
STEP Comprehensive Subtotals	# of Projects:	54	Planned:	$9,590,450.47			$5,411,890.57	**$15,002,341.04**
		54	Actual:	$7,622,909.81	$692,222.77		$5,203,264.11	**$13,518,396.69**

Performance Data Summary:

Crashes related to... Alcohol	Speed	ITC	Enforce. Hours	Safety Belt/Seat Adult	Child	CMV Citations HMV	Seatbelt	Speed	Other Citations/Arrests Speed	DWI	DUI Minor	DD	ITC	HMV	Other Citations	Other Arrests	PI&E Materials Prod.	Dist.	Comm. Events	Presentations	Media Exp.
12,799	76,092	81,595	162,638	39,223	7,453			384	261,112	3,758	35	20,838	48,441	5,849	76,073	5,675	10,351	174,785	475	1,345	962

STEP DWI								**Group Project**
City of Bryan - Police Department	AL	402	AL	Planned:	$24,753.94		$6,824.97	**$31,578.91**
2017-BryanPD-S-1YG-0055	***DWI***			Actual:	$10,174.85		$4,709.33	**$14,884.18**

Performance Data:

Crashes related to... Alcohol	Speed	ITC	Enforce. Hours	Safety Belt/Seat Adult	Child	CMV Citations HMV	Seatbelt	Speed	Other Citations/Arrests Speed	DWI	DUI Minor	DD	ITC	HMV	Other Citations	Other Arrests	PI&E Materials Prod.	Dist.	Comm. Events	Presentations	Media Exp.
46			158		1				2	19			3		29			322	3	14	6

STEP DWI Subtotals	# of Projects:	1	Planned:	$24,753.94		$6,824.97	**$31,578.91**
		1	Actual:	$10,174.85		$4,709.33	**$14,884.18**

Performance Data Summary:

Crashes related to... Alcohol	Speed	ITC	Enforce. Hours	Safety Belt/Seat Adult	Child	CMV Citations HMV	Seatbelt	Speed	Other Citations/Arrests Speed	DWI	DUI Minor	DD	ITC	HMV	Other Citations	Other Arrests	PI&E Materials Prod.	Dist.	Comm. Events	Presentations	Media Exp.
46			158		1				2	19			3		29			322	3	14	6

STEP ITC								**Group Project**
City of Missouri - City Police Department	PT	402	PT	Planned:	$51,639.00		$15,468.36	**$67,107.36**
2017-Missouri-S-1YG-0061	***ITC***			Actual:	$40,749.80		$20,896.33	**$61,646.13**

Performance Data:

Crashes related to... Alcohol	Speed	ITC	Enforce. Hours	Safety Belt/Seat Adult	Child	CMV Citations HMV	Seatbelt	Speed	Other Citations/Arrests Speed	DWI	DUI Minor	DD	ITC	HMV	Other Citations	Other Arrests	PI&E Materials Prod.	Dist.	Comm. Events	Presentations	Media Exp.
		410	962	47	3					2			1,288		489	32		319	6	10	

STEP ITC Subtotals	# of Projects:	1	Planned:	$51,639.00		$15,468.36	**$67,107.36**
		1	Actual:	$40,749.80		$20,896.33	**$61,646.13**

Performance Data Summary:

Crashes related to... Alcohol	Speed	ITC	Enforce. Hours	Safety Belt/Seat Adult	Child	CMV Citations HMV	Seatbelt	Speed	Other Citations/Arrests Speed	DWI	DUI Minor	DD	ITC	HMV	Other Citations	Other Arrests	PI&E Materials Prod.	Dist.	Comm. Events	Presentations	Media Exp.
		410	962	47	3					2			1,288		489	32		319	6	10	

Project Cross-Reference by Task

Enforcement Projects

Organization / Project Number	PA	Fund Source		Federal Funds	State Funding	Prog. Income	Local Match	Project Total
STEP SPEED								**Group Project**
City of Brenham Police Department	SC	402	SC	Planned: $14,946.75			$12,728.50	**$27,675.25**
2017-Brenham-S-1YG-0092	Speed			Actual: $12,179.49			$11,894.70	**$24,074.19**

Performance Data:

Crashes related to... Alcohol	Speed	ITC	Enforce. Hours	Safety Belt/Seat Adult	Child	CMV Citations HMV	Seatbelt	Speed	Other Citations/Arrests Speed	DWI	DUI Minor	DD	ITC	HMV	Other Citations	Other Arrests	PI&E Materials Prod.	Dist.	Comm. Events	Presentations	Media Exp.
			280		1				915				1		78	2		530	1	5	4

Organization / Project Number	PA	Fund Source		Federal Funds	State Funding	Prog. Income	Local Match	Project Total
Montgomery County Sheriff's Office	SC	402	SC	Planned: $71,077.12			$27,979.44	**$99,056.56**
2017-MontgoSO-S-1YG-0003	Speed			Actual: $69,598.62			$27,397.09	**$96,995.71**

Performance Data:

Crashes related to... Alcohol	Speed	ITC	Enforce. Hours	Safety Belt/Seat Adult	Child	CMV Citations HMV	Seatbelt	Speed	Other Citations/Arrests Speed	DWI	DUI Minor	DD	ITC	HMV	Other Citations	Other Arrests	PI&E Materials Prod.	Dist.	Comm. Events	Presentations	Media Exp.
	144		1,360		8			1	3,325	2	2		5	66	450	39		1,500		2	21

Organization / Project Number	PA	Fund Source		Federal Funds	State Funding	Prog. Income	Local Match	Project Total
City of Lewisville Police Department	SC	402	SC	Planned: $88,828.39			$22,992.97	**$111,821.36**
2017-LewisvPD-S-1YG-0100	Speed			Actual: $87,512.83			$25,423.34	**$112,936.17**

Performance Data:

Crashes related to... Alcohol	Speed	ITC	Enforce. Hours	Safety Belt/Seat Adult	Child	CMV Citations HMV	Seatbelt	Speed	Other Citations/Arrests Speed	DWI	DUI Minor	DD	ITC	HMV	Other Citations	Other Arrests	PI&E Materials Prod.	Dist.	Comm. Events	Presentations	Media Exp.
	1,061		1,274	2	3				4,488	259			19		905	35		2,200	9	7	1

Organization / Project Number	PA	Fund Source		Federal Funds	State Funding	Prog. Income	Local Match	Project Total
City of Mesquite Police Department	SC	402	SC	Planned: $40,662.55			$15,284.64	**$55,947.19**
2017-Mesquite-S-1YG-0082	Speed			Actual: $17,616.60			$6,640.89	**$24,257.49**

Performance Data:

Crashes related to... Alcohol	Speed	ITC	Enforce. Hours	Safety Belt/Seat Adult	Child	CMV Citations HMV	Seatbelt	Speed	Other Citations/Arrests Speed	DWI	DUI Minor	DD	ITC	HMV	Other Citations	Other Arrests	PI&E Materials Prod.	Dist.	Comm. Events	Presentations	Media Exp.
	445		332	1	3				1,406	1					250	7		2,365	34	35	5

Organization / Project Number	PA	Fund Source		Federal Funds	State Funding	Prog. Income	Local Match	Project Total
City of Texas City Police Department	SC	402	SC	Planned: $31,500.00			$33,750.00	**$65,250.00**
2017-TexasCit-S-1YG-0016	Speed			Actual: $17,472.34			$33,570.96	**$51,043.30**

Performance Data:

Crashes related to... Alcohol	Speed	ITC	Enforce. Hours	Safety Belt/Seat Adult	Child	CMV Citations HMV	Seatbelt	Speed	Other Citations/Arrests Speed	DWI	DUI Minor	DD	ITC	HMV	Other Citations	Other Arrests	PI&E Materials Prod.	Dist.	Comm. Events	Presentations	Media Exp.
	175		962						2,754						720	27		2,845	3	10	4

Organization / Project Number	PA	Fund Source		Federal Funds	State Funding	Prog. Income	Local Match	Project Total
City of Deer Park Police Department	SC	402	SC	Planned: $48,984.00			$53,877.01	**$102,861.01**
2017-DeerPark-S-1YG-0041	Speed			Actual: $44,148.16			$49,281.68	**$93,429.84**

Performance Data:

Crashes related to... Alcohol	Speed	ITC	Enforce. Hours	Safety Belt/Seat Adult	Child	CMV Citations HMV	Seatbelt	Speed	Other Citations/Arrests Speed	DWI	DUI Minor	DD	ITC	HMV	Other Citations	Other Arrests	PI&E Materials Prod.	Dist.	Comm. Events	Presentations	Media Exp.
	150		982	2	4				3,155						506	17		762	7	11	4

Project Cross-Reference by Task

Enforcement Projects

Organization / Project Number	PA	Fund Source		Federal Funds	State Funding	Prog. Income	Local Match	Project Total
STEP SPEED								**Group Project**
City of Sugar Land Police Department	SC	402	SC	Planned: $59,949.12			$20,973.75	**$80,922.87**
2017-Sugarlan-S-1YG-0030	***Speed***			Actual: $59,949.12			$30,042.84	**$89,991.96**

Performance Data:

Crashes related to... Alcohol	Speed	ITC	Enforce. Hours	Safety Belt/Seat Adult	Child	CMV Citations HMV	Seatbelt	Speed	Other Citations/Arrests Speed	DWI	DUI Minor	DD	ITC	HMV	Other Citations	Other Arrests	PI&E Materials Prod.	Dist.	Comm. Events	Presentations	Media Exp.
	632		1,353	2	9				4,431				4	48	792	37		5,061	5	4	4

STEP SPEED Subtotals	# of Projects: 7				
	7	Planned: $355,947.93		$187,586.31	**$543,534.24**
		Actual: $308,477.16		$184,251.50	**$492,728.66**

Performance Data Summary:

Crashes related to... Alcohol	Speed	ITC	Enforce. Hours	Safety Belt/Seat Adult	Child	CMV Citations HMV	Seatbelt	Speed	Other Citations/Arrests Speed	DWI	DUI Minor	DD	ITC	HMV	Other Citations	Other Arrests	PI&E Materials Prod.	Dist.	Comm. Events	Presentations	Media Exp.
	2,607		6,543	7	28			1	20,474	262	2		29	114	3,701	164		15,263	59	74	43

STEP Wave Comprehensive								**Group Project**
City of San Juan Police Department	PT	402	PT	Planned: $9,448.00			$2,456.48	**$11,904.48**
2017-SanJuanP-S-1YG-0049	***DWI Wave Speed Wave***			Actual: $9,358.49			$3,004.46	**$12,362.95**

Performance Data:

Crashes related to... Alcohol	Speed	ITC	Enforce. Hours	Safety Belt/Seat Adult	Child	CMV Citations HMV	Seatbelt	Speed	Other Citations/Arrests Speed	DWI	DUI Minor	DD	ITC	HMV	Other Citations	Other Arrests	PI&E Materials Prod.	Dist.	Comm. Events	Presentations	Media Exp.
			318	7					238	2	1	68			84	6		600	4	8	10

City of Weatherford Police Department	PT	402	PT	Planned: $14,290.50			$3,811.00	**$18,101.50**
2017-Weatherf-S-1YG-0065	***DWI Wave Speed Wave***			Actual: $13,146.41			$3,782.05	**$16,928.46**

Performance Data:

Crashes related to... Alcohol	Speed	ITC	Enforce. Hours	Safety Belt/Seat Adult	Child	CMV Citations HMV	Seatbelt	Speed	Other Citations/Arrests Speed	DWI	DUI Minor	DD	ITC	HMV	Other Citations	Other Arrests	PI&E Materials Prod.	Dist.	Comm. Events	Presentations	Media Exp.
			301	4					405	24			18		87	6	100	4,045	9	7	12

City of Benbrook Police Department	PT	402	PT	Planned: $9,862.00			$3,288.00	**$13,150.00**
2017-Benbrook-S-1YG-0021	***Speed Wave OP Wave***			Actual: $9,511.00			$5,022.90	**$14,533.90**

Performance Data:

Crashes related to... Alcohol	Speed	ITC	Enforce. Hours	Safety Belt/Seat Adult	Child	CMV Citations HMV	Seatbelt	Speed	Other Citations/Arrests Speed	DWI	DUI Minor	DD	ITC	HMV	Other Citations	Other Arrests	PI&E Materials Prod.	Dist.	Comm. Events	Presentations	Media Exp.
			202	54					410				19		91	1		1,386		4	11

STEP Wave Comprehensive Subtotals	# of Projects: 3				
	3	Planned: $33,600.50		$9,555.48	**$43,155.98**
		Actual: $32,015.90		$11,809.41	**$43,825.31**

Performance Data Summary:

Crashes related to... Alcohol	Speed	ITC	Enforce. Hours	Safety Belt/Seat Adult	Child	CMV Citations HMV	Seatbelt	Speed	Other Citations/Arrests Speed	DWI	DUI Minor	DD	ITC	HMV	Other Citations	Other Arrests	PI&E Materials Prod.	Dist.	Comm. Events	Presentations	Media Exp.
			821	65					1,053	26	1	68	37		262	13	100	6,031	13	19	33

Project Cross-Reference by Task

Enforcement Projects

Organization / Project Number	PA	Fund Source		Federal Funds	State Funding	Prog. Income	Local Match	Project Total
STEP Wave DWI								***Group Project***
Houston-Galveston Area Council	AL	402	AL	Planned: $74,894.43			$21,906.01	**$96,800.44**
2017-HGAC-S-1YG-0071	***DWI Wave***			Actual: $44,188.76			$18,434.27	**$62,623.03**

Performance Data:

Crashes related to... Alcohol	Speed	ITC	Enforce. Hours	Safety Belt/Seat Adult	Child	CMV Citations HMV	Seatbelt	Speed	Other Citations/Arrests Speed	DWI	DUI Minor	DD	ITC	HMV	Other Citations	Other Arrests	PI&E Materials Prod.	Dist.	Comm. Events	Presentations	Media Exp.
			1,083	1	2				93	117	4		8	7	153	26				4	14

City of Belton Police Department	AL	402	AL	Planned: $3,640.20			$1,034.86	**$4,675.06**
2017-beltonPD-S-1YG-0006	***DWI Wave***			Actual: $2,033.44			$847.99	**$2,881.43**

Performance Data:

Crashes related to... Alcohol	Speed	ITC	Enforce. Hours	Safety Belt/Seat Adult	Child	CMV Citations HMV	Seatbelt	Speed	Other Citations/Arrests Speed	DWI	DUI Minor	DD	ITC	HMV	Other Citations	Other Arrests	PI&E Materials Prod.	Dist.	Comm. Events	Presentations	Media Exp.
			54						17	5	1		1		8	1		400	2	4	8

City of Cedar Park Police Department	M5HVE	405D	M5HVE	Planned: $19,536.72			$6,579.09	**$26,115.81**
2017-CdrPrkPD-S-1YG-0063	***DWI Wave***			Actual: $11,272.50			$3,798.96	**$15,071.46**

Performance Data:

Crashes related to... Alcohol	Speed	ITC	Enforce. Hours	Safety Belt/Seat Adult	Child	CMV Citations HMV	Seatbelt	Speed	Other Citations/Arrests Speed	DWI	DUI Minor	DD	ITC	HMV	Other Citations	Other Arrests	PI&E Materials Prod.	Dist.	Comm. Events	Presentations	Media Exp.
			248						9	22	1				16	3		250		6	12

STEP Wave DWI Subtotals	# of Projects: 3	Planned: $98,071.35			$29,519.96	**$127,591.31**
	3	Actual: $57,494.70			$23,081.22	**$80,575.92**

Performance Data Summary:

Crashes related to... Alcohol	Speed	ITC	Enforce. Hours	Safety Belt/Seat Adult	Child	CMV Citations HMV	Seatbelt	Speed	Other Citations/Arrests Speed	DWI	DUI Minor	DD	ITC	HMV	Other Citations	Other Arrests	PI&E Materials Prod.	Dist.	Comm. Events	Presentations	Media Exp.
			1,385	1	2				119	144	6		9	7	177	30		650	2	14	34

Enforcement Task Summary

	# Projects		Federal Funds	State Funding	Prog. Income	Local Match	Project Total
	225	Planned:	**$13,687,730.01**			**$7,460,139.04**	**$21,147,869.05**
	225	Actual:	**$10,861,599.89**	**$6,184,206.64**		**$7,694,808.68**	**$24,740,615.21**

Project Cross-Reference by Task

Evaluation Projects

Organization / Project Number	PA	Fund	Source		Federal Funds	State Funding	Prog. Income	Local Match	Project Total
Texas A&M Transportation Institute	OP	405B	M1OP	*Planned:*	$339,674.60			$84,926.57	**$424,601.17**
2017-TTI-G-1YG-0079				*Actual:*	$321,850.21			$80,538.78	**$402,388.99**
Texas A&M Transportation Institute	OP	405B	M1OP	*Planned:*	$71,883.89			$17,979.13	**$89,863.02**
2017-TTI-G-1YG-0080				*Actual:*	$61,397.66			$15,431.66	**$76,829.32**
Texas A&M Transportation Institute	DE	402	DE	*Planned:*	$73,150.01			$18,288.02	**$91,438.03**
2017-TTI-G-1YG-0081				*Actual:*	$70,549.83			$17,700.22	**$88,250.05**
Texas A&M Transportation Institute	DE	402	DE	*Planned:*	$58,000.00			$14,502.01	**$72,502.01**
2017-TTI-G-1YG-0082				*Actual:*	$52,520.71			$13,215.43	**$65,736.14**
Texas A&M Transportation Institute	OP	405B	M1OP	*Planned:*	$45,527.62			$11,384.02	**$56,911.64**
2017-TTI-G-1YG-0083				*Actual:*	$42,760.40			$10,714.91	**$53,475.31**
Texas A&M Transportation Institute	PS	402	PS	*Planned:*	$85,868.28			$21,484.89	**$107,353.17**
2017-TTI-G-1YG-0089				*Actual:*	$83,963.72			$21,065.94	**$105,029.66**
Texas A&M Transportation Institute	TR	402	TR	*Planned:*	$135,485.27			$33,888.77	**$169,374.04**
2017-TTI-G-1YG-0094				*Actual:*	$129,843.85			$32,647.69	**$162,491.54**
Texas A&M Transportation Institute	TR	402	TR	*Planned:*	$117,876.08			$29,485.14	**$147,361.22**
2017-TTI-G-1YG-0095				*Actual:*	$91,494.68			$22,951.29	**$114,445.97**
Texas A&M Transportation Institute	TR	402	TR	*Planned:*	$137,923.41			$34,508.63	**$172,432.04**
2017-TTI-G-1YG-0096				*Actual:*	$113,806.78			$28,495.75	**$142,302.53**
Texas A&M Transportation Institute	AL	405D	M5BAC	*Planned:*	$99,855.49			$24,986.68	**$124,842.17**
2017-TTI-G-1YG-0103				*Actual:*	$90,090.96			$22,655.77	**$112,746.73**
Texas A&M Transportation Institute	AL	402	AL	*Planned:*	$127,884.72			$31,987.82	**$159,872.54**
2017-TTI-G-1YG-0104				*Actual:*	$127,028.46			$32,353.06	**$159,381.52**
Texas A&M Transportation Institute	AL	402	AL	*Planned:*	$250,215.24			$62,585.86	**$312,801.10**
2017-TTI-G-1YG-0106				*Actual:*	$213,627.81			$53,633.75	**$267,261.56**
Texas A&M Transportation Institute	TR	402	TR	*Planned:*	$181,378.61			$45,363.56	**$226,742.17**
2017-TTI-G-1YG-0107				*Actual:*	$150,182.49			$38,007.88	**$188,190.37**
Texas Department of Public Safety	TR	405C	M3DA	*Planned:*	$1,034,021.15			$258,505.29	**$1,292,526.44**
2017-TDPS-G-1YG-0021				*Actual:*	$712,004.26			$216,983.12	**$928,987.38**
Texas Department of State Health Services - ISG	TR	405C	M3DA	*Planned:*	$1,591,129.97			$404,040.81	**$1,995,170.78**
2017-TDSHS-IS-G-1YG-0137				*Actual:*	$1,364,474.82			$399,934.94	**$1,764,409.76**
Texas Municipal Police Association	TR	405C	M3DA	*Planned:*	$582,358.43			$146,829.22	**$729,187.65**
2017-TMPA-G-1YG-0026				*Actual:*	$515,486.56			$154,087.00	**$669,573.56**
Texas Office of Court Administration	TR	402	TR	*Planned:*	$215,530.00			$42,646.41	**$258,176.41**
2017-TxOCA-G-1YG-0158				*Actual:*	$169,545.75			$33,618.34	**$203,164.09**

Project Cross-Reference by Task

Evaluation Projects

Organization / Project Number	PA	Fund Source			Federal Funds	State Funding	Prog. Income	Local Match	Project Total
TRF-TS Crash Records/Data Analysis Operations and CRIS									***Group Project***
CRIS 2017-CRIS-G-1YG-0193	M3DA	405C	M3DA	*Planned:*					
				Actual:					
CRIS 2017-CRIS-G-1YG-0194	M3DA	405C	M3DA	*Planned:*					
				Actual:					
CRIS 2017-CRIS-G-1YG-0195	M3DA	405C	M3DA	*Planned:*					
				Actual:					
CRIS 2017-CRIS-G-1YG-0186	M3DA	405C	M3DA	*Planned:*					
				Actual:					
CRIS 2017-CRIS-G-1YG-0187	M3DA	405C	M3DA	*Planned:*	$3,400,000.00				**$3,400,000.00**
				Actual:	$1,290,076.25				**$1,290,076.25**
CRIS 2017-CRIS-G-1YG-0188	M3DA	405C	M3DA	*Planned:*					
				Actual:					
CRIS 2017-CRIS-G-1YG-0190	M3DA	405C	M3DA	*Planned:*					
				Actual:					
TRF-TS Crash Records/Data Analysis Operations and CRIS Subtotals	*# of Projects:*	7		*Planned:*	$3,400,000.00				**$3,400,000.00**
		7		*Actual:*	$1,290,076.25				**$1,290,076.25**

Performance Data Summary:

Crashes related to...			*Enforce. Hours*	Safety Belt/Seat		CMV Citations			Other Citations/Arrests							PI&E Materials				
Alcohol	*Speed*	*ITC*		*Adult*	*Child*	*HMV*	*Seatbelt*	*Speed*	*Speed*	*DWI*	*DUI Minor*	*DD*	*ITC*	*HMV*	*Other Citations*	*Other Arrests*	*Prod.*	*Dist.*	*Comm. Events*	*Presentations*	*Media Exp.*

Evaluation Task Summary

			Federal Funds	State Funding	Prog. Income	Local Match	Project Total
# Projects:	17	*Planned:*	**$5,147,762.77**			**$1,283,392.83**	**$6,431,155.60**
	17	*Actual:*	**$4,310,628.95**			**$1,194,035.53**	**$5,504,664.48**

Project Cross-Reference by Task

Program Management Projects

Organization / Project Number	*PA*	*Fund*	*Source*		*Federal Funds*	*State Funding*	*Prog. Income*	*Local Match*	*Project Total*
Beehive Specialty	DE	402	DE	*Planned:*	$125,000.00				**$125,000.00**
2017-BeeHive-G-1YG-0197				*Actual:*	$105,559.17				**$105,559.17**
TxDOT - Traffic Safety	PA	State	State	*Planned:*		$3,446,915.00			**$3,446,915.00**
2017-TRF-G-1YG-180				*Actual:*		$5,488,983.87			**$5,488,983.87**
TxDOT - Traffic Safety	PA	402	PA	*Planned:*	$550,000.00				**$550,000.00**
2017-TRF-G-1YG-0179				*Actual:*	$450,029.89				**$450,029.89**
TxDOT - Traffic Safety	PA	402	PA	*Planned:*	$75,000.00				**$75,000.00**
2017-TRF-G-1YG-0179				*Actual:*					
TxDOT - Traffic Safety	PA	State	State	*Planned:*		$50,000.00			**$50,000.00**
2017-TRF-G-1YG-0181				*Actual:*					
TxDOT - Traffic Safety	TR	405B	M1*RH	*Planned:*	$50,000.00				**$50,000.00**
TRF-TS TBD				*Actual:*					
TRF-TS Crash Records/Data Analysis Operations and CRIS									***Group Project***
CRIS	State	State	State	*Planned:*		$750,000.00			**$750,000.00**
2017-CRIS-G-1YG-0192				*Actual:*		$750,000.00			**$750,000.00**
CRIS	State	State	State	*Planned:*		$2,819,084.00			**$2,819,084.00**
2017-CRIS-G-1YG-0182				*Actual:*		$2,867,868.89			**$2,867,868.89**
CRIS	State	State	State	*Planned:*					
2017-CRIS-G-1YG-0183				*Actual:*		$200.00			**$200.00**
CRIS	M3DA	405C	M3DA	*Planned:*	$210,000.00				**$210,000.00**
2017-CRIS-G-1YG-0184				*Actual:*					
CRIS	M3DA	405C	M3DA	*Planned:*					
2017-CRIS-G-1YG-0185				*Actual:*					
CRIS	State	State	State	*Planned:*					
2017-CRIS-G-1YG-0189				*Actual:*					
CRIS	State	State	State	*Planned:*		$5,000.00			**$5,000.00**
2017-CRIS-G-1YG-0191				*Actual:*		$2,086.80			**$2,086.80**

Project Cross-Reference by Task

Program Management Projects

Organization / Project Number	*PA*	*Fund Source*	*Federal Funds*	*State Funding*	*Prog. Income*	*Local Match*	*Project Total*
TRF-TS Crash Records/Data Analysis Operations and CRIS							***Group Project***
TRF-TS Crash Records/Data Analysis Operations and CRIS Subtotals	*# of Projects:*	7	*Planned:* $210,000.00	$3,574,084.00			**$3,784,084.00**
		6	*Actual:*	$3,620,155.69			**$3,620,155.69**

Performance Data Summary:

Crashes related to...			*Enforce. Hours*	Safety Belt/Seat		CMV Citations			Other Citations/Arrests							PI&E Materials				
Alcohol	*Speed*	*ITC*		*Adult*	*Child*	*HMV*	*Seatbelt*	*Speed*	*Speed*	*DWI*	*DUI Minor*	*DD*	*ITC*	*HMV*	*Other Citations*	*Other Arrests*	*Prod.*	*Dist.*	*Comm. Events*	*Presentations*	*Media Exp.*

			Federal Funds	*State Funding*	*Prog. Income*	*Local Match*	*Project Total*
Program Management Task Summary	*# Projects:*	16	*Planned:* **$4,460,000.00**	**$6,315,999.00**			**$10,775,999.00**
		16	*Actual:* **$2,295,695.20**	**$9,109,139.56**			**$11,404,834.76**

Project Cross-Reference by Task

Public Information Campaigns Projects

Organization / Project Number	*PA*	*Fund Source*			*Federal Funds*	*State Funding*	*Prog. Income*	*Local Match*	*Project Total*
	PS	402	PS	*Planned:*	$65,028.50			$283,047.48	**$348,075.98**
2017-AAMPO-G-1YG-0032				*Actual:*					
	DE	402	DE	*Planned:*	$24,405.00			$33,386.62	**$57,791.62**
2017-AISD-G-1YG-0118				*Actual:*					
	DE	402	DE	*Planned:*	$51,187.00			$73,251.69	**$124,438.69**
2017-HarrisHS-G-1YG-0143				*Actual:*					
City of Austin - EMS	OP	405B	M1CSS	*Planned:*	$82,462.00			$25,650.00	**$108,112.00**
2017-AustinEM-G-1YG-0123				*Actual:*	$82,151.78			$58,929.80	**$141,081.58**
City of Lubbock - Parks & Recreation	PS	402	PS	*Planned:*	$33,313.01		$8,200.00	$18,121.22	**$59,634.23**
2017-LubbockP-G-1YG-0157				*Actual:*	$17,761.47		$5,378.00	$11,809.77	**$34,949.24**
Dell Children's Medical Center of Central Texas	OP	402	OP	*Planned:*	$149,604.75			$61,488.58	**$211,093.33**
2017-DCMCCT-G-1YG-0052				*Actual:*	$133,744.26			$62,111.36	**$195,855.62**
Education Service Center, Region VI	AL	402	AL	*Planned:*	$98,774.92			$36,666.25	**$135,441.17**
2017-ESCVI-G-1YG-0062				*Actual:*	$97,516.34			$37,605.16	**$135,121.50**
Education Service Center, Region VI	PS	402	PS	*Planned:*	$62,859.44			$19,371.22	**$82,230.66**
2017-ESCVI-G-1YG-0064				*Actual:*	$59,317.65			$45,389.51	**$104,707.16**
Education Service Center, Region VI	OP	402	OP	*Planned:*	$107,359.61			$30,874.50	**$138,234.11**
2017-ESCVI-G-1YG-0065				*Actual:*	$106,395.73			$39,530.77	**$145,926.50**
El Paso Children's Hospital	OP	402	OP	*Planned:*	$37,919.45			$39,473.11	**$77,392.56**
2017-ELPCH-G-1YG-0147				*Actual:*	$37,804.20			$54,704.65	**$92,508.85**
Elbowz Racing	PS	402	PS	*Planned:*	$123,680.00			$59,766.00	**$183,446.00**
2017-Elbowz-G-1YG-0114				*Actual:*	$98,555.19			$77,501.43	**$176,056.62**
Ghisallo Foundation	PS	402	PS	*Planned:*	$114,040.00			$30,637.00	**$144,677.00**
2017-Ghisallo-G-1YG-0161				*Actual:*	$113,910.42			$61,910.87	**$175,821.29**
Guerra Deberry Coody	RS	State	State	*Planned:*		$2,498,900.00		$1,590,546.86	**$4,089,446.86**
2017-GDC-SOW-0003				*Actual:*		$2,414,181.51		$6,308,144.01	**$8,722,325.52**
Guerra Deberry Coody	AL	405D	M5PEM	*Planned:*	$3,999,775.00			$5,000,000.00	**$8,999,775.00**
2017-GDC-SOW-0004				*Actual:*	$3,928,925.34			$16,812,295.96	**$20,741,221.30**
Hillcrest Baptist Medical Center-HHS	OP	402	OP	*Planned:*	$311,286.23			$311,716.78	**$623,003.01**
2017-HHS-G-1YG-0140				*Actual:*	$311,286.23			$359,639.14	**$670,925.37**
Hillcrest Baptist Medical Center-Hillcrest	DE	402	DE	*Planned:*	$256,716.24			$179,583.09	**$436,299.33**
2017-Hillcres-G-1YG-0124				*Actual:*	$213,658.94			$182,214.97	**$395,873.91**

Project Cross-Reference by Task

Public Information Campaigns Projects

Organization / Project Number	*PA*	*Fund Source*			*Federal Funds*	*State Funding*	*Prog. Income*	*Local Match*	*Project Total*
Hillcrest Baptist Medical Center-Hillcrest	AL	402	AL	*Planned:*	$308,978.47			$201,006.01	**$509,984.48**
2017-Hillcres-G-1YG-0138				*Actual:*	$256,962.21			$202,447.79	**$459,410.00**
Injury Prevention Center of Greater Dallas	OP	402	OP	*Planned:*	$62,474.63			$34,044.82	**$96,519.45**
2017-IPCOGD-G-1YG-0130				*Actual:*	$61,911.08			$73,438.43	**$135,349.51**
Injury Prevention Center of Greater Dallas	DE	402	DE	*Planned:*	$49,661.78			$27,526.62	**$77,188.40**
2017-IPCOGD-G-1YG-0131				*Actual:*	$49,163.95			$33,398.72	**$82,562.67**
Memorial Hermann Hospital	DE	402	DE	*Planned:*	$69,534.00			$72,036.62	**$141,570.62**
2017-MHH-G-1YG-0044				*Actual:*	$59,945.66			$74,236.37	**$134,182.03**
Sherry Matthews Advocacy Marketing	DE	402	DE	*Planned:*	$1,200,000.00			$1,200,000.00	**$2,400,000.00**
2017-SMAM-SOW-0001				*Actual:*	$1,198,540.54			$3,419,729.41	**$4,618,269.95**
Sherry Matthews Advocacy Marketing	OP	405B	M1PE	*Planned:*	$2,000,000.00			$2,000,000.00	**$4,000,000.00**
2017-SMAM-SOW-0002				*Actual:*	$1,984,415.61			$4,265,166.15	**$6,249,581.76**
Sherry Matthews Advocacy Marketing	MC	402	MC	*Planned:*	$500,000.00			$500,000.00	**$1,000,000.00**
2017-SMAM-SOW-0006				*Actual:*	$499,459.76			$1,335,039.40	**$1,834,499.16**
Texans Standing Tall	AL	402	AL	*Planned:*	$329,203.64			$89,845.88	**$419,049.52**
2017-TST-G-1YG-0035				*Actual:*	$329,203.64			$93,526.66	**$422,730.30**
Texans Standing Tall	AL	405D	M5PEM	*Planned:*	$310,738.44			$78,220.60	**$388,959.04**
2017-TST-G-1YG-0057				*Actual:*	$310,738.44			$111,715.60	**$422,454.04**
Texans Standing Tall	AL	405D	M5PEM	*Planned:*	$174,999.76			$60,375.42	**$235,375.18**
2017-TST-G-1YG-0110				*Actual:*	$174,999.76			$1,016,434.00	**$1,191,433.76**
Texans Standing Tall	AL	402	AL	*Planned:*	$188,036.95			$62,796.00	**$250,832.95**
2017-TST-G-1YG-0133				*Actual:*	$188,036.95			$63,683.34	**$251,720.29**
Texas A&M Agrilife Extension Service	OP	402	OP	*Planned:*	$453,342.04			$114,680.01	**$568,022.05**
2017-Texas Ag-G-1YG-0039				*Actual:*	$449,266.66			$365,891.92	**$815,158.58**
Texas A&M Agrilife Extension Service	AL	402	AL	*Planned:*	$564,311.58			$141,691.00	**$706,002.58**
2017-Texas Ag-G-1YG-0040				*Actual:*	$561,224.58			$238,531.65	**$799,756.23**
Texas A&M Agrilife Extension Service	SA	402	SA	*Planned:*	$164,995.85			$41,500.00	**$206,495.85**
2017-Texas Ag-G-1YG-0041				*Actual:*	$163,677.44			$135,863.91	**$299,541.35**
Texas A&M Transportation Institute	MC	405F	M9MA	*Planned:*	$283,591.88			$70,943.34	**$354,535.22**
2017-TTI-G-1YG-0074				*Actual:*	$278,004.45			$69,819.66	**$347,824.11**
Texas A&M Transportation Institute	MC	402	MC	*Planned:*	$76,098.97			$19,036.28	**$95,135.25**
2017-TTI-G-1YG-0077				*Actual:*	$47,794.33			$15,415.74	**$63,210.07**
Texas A&M Transportation Institute	DE	402	DE	*Planned:*	$686,152.04			$228,901.89	**$915,053.93**
2017-TTI-G-1YG-0086				*Actual:*	$662,747.96			$328,322.24	**$991,070.20**

Project Cross-Reference by Task

Public Information Campaigns Projects

Organization / Project Number	*PA*	*Fund Source*			*Federal Funds*	*State Funding*	*Prog. Income*	*Local Match*	*Project Total*
Texas A&M Transportation Institute	AL	405D	M5PEM	*Planned:*	$325,796.89			$108,634.04	**$434,430.93**
2017-TTI-G-1YG-0087				*Actual:*	$306,155.96			$191,999.02	**$498,154.98**
Texas A&M Transportation Institute	PS	402	PS	*Planned:*	$81,999.68			$20,516.08	**$102,515.76**
2017-TTI-G-1YG-0097				*Actual:*	$73,155.14			$18,334.19	**$91,489.33**
Texas A&M Transportation Institute	PS	402	PS	*Planned:*	$77,091.91			$19,288.46	**$96,380.37**
2017-TTI-G-1YG-0101				*Actual:*	$64,004.30			$31,479.15	**$95,483.45**
Texas A&M University-Corpus Christi	SA	402	SA	*Planned:*	$60,105.60			$37,197.60	**$97,303.20**
2017-TAMUCC-G-1YG-0151				*Actual:*	$60,102.82			$38,550.01	**$98,652.83**
Texas Association, Family, Career and Community	DE	402	DE	*Planned:*	$14,765.00			$6,476.51	**$21,241.51**
2017-TAFCC-G-1YG-0134				*Actual:*	$12,003.11			$6,822.47	**$18,825.58**
Texas Children's Hospital	OP	405B	M1PE	*Planned:*	$236,975.70		$10,000.00	$370,336.04	**$617,311.74**
2017-TCH-G-1YG-0060				*Actual:*	$180,199.56		$10,388.53	$315,052.71	**$505,640.80**
Texas Children's Hospital	PS	402	PS	*Planned:*	$85,212.33			$54,543.95	**$139,756.28**
2017-TCH-G-1YG-0139				*Actual:*	$81,484.68			$70,585.53	**$152,070.21**
Texas Department of State Health Services	OP	402	OP	*Planned:*	$845,448.78			$725,000.00	**$1,570,448.78**
2017-TDSHS-G-1YG-0067				*Actual:*	$791,149.60			$735,114.76	**$1,526,264.36**
Texas Municipal Courts Education Center	DE	402	DE	*Planned:*	$279,360.34			$87,868.03	**$367,228.37**
2017-TMCEC-G-1YG-0051				*Actual:*	$276,105.16			$148,979.41	**$425,084.57**
Texas Tech University - Lubbock	DE	402	DE	*Planned:*	$144,274.10			$36,179.17	**$180,453.27**
2017-TxTechLB-G-1YG-0120				*Actual:*	$123,614.54			$31,793.46	**$155,408.00**
Travis County Attorney's UDPP	AL	402	AL	*Planned:*	$179,823.77			$235,852.09	**$415,675.86**
2017-Travis C-G-1YG-0024				*Actual:*	$173,003.68			$264,624.05	**$437,627.73**
TxDOT - Traffic Safety	OP	402	OP	*Planned:*	$1,100,000.00			$1,100,000.00	**$2,200,000.00**
TRF-TS TBD				*Actual:*					

Project Celebration

Group Project

TxDOT-Yoakum	State	State	State	*Planned:*		$15,050.00			**$15,050.00**
2017-PC-Tx-YKM-00025				*Actual:*		$10,750.00			**$10,750.00**
TxDOT-Amarillo	State	State	State	*Planned:*		$12,650.00			**$12,650.00**
2017-PC-Tx-AMA-00002				*Actual:*		$6,600.00			**$6,600.00**
TxDOT-Atlanta	State	State	State	*Planned:*		$12,650.00			**$12,650.00**
2017-PC-Tx-ATL-00003				*Actual:*		$10,350.00			**$10,350.00**

Project Cross-Reference by Task

Public Information Campaigns Projects

Organization / Project Number	*PA*	*Fund Source*			*Federal Funds*	*State Funding*	*Prog. Income*	*Local Match*	*Project Total*
Project Celebration									***Group Project***
TxDOT-Austin	State	State	State	*Planned:*	$15,500.00				**$15,500.00**
2017-PC-Tx-AUS-00004				*Actual:*	$9,600.00				**$9,600.00**
TxDOT-Beaumont	State	State	State	*Planned:*	$12,650.00				**$12,650.00**
2017-PC-Tx-BMT-00005				*Actual:*	$8,050.00				**$8,050.00**
TxDOT-Brownwood	State	State	State	*Planned:*	$17,731.25				**$17,731.25**
2017-PC-Tx-BWD-00006				*Actual:*	$17,731.25				**$17,731.25**
TxDOT-Bryan	State	State	State	*Planned:*	$12,150.00				**$12,150.00**
2017-PC-Tx-BRY-00007				*Actual:*	$12,150.00				**$12,150.00**
TxDOT-Childress	State	State	State	*Planned:*	$12,500.00				**$12,500.00**
2017-PC-Tx-CHS-00008				*Actual:*	$6,000.00				**$6,000.00**
TxDOT-CorpusChristi	State	State	State	*Planned:*	$14,450.00				**$14,450.00**
2017-PC-Tx-CRP-00009				*Actual:*	$14,300.00				**$14,300.00**
TxDOT-Dallas	State	State	State	*Planned:*	$18,050.00				**$18,050.00**
2017-PC-Tx-DAL-00010				*Actual:*	$9,000.00				**$9,000.00**
TxDOT-El Paso	State	State	State	*Planned:*	$14,450.00				**$14,450.00**
2017-PC-Tx-ELP-00011				*Actual:*	$12,600.00				**$12,600.00**
TxDOT-Laredo	State	State	State	*Planned:*	$11,400.00				**$11,400.00**
2017-PC-Tx-LRD-00014				*Actual:*	$1,800.00				**$1,800.00**
TxDOT-Houston	State	State	State	*Planned:*	$17,650.00				**$17,650.00**
2017-PC-Tx-HOU-00013				*Actual:*	$8,400.00				**$8,400.00**
TxDOT-Ft. Worth	State	State	State	*Planned:*	$19,900.00				**$19,900.00**
2017-PC-Tx-FTW-00012				*Actual:*	$12,600.00				**$12,600.00**
TxDOT-Lubbock	State	State	State	*Planned:*	$21,650.00				**$21,650.00**
2017-PC-Tx-LBB-00015				*Actual:*	$18,600.00				**$18,600.00**

Project Cross-Reference by Task

Public Information Campaigns Projects

Organization / Project Number	PA	Fund	Source		Federal Funds	State Funding	Prog. Income	Local Match	Project Total
Project Celebration									***Group Project***
TxDOT-Lufkin	State	State	State	*Planned:*	$15,050.00				**$15,050.00**
2017-PC-Tx-LKF-00016				*Actual:*	$10,350.00				**$10,350.00**
TxDOT-Odessa	State	State	State	*Planned:*	$11,900.00				**$11,900.00**
2017-PC-Tx-ODA-00017				*Actual:*	$7,950.00				**$7,950.00**
TxDOT-Paris	State	State	State	*Planned:*	$13,150.00				**$13,150.00**
2017-PC-Tx-PAR-00018				*Actual:*	$6,600.00				**$6,600.00**
TxDOT-Pharr	State	State	State	*Planned:*	$13,150.00				**$13,150.00**
2017-PC-Tx-PHR-00019				*Actual:*	$1,200.00				**$1,200.00**
TxDOT-San Angelo	State	State	State	*Planned:*	$12,050.00				**$12,050.00**
2017-PC-Tx-SJT-00020				*Actual:*	$4,700.00				**$4,700.00**
TxDOT-San Antonio	State	State	State	*Planned:*	$18,400.00				**$18,400.00**
2017-PC-Tx-SAT-00021				*Actual:*	$16,050.00				**$16,050.00**
TxDOT-Tyler	State	State	State	*Planned:*	$14,650.00				**$14,650.00**
2017-PC-Tx-TYL-00022				*Actual:*	$6,000.00				**$6,000.00**
TxDOT-Waco	State	State	State	*Planned:*	$16,850.00				**$16,850.00**
2017-PC-Tx-WAC-00023				*Actual:*	$9,800.00				**$9,800.00**
TxDOT-Wichita Falls	State	State	State	*Planned:*	$15,050.00				**$15,050.00**
2017-PC-Tx-WFS-00024				*Actual:*	$5,400.00				**$5,400.00**
TxDOT-Abilene	State	State	State	*Planned:*	$22,250.00				**$22,250.00**
2017-PC-Tx-ABL-00001				*Actual:*	$22,200.00				**$22,200.00**
Project Celebration Subtotals	*# of Projects:*	25		*Planned:*	$380,931.25				**$380,931.25**
		25		*Actual:*	$248,781.25				**$248,781.25**

			Federal Funds	State Funding	Prog. Income	Local Match	Project Total
Public Information Campaigns Task Summary	*# Projects:* 47	*Planned:*	**$17,471,385.28**	**$2,879,831.25**	**$18,200.00**	**$16,638,076.86**	**$37,007,493.39**

Project Cross-Reference by Task

Public Information Campaigns Projects

Organization / Project Number	*PA*	*Fund Source*		*Federal Funds*	*State Funding*	*Prog. Income*	*Local Match*	*Project Total*
			47	*Actual:* **$14,618,099.12**	**$8,151,946.63**	**$15,766.53**	**$37,807,783.15**	**$60,593,595.43**

Project Cross-Reference by Task

Training Projects

Organization / Project Number	*PA*	*Fund*	*Source*		*Federal Funds*	*State Funding*	*Prog. Income*	*Local Match*	*Project Total*
Education Service Center, Region VI	SB	402	SB	*Planned:*	$104,380.24			$58,082.00	**$162,462.24**
2017-ESCVI-G-1YG-0063				*Actual:*	$104,380.24			$61,783.33	**$166,163.57**
Education Service Center, Region VI	DE	402	DE	*Planned:*	$96,304.27			$36,807.00	**$133,111.27**
2017-ESCVI-G-1YG-0066				*Actual:*	$94,848.89			$46,656.85	**$141,505.74**
International Association of Directors of Law Enforcement Standards and Training	TR	402	TR	*Planned:*	$194,257.97			$56,941.12	**$251,199.09**
2017-IADLEST-G-1YG-0142				*Actual:*	$193,368.74			$57,100.47	**$250,469.21**
Mothers Against Drunk Driving	AL	405D	M5TR	*Planned:*	$381,999.71			$127,333.62	**$509,333.33**
2017-MADD-G-1YG-0012				*Actual:*	$232,909.40			$150,953.24	**$383,862.64**
Mothers Against Drunk Driving	AL	405D	M5TR	*Planned:*	$166,378.63			$104,171.25	**$270,549.88**
2017-MADD-G-1YG-0013				*Actual:*	$166,378.63			$421,204.87	**$587,583.50**
Mothers Against Drunk Driving	AL	405D	M5TR	*Planned:*	$112,509.49			$40,165.64	**$152,675.13**
2017-MADD-G-1YG-0014				*Actual:*	$82,491.75			$129,535.83	**$212,027.58**
Mothers Against Drunk Driving	AL	405D	M5TR	*Planned:*	$108,682.64			$35,181.96	**$143,864.60**
2017-MADD-G-1YG-0015				*Actual:*	$92,956.30			$52,207.48	**$145,163.78**
National Safety Council	DE	402	DE	*Planned:*	$431,741.24			$116,099.23	**$547,840.47**
2017-NSC-G-1YG-0053				*Actual:*	$431,741.22			$119,699.27	**$551,440.49**
Sam Houston State University	AL	405D	M5TR	*Planned:*	$670,427.04			$176,089.53	**$846,516.57**
2017-SHSU-G-1YG-0018				*Actual:*	$509,973.80			$147,354.16	**$657,327.96**
Sam Houston State University	AL	405D	M5TR	*Planned:*	$88,259.10			$40,970.24	**$129,229.34**
2017-SHSU-G-1YG-0019				*Actual:*	$69,488.60			$33,256.38	**$102,744.98**
Sam Houston State University	AL	State	State	*Planned:*		$8,415.98			**$8,415.98**
2017-SHSU-G-1YG-0198				*Actual:*		$8,415.97			**$8,415.97**
Texas A&M Transportation Institute	OP	402	OP	*Planned:*	$118,088.82		$10,000.00	$19,535.46	**$147,624.28**
2017-TTI-G-1YG-0084				*Actual:*	$109,041.79		$24,009.92	$106,405.24	**$239,456.95**
Texas A&M Transportation Institute	AL	405D	M5II	*Planned:*	$182,788.83			$45,697.40	**$228,486.23**
2017-TTI-G-1YG-0100				*Actual:*	$150,416.91			$40,189.79	**$190,606.70**
Texas A&M Transportation Institute	PA	402	PA	*Planned:*	$56,324.26		$30,000.00	$8,000.00	**$94,324.26**
2017-TTI-G-1YG-0109				*Actual:*	$56,299.21			$101,733.46	**$158,032.67**
Texas Association of Counties	AL	405D	M5TR	*Planned:*	$160,226.89			$41,000.00	**$201,226.89**
2017-TAC-G-1YG-0008				*Actual:*	$159,216.16			$47,228.37	**$206,444.53**
Texas Center for the Judiciary	AL	405D	M5TR	*Planned:*	$737,399.30			$711,033.03	**$1,448,432.33**
2017-TCJ-G-1YG-0009				*Actual:*	$670,718.11			$787,868.56	**$1,458,586.67**

Project Cross-Reference by Task

Training Projects

Organization / Project Number	*PA*	*Fund Source*			*Federal Funds*	*State Funding*	*Prog. Income*	*Local Match*	*Project Total*
Texas District and County Attorneys Association	AL	405D	M5TR	*Planned:*	$633,142.63			$169,972.33	**$803,114.96**
2017-TDCAA-G-1YG-0049				*Actual:*	$630,224.13			$174,422.85	**$804,646.98**
Texas Engineering Extension Service - ESTI	EM	402	EM	*Planned:*	$464,336.90			$874,317.30	**$1,338,654.20**
2017-TEEXESTI-G-1YG-0037				*Actual:*	$411,775.49			$1,418,699.15	**$1,830,474.64**
Texas Justice Court Training Center	AL	402	AL	*Planned:*	$121,527.12			$71,384.48	**$192,911.60**
2017-TJCTC-G-1YG-0028				*Actual:*	$117,332.70			$124,665.20	**$241,997.90**
Texas Municipal Courts Education Center	AL	405D	M5TR	*Planned:*	$443,650.53		$5,800.00	$114,371.31	**$563,821.84**
2017-TMCEC-G-1YG-0050				*Actual:*	$443,650.53		$10,100.00	$195,216.95	**$648,967.48**
Texas Municipal Police Association	AL	405D	M5TR	*Planned:*	$173,571.84			$80,500.00	**$254,071.84**
2017-TMPA-G-1YG-0004				*Actual:*	$137,084.49			$83,850.00	**$220,934.49**
Texas Municipal Police Association	AL	405D	M5TR	*Planned:*	$569,005.68			$253,170.00	**$822,175.68**
2017-TMPA-G-1YG-0005				*Actual:*	$515,590.87			$321,030.00	**$836,620.87**
Texas Municipal Police Association	PT	402	PT	*Planned:*	$960,482.40			$251,000.00	**$1,211,482.40**
2017-TMPA-G-1YG-0006				*Actual:*	$824,877.49			$251,208.35	**$1,076,085.84**
Texas Municipal Police Association	AL	405D	M5TR	*Planned:*	$382,169.41			$131,120.00	**$513,289.41**
2017-TMPA-G-1YG-0010				*Actual:*	$330,630.75			$240,125.51	**$570,756.26**
Texas Operation Lifesaver	RH	402	RH	*Planned:*	$73,554.00			$42,379.00	**$115,933.00**
2017-TxOpLife-G-1YG-0111				*Actual:*	$65,057.83			$37,857.54	**$102,915.37**
The University of Texas at Arlington	RS	402	RS	*Planned:*	$463,816.68			$119,044.25	**$582,860.93**
2017-UTatArli-G-1YG-0159				*Actual:*	$463,816.67			$122,068.40	**$585,885.07**
University of Houston/Downtown	AL	405D	M5TR	*Planned:*	$142,400.00			$35,622.00	**$178,022.00**
2017-UHD-G-1YG-0135				*Actual:*	$141,788.00			$36,481.00	**$178,269.00**

Training Task Summary

		Federal Funds	*State Funding*	*Prog. Income*	*Local Match*	*Project Total*
# Projects: 27	*Planned:*	**$8,037,425.62**	**$8,415.98**	**$45,800.00**	**$3,759,988.15**	**$11,851,629.75**
27	*Actual:*	**$7,206,058.70**	**$8,415.97**	**$34,109.92**	**$5,308,802.25**	**$12,557,386.84**

Appendix B
ADDITIONAL PROGRAM INFORMATION

The information contained in Appendix B is intended to supplement the program and project information included in the *Executive Summary, Section Three – Program Area Reports*, and *Appendix A – Project Cross-References* by providing additional information to address annual report requirements outlined in FAST Act §1300.35(c), (d), and (e).

EVIDENCE-BASED ENFORCEMENT ACTIVITIES

In FY 2017, the evidence-based traffic safety enforcement program instituted by the TRF-TS used high visibility enforcement practices supported by high visibility media campaigns to prevent traffic violations, crashes, crash fatalities, and injuries in areas most at risk for such incidents. TRF-TS deploys resources based on analysis of crashes, crash fatalities, and injuries in areas of highest risk. Additionally, all enforcement agencies receiving grant funding must use a data-driven approach to identify the enforcement issues in their jurisdictions. To ensure enforcement resources were deployed effectively, law enforcement agencies were directed to implement evidence-based strategies. TxDOT used the NHTSA publication *Countermeasures that Work: A Highway Safety Countermeasure Guide for State Highway Safety Offices* as a guide for developing evidence-based enforcement strategies.

Texas was able to achieve significant results through projects selected through our evidence-based traffic safety enforcement program. The selected projects increased enforcement and public information and education activities across multiple program areas. The evidence-based program activities and results are described in *Section Three – Program Area Reports* (Alcohol pages 74-77, Occupant Protection pages 112-113, Police Traffic Services pages 135-139, and Speed Control pages 142-143), and *Appendix A – Project Cross References* (pages 307-341).

PROJECTS NOT IMPLEMENTED

Due to the nature of the long-range planning cycle schedule, and due to issues that occasionally arise with the organizations ultimately selected for funding, each year there are some projects included in the HSP, but are not implemented during the year.

Selective Traffic Enforcement Program (STEP) Grants

Occasionally law enforcement agencies apply for funding, and due to budget constraints that develop after the proposal is submitted, they are unable to implement the project on a cost reimbursement basis, or provide the required match. This was the case for many of the FY 2017 STEP projects which were not implemented.

1. Impaired Driving Mobilization and Click It or Ticket Mobilization Combined Incentive Grants
Reason: Texas' FY2017 HSP projected that a combined total of 40 agencies would participate in various incentive grants; however, some agencies selected as part of the process opted not to execute the grant agreement. Of the projected 40 law enforcement agencies, 33 participated.

2. *Impaired Driving Mobilization*
Reason: TRF-TS projected that 40 law enforcement agencies would participate in a year-long impaired driving mobilization project; however, 4 decided not to move forward with executing the grant.

3. *Christmas and New Year Holiday Impaired Driving Mobilization*
Reason: This mobilization was not implemented, however, holiday impaired driving enforcement was conducted as a component of our year-long STEP Comprehensive and Impaired Driving Mobilization projects.

4. *STEP Comprehensive*
Reason: TRF-TS originally planned on 56 law enforcement agencies receiving Comprehensive grants. Two agencies decided to withdraw their proposals.

5. *STEP Speed*
Reason: TRF-TS projected that 8 law enforcement agencies would receive Speed grants; however, 1 agency withdrew their proposal.

6. *STEP Wave Speed*
Reason: No STEP Wave Speed grants were executed; no law enforcement agencies applied for this type of grant funding.

General Grant Projects

1. 2017-TRF-G-1YG-0179 *eGrants Software Enhancement Services*
Reason: No system changes required in FY2017

2. *Teen CIOT and Child Passenger Safety Campaign*
Reason: Project terminated because vendor could not provide required match.

3. 2017-AAMPO-G-1YG-0032 *Building Blocks: Toward Vision Zero*
Reason: Proposal withdrawn

4. *TRF-TS Crash Records/Data Analysis Operations and CRIS*
Reason: Some projects were merged, resulting in fewer total individual projects.

5. *Traffic Records Assessment*
Reason: Planning began in FY 2017. Due to limitations on when the assessment could be conducted, the Traffic Records Assessment was moved to FY 2018.

6. 2017-AISD-G-1YG-0118 *Austin Independent School District Driver Education Theory Program*
Reason: Proposal withdrawn

7. 2017-HarrisHS-G-1YG-0143 *Drive Safe Houston*
Reason: Proposal withdrawn

FUNDED PROJECTS CONTRIBUTE TO MEETING STATE PERFORMANCE TARGETS

Projects selected for funding by the Texas Traffic Safety Program demonstrate potential to contribute to meeting Texas' highway safety performance targets. In each program area, information has been provided for each individual project, including targets, and whether those targets were met. Individual project performance results is provided in *Section 3 – Program Area Reports* and *Appendix A – Project Cross References*. Within those sections, each objective and target is listed, and whether individual objectives were met by each project.

The most recent data for the prior year HSP is provided on the following table.

FFY 2016 Highway Safety Performance Measures

Performance Measure Type	PM ID	Performance Measure	2016 Target	2015/2016 Actual	Target Met?	% Difference (Target v Actual)
Core Outcome Measures	C-1	Traffic Fatalities	3,643	3,776	X	3.65%
	C-2	Serious Injuries	17,420	17,600	X	1.03%
	C-3	Fatalities per 100 MVMT (Total)	1.4	1.39*	✓	-.714%
	C-3 (a)	Fatalities per 100 MVMT (Urban)	1.08	.66*	✓	-38.89%
	C-3 (b)	Fatalities per 100 MVMT (Rural)	2.34	2.17*	✓	-7.26%
	C-4	Unrestrained Passenger Vehicle Occupant Fatalities	958	929	✓	-3.03%
	C-5	Alcohol Impaired Fatalities	1,433	1,438	X	.349%
	C-6	Speeding Related Fatalities	1,116	1,069	✓	-4.21%
	C-7	Motorcycle Fatalities	507	490	✓	-3.35%
	C-8	Un-Helmeted Motorcycle Fatalities	293	265	✓	-9.56%
	C-9	Young Drivers (20 or younger) involved in Fatal Crashes	379	451	X	19.0%
	C-10	Pedestrian Fatalities	563	672	X	19.36%
	C-11	Bicycle Fatalities	52	65	X	25.0%
Core Behavior Measure	B-1	Observed Seat Belt Usage Rate	91.20%	91.61%	✓	-.450%
Activity Measures	A-1	Seat Belt Citations		58,011	N/A	
	A-2	Impaired Driving Arrests		5,849	N/A	
	A-3	Speeding Citations		298,046	N/A	

*2015 data was used because 2016 data not available on FARS website.

TxDOT evaluates the HSP Performance Measures annually. Based on the evaluation results, TxDOT looks at the progress being made, and also identifies areas that need further work. The data helps identify high-priority needs. TxDOT selects projects annually to address the State's Performance Measure Targets.