



# HIGHWAY SAFETY PERFORMANCE PLAN FY 2012



Prepared By  
TxDOT Traffic Operations Division  
125 E. 11<sup>th</sup> Street  
Austin, Texas 78701-2483  
[http://www.txdot.gov/about\\_us/administration/divisions/trf.htm](http://www.txdot.gov/about_us/administration/divisions/trf.htm)  
(512) 416-3200

9/27/2011



Governor Rick Perry

Amadeo Saenz P.E.

Governor's Highway Safety Representative

Executive Director

Texas Department of Transportation

Carol T. Rawson, P.E.

Director, Traffic Operations Division

Texas Department of Transportation

Terry A. Pence

Traffic Safety Director

Texas Department of Transportation



# TABLE OF CONTENTS

<b>SECTION ONE.....</b>	<b>4</b>
<b>INTRODUCTION .....</b>	<b>4</b>
<b>THE TEXAS TRAFFIC SAFETY PROGRAM.....</b>	<b>5</b>
The Traffic Safety Grant Process .....	8
FY2012 HSPP Planning Calendar .....	18
Executive Summary .....	19
<i>Section Three.....</i>	<i>22</i>
<b>PERFORMANCE PLAN.....</b>	<b>22</b>
Overview .....	23
Developing the Performance Plan .....	23
Step 2: Set Performance Goals .....	26
Step 3: Prioritize Programs and Strategies.....	60
Data Sources & Glossary for Performance Measures.....	62
<i>Section Three.....</i>	<i>66</i>
<b>HIGHWAY SAFETY PLAN.....</b>	<b>66</b>
Planning and Administration – 01 .....	67
Alcohol and Other Drug Countermeasures – 02 .....	70
Emergency Medical Services – 03 .....	100
Motorcycle Safety – 04 .....	102
Occupant Protection – 05 .....	106
Pedestrian and Bicyclist Safety – 06.....	115
Police Traffic Services – 07 .....	119
Speed Control – 08 .....	125
Traffic Records – 09.....	128
Driver Education and Behavior – 10.....	132
Railroad / Highway Crossing – 11 .....	140
Roadway Safety – 12 .....	142
Safe Communities – 13 .....	145
School Bus – 14 .....	150
<i>Section Four.....</i>	<i>162</i>
<b>CERTIFICATIONS AND ASSURANCES .....</b>	<b>162</b>
<i>Section Five .....</i>	<i>173</i>
<b>PROGRAM COST SUMMARY.....</b>	<b>173</b>

# ***Section One***

## INTRODUCTION



## THE TEXAS TRAFFIC SAFETY PROGRAM

The Texas Traffic Safety Program is managed by the Traffic Safety Section (TRF-TS) within the Traffic Operations Division (TRF) of the Texas Department of Transportation (TxDOT). The following table describes the primary mission, goal and strategy of the program.

Mission Statement	Goal	Strategy
The mission of the Texas Traffic Safety Program is to operate in a manner that saves lives and prevents injuries.	The goal of the program is to identify traffic safety problem areas and programs to reduce the number and severity of traffic-related crashes, injuries, and fatalities.	The strategy employed by TRF-TS includes the use of information, technology, resources and skills to identify priority traffic safety issues, plan initiatives, generate coordinated action, and evaluate & communicate results.
This directly supports the TxDOT's mission <i>"to provide safe, effective, and efficient movement of people and goods"</i> .		

### Program Funding

Funding is from the National Highway Traffic Safety Administration (NHTSA), a division of the U.S. Department of Transportation (USDOT). Over 300 traffic safety grants are awarded annually to state, local and non-profit agencies across Texas.

### Traffic Safety Program Areas

- |  |   |
|--|---|
| 01 - Planning and Administration (PA)            | 08 - Speed Control (SC)                 |
| 02 - Alcohol and Other Drug Countermeasures (AL) | 09 - Traffic Records (TR)               |
| 03 - Emergency Medical Services (EM)             | 10 - Driver Education and Behavior (DE) |
| 04 - Motorcycle Safety (MC)                      | 11 - Railroad / Highway Crossing (RH)   |
| 05 - Occupant Protection (OP)                    | 12 - Roadway Safety (RS)                |
| 06 - Pedestrian/Bicycle Safety (PS)              | 13 - Safe Communities (SA)              |
| 07 - Police Traffic Services (PT)                | 14 - School Bus Safety (SB)             |

### Eligibility

In order to be eligible for a Traffic Safety Grant, an organization must be one of the following:

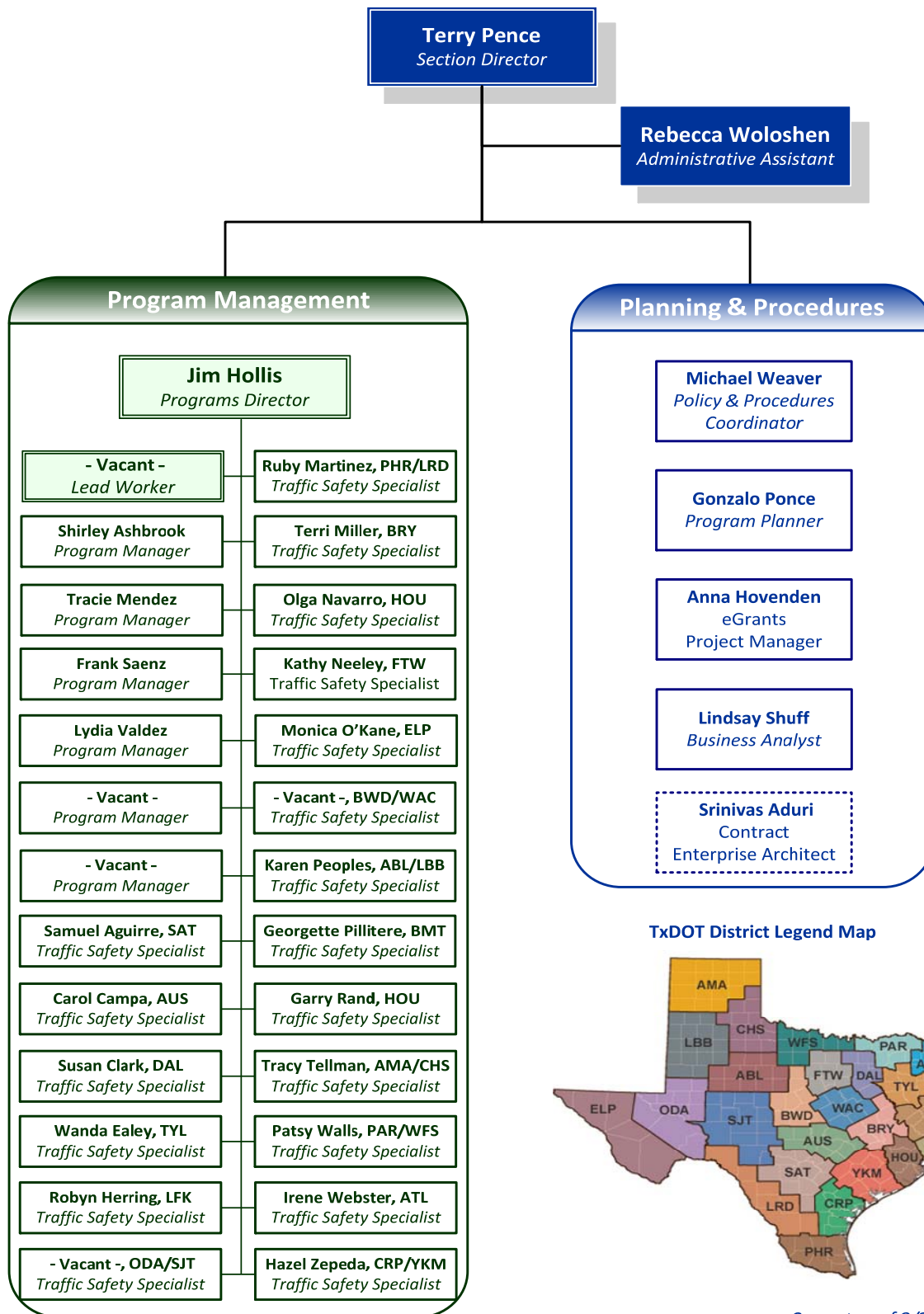
- A state or local government agency
- An educational institution
- A non-profit organization

Grants are awarded based on the merits of the specific proposed project, relevancy to the current traffic safety issues as identified by the state, and the approval of the Texas Transportation Commission.

### Organization

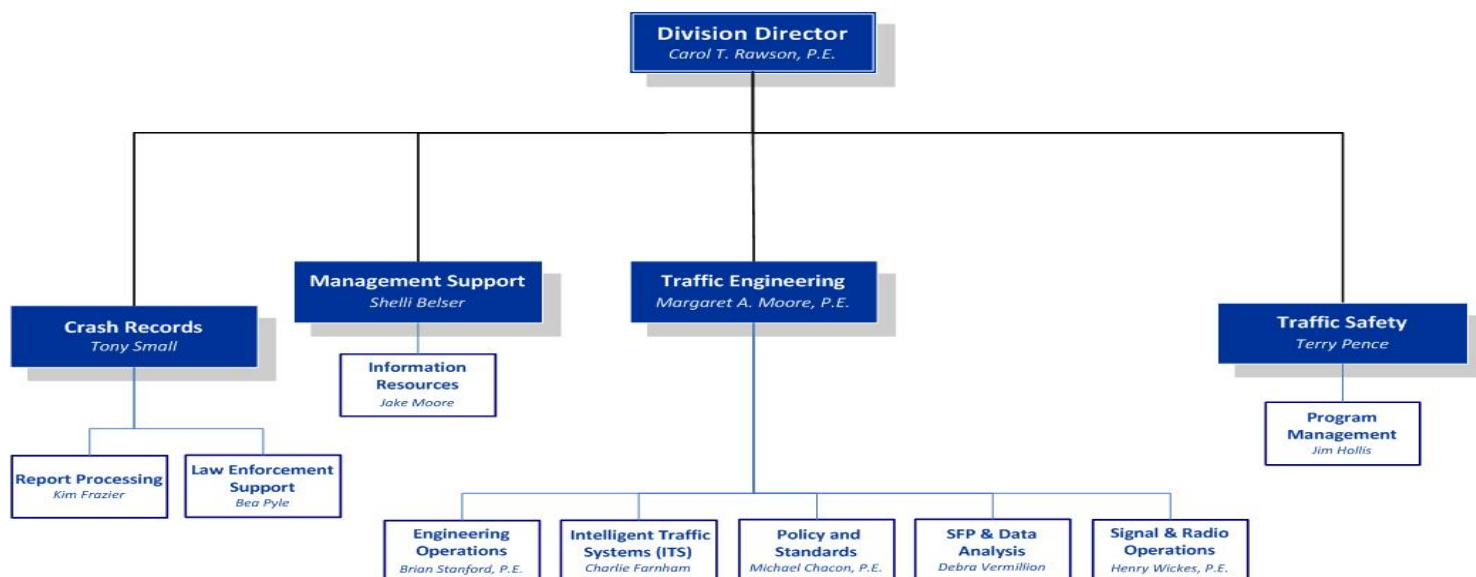
The Texas Traffic Safety Program is managed by the Traffic Safety Section of TxDOT's Traffic Operations Division; with program management staff located at Austin headquarters and traffic safety specialist field staff stationed across the state in support of the 25 TxDOT Districts. The following organizational chart shows the hierarchy of the traffic safety team.

## Traffic Safety Section



Current as of 9/26/2011

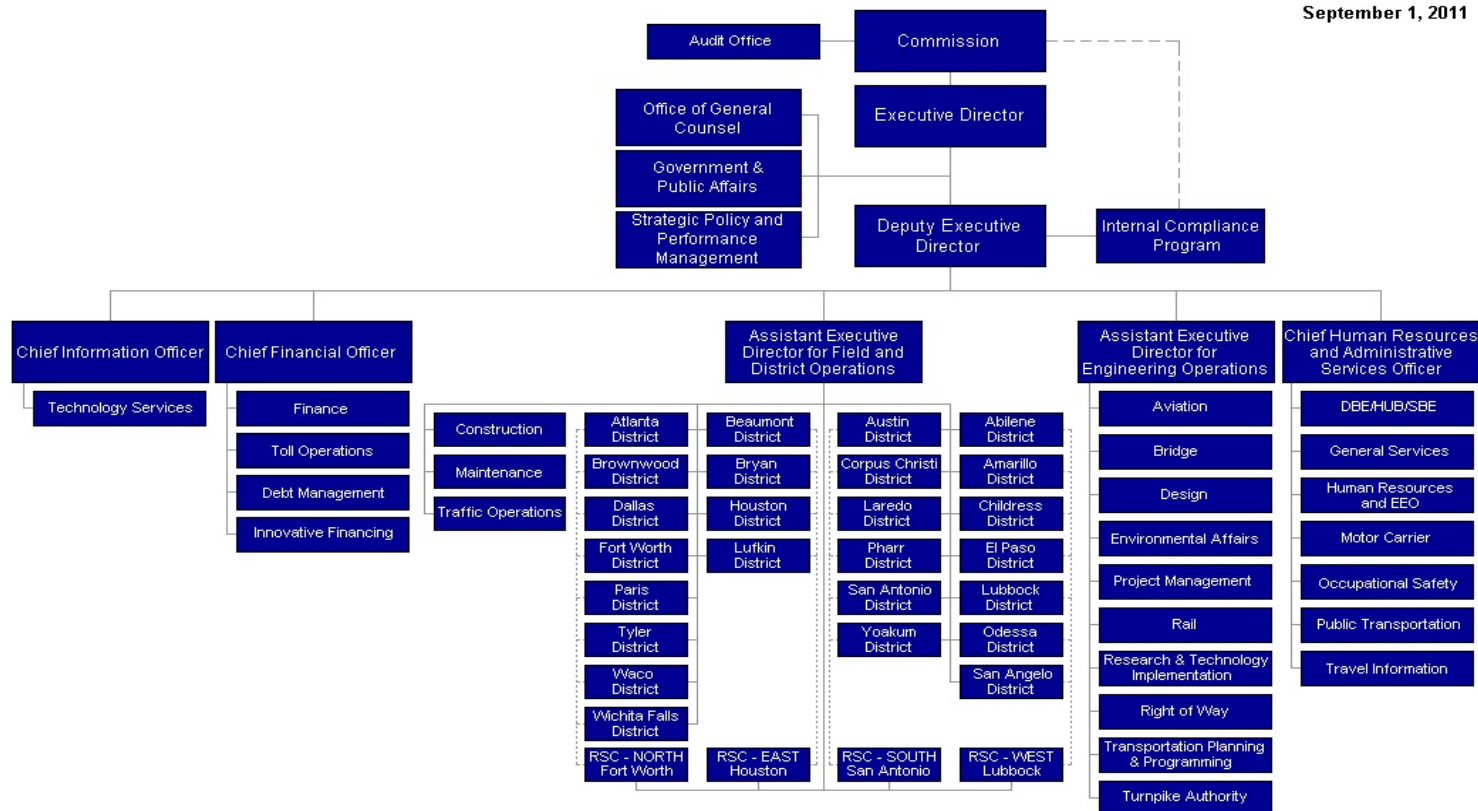
## Texas Department of Transportation Traffic Operations Division



Current as of July 2011

## Texas Department of Transportation (TxDOT)

September 1, 2011



## THE TRAFFIC SAFETY GRANT PROCESS

The following section includes a definition of the processes used by Texas to identify its highway safety problems, establish its proposed measurable performance goals, and develop the programs/projects in the FY 2012 Texas Highway Safety Performance Plan (HSPP) that are designed to address highway safety problems in Texas.

The highway safety goals established through these processes, including target dates for attaining the goals and the performance measures used to track progress toward each goal relative to the baseline status of each measure. In addition, the Performance Plan lists other program goals for each of the Texas Traffic Safety Program's Program Areas, specifies the strategies employed to accomplish the goals, and reports the status of the performance measures based on the most current data.

### Grant Lifecycle Comparison

The first diagram shows the grant lifecycle and a comparison of the current year's lifecycle to the previous and next year's lifecycle. This is intended to both show a high-level definition of the lifecycle, and to show that at any given time, the Traffic Safety Grant Program is involved with at least two, and at some points 3 different yearly lifecycles.

### Grant Process Model

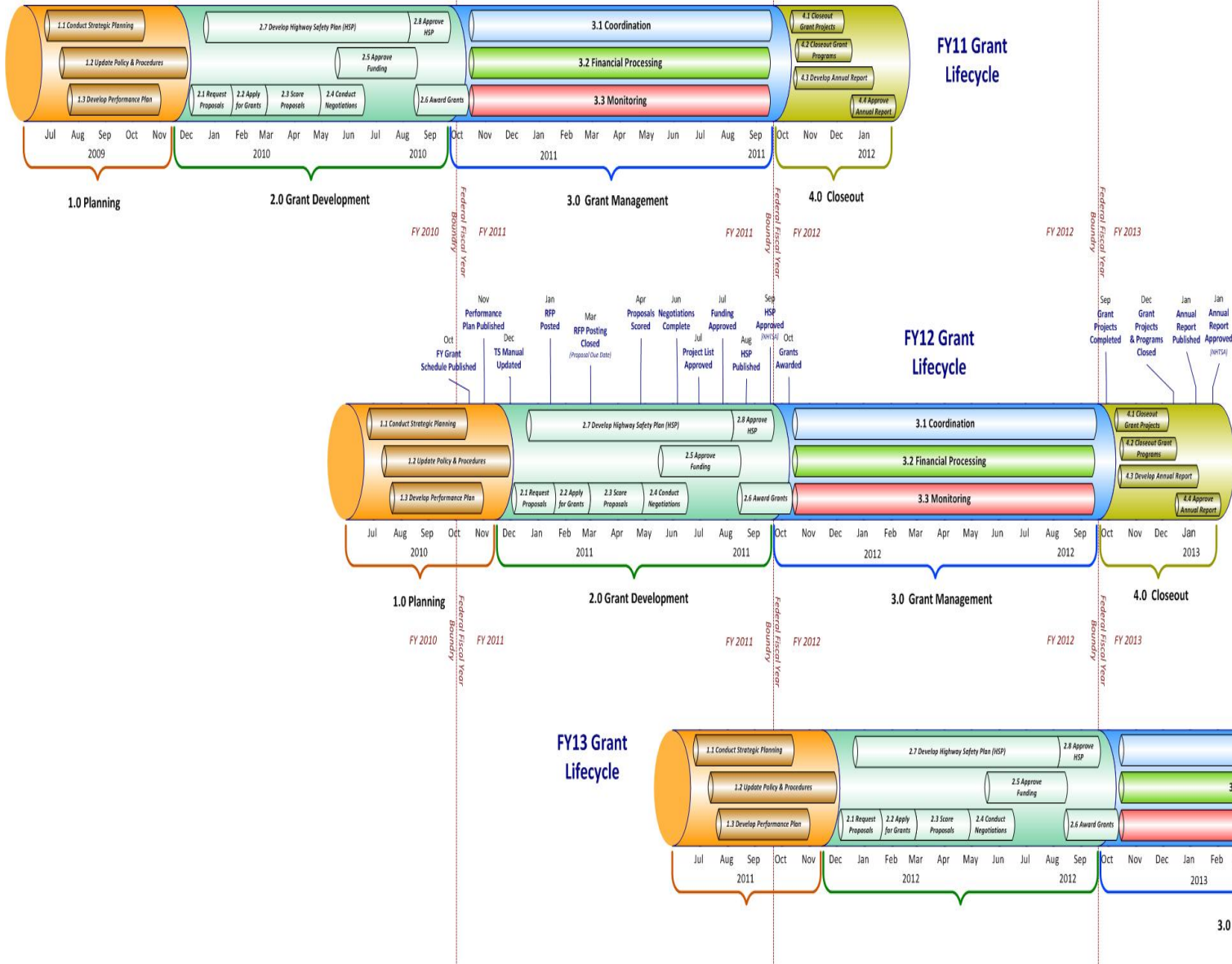
The second diagram shows each major process or activity within the grant lifecycle, and an indication of what organization is responsible for each process. These processes correspond directly with the activities on the grant lifecycle comparison diagram.

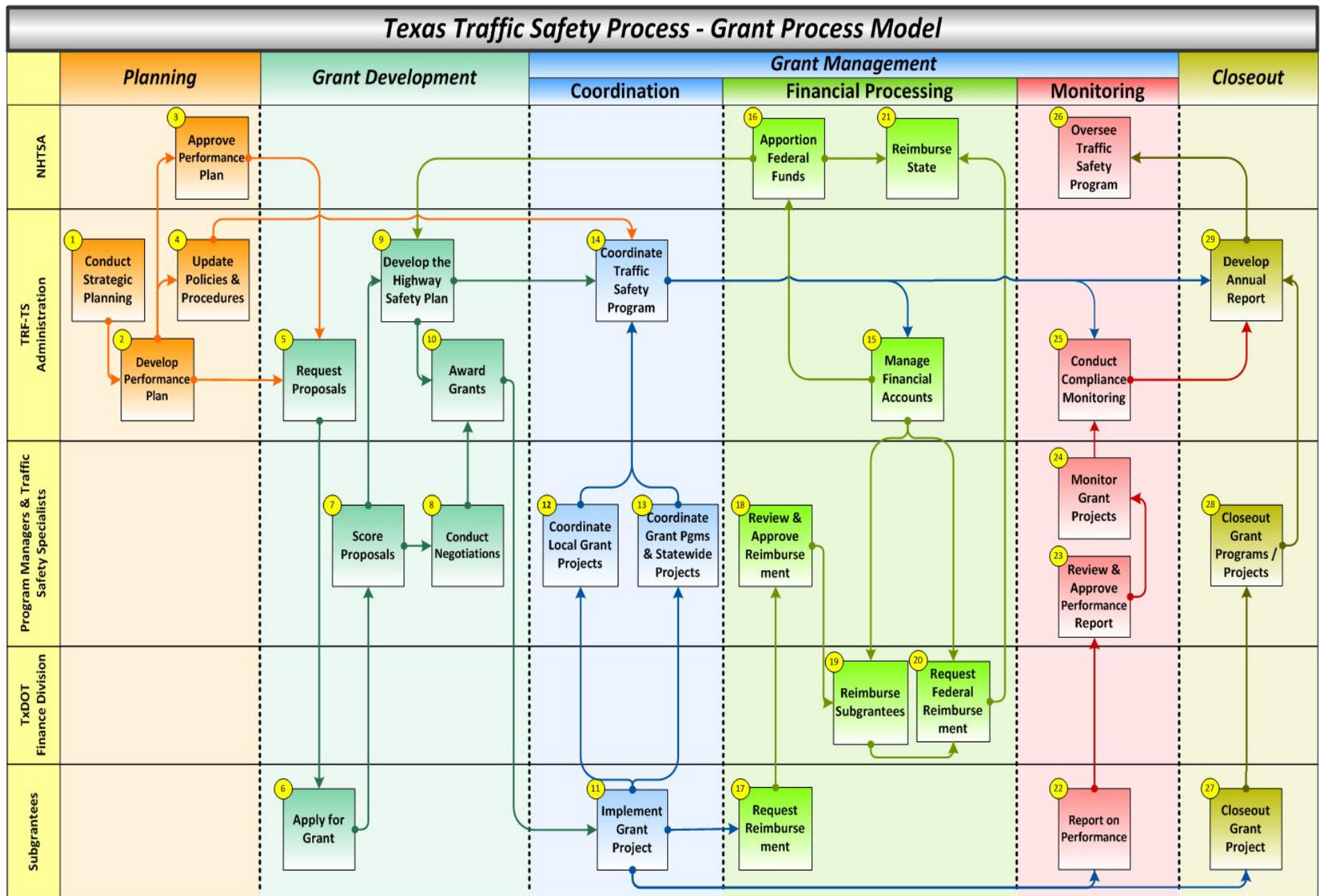
### Grant Process Definitions

The next section organizes the processes by their process area (Planning, Grant Development, etc.) and defines each process in more detail.



## Texas Traffic Safety Process - Grant Lifecycle Comparison



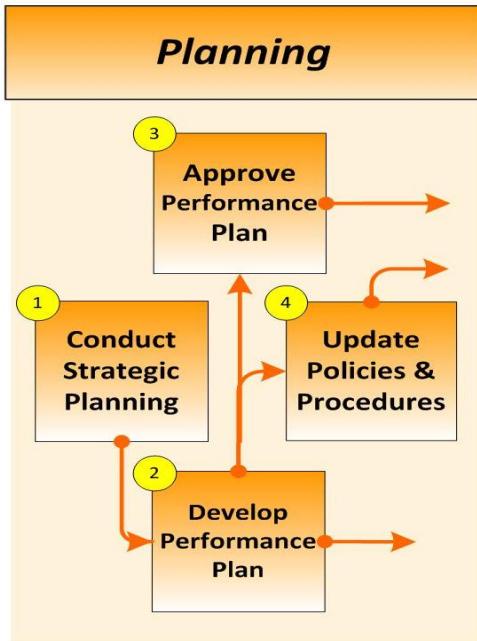


**Please Note:** While more than one of the organizations on the left may participate in a given process, the process is placed within the organization where the major responsibility for the process resides. This diagram is meant as a general overview only. Please refer to the detailed description of each process for specific information regarding that process.

## Section One: INTRODUCTION

## Planning

### Conduct Strategic Planning



The TRF-TS Program Planner coordinates the strategic planning process for the Traffic Safety Program. This involves the development of an informal five year strategic plan. It provides the general mission of the Traffic Safety Program and is created through a process that includes input from TRF-TS Program Manager (PM) and Traffic Safety Specialist (TSS) team, and other program partners.

#### *Develop Performance Plan*

The TRF-TS Program Planner coordinates the performance planning processes for the Traffic Safety Program. This involves an annual Performance Plan that details the priority traffic safety performance goals for the coming year. This plan is created through a process that includes input from the PM's and TSS'S, and TRF-TS and is based on the informal Strategic Plan.

#### *Develop Policies & Procedures*

The TRF-TS Policy & Procedures Coordinator manages the development, modification and distribution of all policies, procedures and training materials for the Traffic Safety Program. Updates and/or "releases" of the policies and procedures are an on-going process.



## Grant Development

### Request Proposals

TRF-TS develops the Request for Proposal (RFP) and associated documents each fiscal year based on the priority traffic safety performance goals detailed in the Performance Plan for that year.

### Apply for Grant

State agencies and other organizations interested in traffic safety issues submit project proposals when requested by TRF based on the RFP. These project proposals constitute the organizations' traffic safety intentions and are submitted for every program area, depending on the interests of the particular organization.

### Score Proposals

Scoring teams are comprised of TRF-TS PM's and TSS's review and score the proposals for applicability to Texas' traffic safety problems. The proposal score sheet, defined during the creation of the RFP is used to score each project against a number of selected criteria that are based on each element of the project proposal. After scoring all the projects, the scores are automatically generated by eGrants based on the individual scores for the given proposal. Priorities are assigned based on point scores, rankings, and the estimated amount of federal dollars that will be available for the Highway Safety Performance Plan (HSPP) for the coming fiscal year.

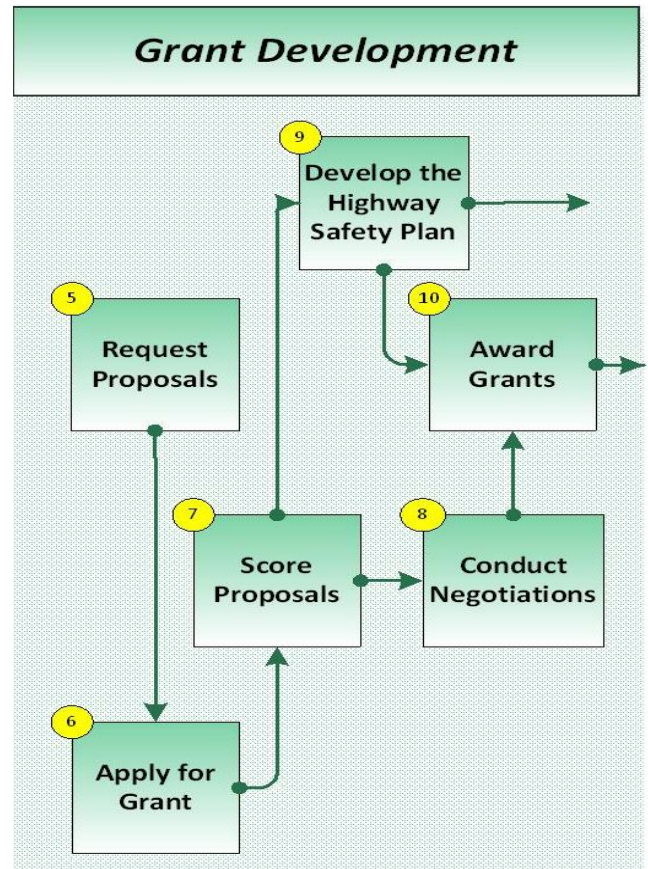
### Develop the HSPP

The HSPP is developed and updated annually by TRF-TS to describe how federal highway safety funds will be apportioned. The HSPP is intergovernmental in nature, functioning, either directly or indirectly, through grant agreements, contracts, service purchase orders, requisitions, and work orders. Funding for the HSPP, as the state's formal planning document, is approved by the Texas Transportation Commission.

The Certification Statement provides formal assurances regarding the state's compliance with applicable laws and regulations and with financial and programmatic requirements pertaining to the federal grant. The Certification Statement is signed and submitted to the National Highway Traffic Safety Administration (NHTSA) for review and approval.

### Develop Grant Agreement

After the Transportation Commission approves the funding for the HSPP, TRF-TS issues a list of projects authorized for funding in each district (the "approved project list"). The grant agreements for approved projects are generated automatically by eGrants. Proposers of selected projects subsequently become subgrantees. The subgrantees print out and sign the agreements, then send them back to TxDOT for signature of the TRF Division Director for all statewide projects and for local grants \$100,000 or greater. Local projects less than \$100,000 are usually signed by the District Engineer.

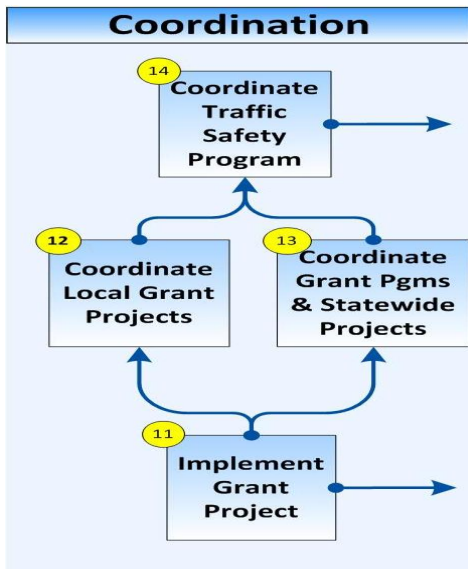


### *Award Grants*

After the authorized TxDOT person signs the agreement, it is considered executed if the subgrantee signed first. The process ends with an executed grant agreement or contract (signed by both TxDOT and the subgrantee).

### **Coordination**

#### *Implement Grant Project*



After grants have been awarded, the subgrantee begins implementing their grant project. This process begins with a Grant Delivery Meeting and continues through the life of the grant.

#### *Coordinate Local Grant Projects*

The TSS's manage local grants at their respectively assigned districts.

#### *Coordinate Grant Programs & Statewide Grant Projects*

The TRF PM's manage the statewide grant programs.

#### *Coordinate Traffic Safety Program*

TRF-TS is responsible for coordinating and administering the Traffic Safety Program by managing traffic safety projects in federally designated priority program areas and in other areas as may be assigned or as determined by problem identification processes. They also provide oversight through the TSS'S in the development and implementation of traffic safety projects at the local level.

### **Financial Processing/Manage Financial Accounts**

TRF Administration sets up, maintains, and closes the necessary financial accounts in both the TxDOT Financial Information Management System (FIMS), and the Federal financial system, NHTSA's Grant Tracking System (GTS).

#### *Apportion Federal Funds*

NHTSA apportions the traffic safety funds to TxDOT.

#### *Review & Approve Reimbursement*

In the eGrants grant management system, the PM's and TSS'S review incoming Requests for Reimbursement (RFR) to determine accuracy, eligibility, and completeness. If incomplete or inaccurate, they are returned to subgrantee via eGrants.) If they are complete and accurate, they are approved and automatically sent via eGrants to FIMS for payment.

#### *Reimburse Subgrantee*

RFR payments are sent to FIMS automatically from eGrants. Within FIMS, a transaction is created and sent to the Texas Comptroller of Public Accounts (TCPA) to send a warrant or direct deposit to the subgrantee to pay them.

#### *Reimburse Subgrantee*

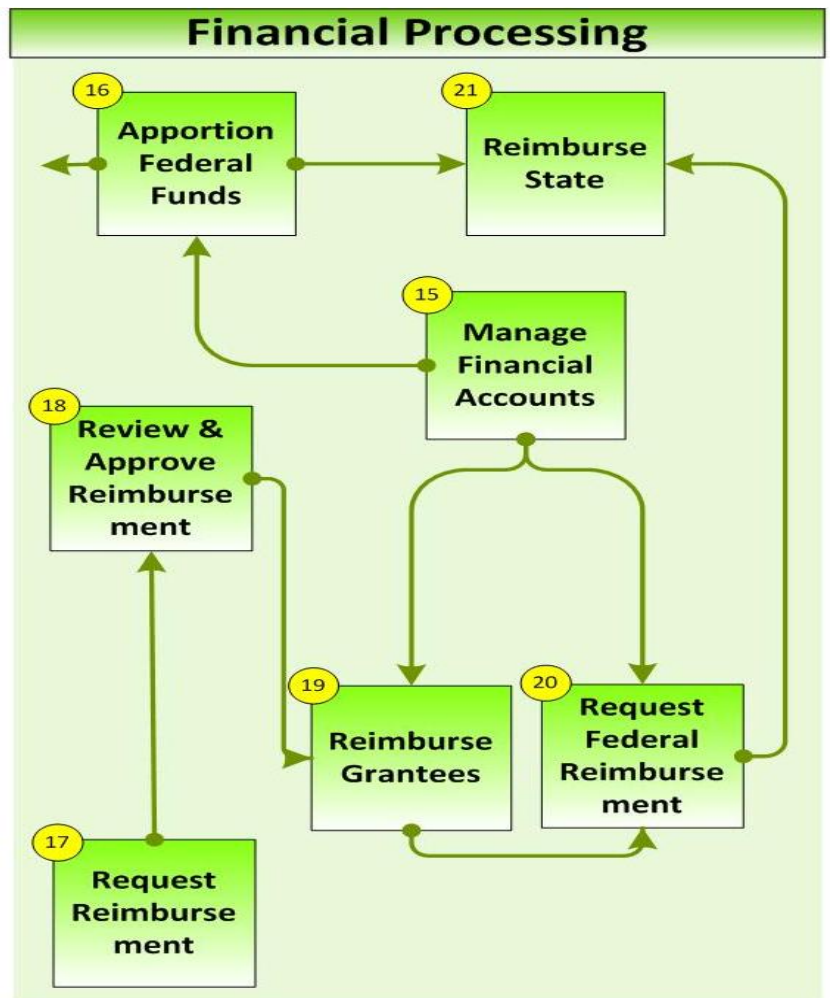
The Finance Division receives the RFR and approvals from the PM's or TSS's. After reviewing the information for completeness and accuracy, they then enter the information in FIMS and create a transaction to the TCPA to send a warrant or direct deposit to the subgrantee.

#### *Request Federal Reimbursement*

The Finance Division requests reimbursements from NHTSA via GTS based on the grant program created during the setup phase.

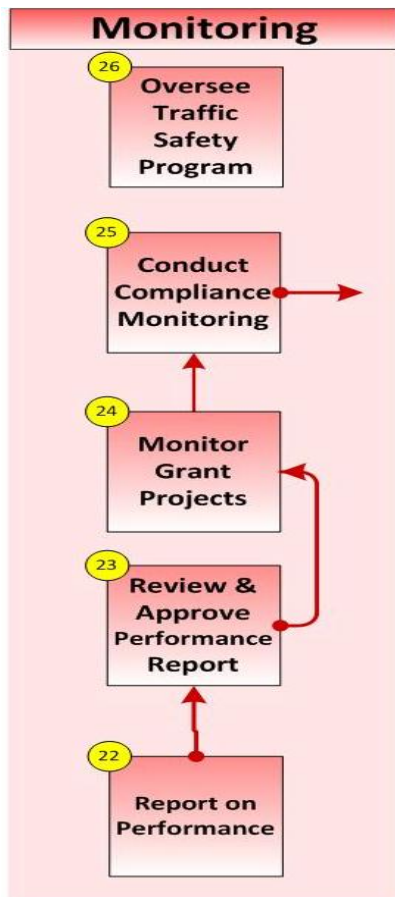
#### *Reimburse State*

NHTSA reimburses TxDOT via GTS for approved expenditures.



## Monitoring

### Report on Performance



The subgrantee provides regular reports on performance, based on the agreed-upon performance measures, in order to receive reimbursement of expenses.

#### *Review & Approve Performance Report*

The PM's and TSS'S review the Performance Reports (PR) to determine accuracy and completeness before accepting them. They work with the subgrantee to correct errors or to add additional information.

#### *Monitor Grant Projects*

The PM's and TSS's monitor each grant project assigned to them in order to ensure that they are being properly and efficiently implemented. Monitoring is both a state and federal requirement of the Uniform Grant Management Standards (UGMS). Monitoring is required in order to assure compliance with state and federal requirements, and to assure that objectives and performance measures are being achieved.

#### *Conduct Compliance Monitoring*

The Traffic Safety Section performs periodic reviews of the grant programs, the PM's, and the TSS'S, to ensure that the procedures are being followed, to help provide operational consistency, and to ensure compliance with laws and regulations.

#### *Oversee Traffic Safety Program*

The U.S. Department of Transportation (USDOT) NHTSA Region 6 office monitors TxDOT's Traffic Safety Program to ensure the proper application of its grant funds.

## Closeout

### Closeout Grant Projects

The subgrantees are responsible for completing any outstanding work and closing out their grant projects.

### Closeout Grant Programs / Projects

The TSS'S are responsible for closing out the local grant projects and the TRF-TS PM's are responsible for closing out the statewide grant projects and the grant programs once the subgrantees have closed it from their end.

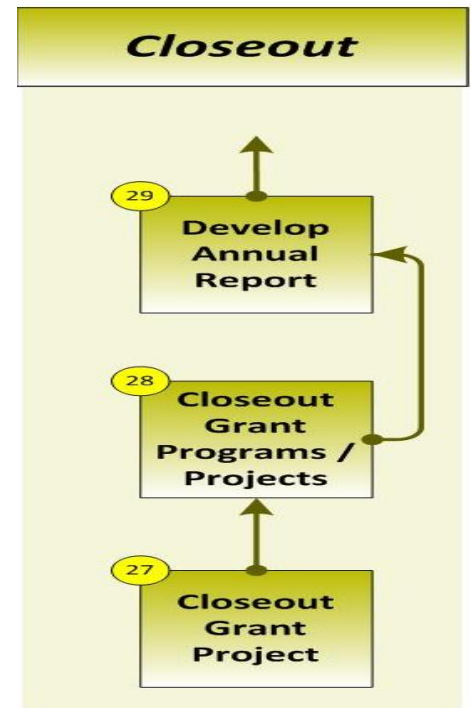
### Develop Annual Report

The grants projects are evaluated by the PM's, TSS'S, and TRF-TS in order to assess project or program effectiveness, improve countermeasures, and allocate scarce resources more efficiently.

This helps the subgrantees, project directors, Program Managers and TSS'Ss to make adjustments to countermeasures development or implementation. It also shows whether or not programs and individual projects are accomplishing their intended results and if one program is more or less effective than another.

### Approve Annual Report

The Annual Report is submitted to NHTSA for review and approval.





## eGrants: Using Technology to Support the Grant Process

### **Traffic Safety Grant Management**

#### *FY 2008 Initial Implementation*

In order to streamline the grant management process, TRF-TS procured an automated grants management solution. The Traffic Safety Electronic Grants Management System (eGrants) went live in January of 2007 at the beginning of the FY 2008 Grant Lifecycle. The original implementation included modules for the completion, submission, and scoring of traffic safety grant proposals. It also included modules for the completion, submission and approval of RFR's and PR's. It also included an automated interface with TxDOT FIMS for payments to subgrantees. TRF-TS continues to enhance eGrants, as described below:

#### *FY 2009 Enhancements*

- ☒ *Multi-Year Grant option*

#### *FY 2010 Enhancements*

- ☒ *Implement Project Grading*
- ☒ *Enhance the 3-year grant process (formerly Multi-Year grants)*
- ☒ *Incorporate All "Buckle Up Texas" Functionality*

#### *FY 2011 Enhancements*

- ☒ *Implement a new eGrants User Interface – Implemented May 16, 2011.*

#### *FY 2012 Enhancements*

- ☐ *Implement a new user functionality to improve the scoring process.*

## FY 2012 HSPP PLANNING CALENDAR

The following schedule shows the major activities, tasks, delivery dates, deliverables and responsible parties for the Planning and Grant Development phases of the Traffic Safety Grant Lifecycle.

#	Activity / Task	Delivery Date	Deliverable	Responsible Party
<b>1</b>	<b>Conduct Performance Planning</b>	<b>12/15/10</b>	<ul style="list-style-type: none"> <li>FY 2012 Performance Plan</li> </ul>	<b>Program Planner</b>
<b>2</b>	<b>Develop RFP</b>	<b>02/04/11</b>	<ul style="list-style-type: none"> <li>FY 2012 RFP</li> </ul>	<b>Policy &amp; Procedures Coordinator / Program Planner</b>
	Create RFP Document(s) & Instructions	12/01/2010	<ul style="list-style-type: none"> <li>RFP Document(s) &amp; Instructions</li> <li>RFP Texas Registry Announcement</li> </ul>	Policy & Procedures Coordinator
	Create Proposal Templates in eGrants	01/01/2011	<ul style="list-style-type: none"> <li>eGrants Proposal Templates</li> </ul>	eGrants Team
	Post RFP (on Texas Register)	02/04/2011	<ul style="list-style-type: none"> <li>Posted RFP Announcement</li> <li>RFP &amp; Instructions</li> </ul>	Program Planner; TxDOT General Counsel (OGC)
	Open Proposals on eGrants	02/04/2011	<ul style="list-style-type: none"> <li>eGrants 2012 Proposal Forms</li> </ul>	eGrants Team
<b>3</b>	<b>Conduct RFP</b>	<b>07/06/11</b>	<ul style="list-style-type: none"> <li>Completed Proposals</li> </ul>	<b>Program Planner</b>
	Apply for Grants	03/11/11	<ul style="list-style-type: none"> <li>FY 2012 Completed Proposals</li> </ul>	Potential Subgrantees
	Score Proposals	04/18/11	<ul style="list-style-type: none"> <li>FY 2012 Proposal Score Results</li> </ul>	TxDOT TRF Scoring Team
	Conduct Proposal Negotiations	07/06/11	<ul style="list-style-type: none"> <li>Modified Proposals</li> </ul>	Potential Subgrantees
<b>4</b>	<b>Approve Funding</b>	<b>08/25/11</b>	<ul style="list-style-type: none"> <li>Approved Project List &amp; Funding</li> </ul>	<b>Program Planner</b>
	Develop Project List	07/18/11	<ul style="list-style-type: none"> <li>Approved Project List</li> </ul>	Planner
	Develop Funding List and Minute Order	08/25/11	<ul style="list-style-type: none"> <li>Funding List and Minute Order for Commission</li> </ul>	Planner
	Approve Funding	08/25/11	<ul style="list-style-type: none"> <li>Approved Funding List</li> </ul>	TRF Division Director; Texas Transportation Commission
<b>5</b>	<b>Develop the HSPP</b>	<b>10/01/11</b>	<ul style="list-style-type: none"> <li>FY 2012 Texas Highway Safety Performance Plan</li> </ul>	<b>Program Planner</b>
	Draft HSPP Document	08/01/11	<ul style="list-style-type: none"> <li>HSPP Draft</li> </ul>	Program Planner
	Review HSPP	08/31/11	<ul style="list-style-type: none"> <li>HSPP Comments &amp; Revisions</li> </ul>	TRF-TS; TRF Division Director; NHTSA
	Submit HSPP to NHTSA	09/01/11	<ul style="list-style-type: none"> <li>Final HSPP</li> </ul>	TRF Division Director
	Approve HSPP	09/18/11	<ul style="list-style-type: none"> <li>Approved HSPP</li> </ul>	NHTSA
	Publish HSPP	10/01/11	<ul style="list-style-type: none"> <li>Published HSPP</li> </ul>	TRF-TS
<b>6</b>	<b>Award Grants</b>	<b>10/01/11</b>	<ul style="list-style-type: none"> <li>Executed Grant Agreements</li> </ul>	<b>TRF-TS Section Director</b>
	Create Grant Agreements	10/01/11	<ul style="list-style-type: none"> <li>Grant Agreements</li> </ul>	eGrants Team
	Sign & Submit Grant Agreements	10/01/11	<ul style="list-style-type: none"> <li>Signed/Submitted Grant Agreements</li> </ul>	Selected Subgrantees
	Execute Grant Agreements	10/01/11	<ul style="list-style-type: none"> <li>Executed Grant Agreements</li> </ul>	TRF Division Director; District Engineers
	Activate Grants in eGrants	10/01/11	<ul style="list-style-type: none"> <li>Activated Grants</li> </ul>	eGrants Team

## EXECUTIVE SUMMARY

TxDOT's FY 2012 budget of approximately **\$139,300,000 million** will fund an estimated **326** projects during the year. Several program highlights include:

- Texas will implement activities in support of national highway safety goals to reduce motor vehicle related fatalities that also reflect the primary data-related crash factors within the State as identified by the State highway safety planning process, including: National law enforcement mobilizations and sustained enforcement of statutes addressing impaired driving, occupant protection, and driving in excess of posted speed limits.
- Texas will continue to focus on alcohol-related fatalities which continue to be a problem in Texas. NHTSA's Fatality Analysis Reporting System (FARS) reports **1,235 fatalities** in crashes involving a driver or motorcycle operator with a BAC of .08 or above in Texas during 2009.
- Statewide surveys show that safety belt use by drivers and front seat passengers was at **93.68%** in 2011. Texas children ages 0-4 years were restrained **89.5%** in 2011. Texas will continue efforts to increase occupant restraint use in all passenger vehicle and trucks for driver and front seat passengers to **94.0%**, for children ages 5-16 to **70.0%**, and to achieve occupant restraint use for children ages 0-4 at **90.0%** or higher.
- Texas will continue to focus on motorcycle safety through motorcycle safety training, public awareness, public service announcements, and other outreach programs to enhance driver awareness of motorcyclist, such as the "share-the-road" safety messages developed using Share-the-Road model language. In 2012, Texas will dedicate approximately **\$800,000** for two motorcycle focused public awareness campaigns.
- Texas will continue to develop and implement the statewide data system Crash Records Information System (CRIS) which will provide timely and effective data analysis to support allocation of highway safety resources. This includes the development and implementation of a Crash Reporting and Analysis for Safer Highways (CRASH) component of CRIS which will allow the local law enforcement community to submit crash reports electronically via the public internet. CRASH has built in real-time data checks and business rules to increase the accuracy. CRASH simplifies the data entry process by prompting the user through a series of menus and options.
- TxDOT will continue to enhance eGrants to simplify the grant process for potential and current subgrantees.

## Legislative Issues

In January 2011, the 82<sup>nd</sup> Texas Legislature convened and considered approximately 1,600 bills related to TxDOT. The following is a description of bills related to traffic safety that were signed into law. The text, history, and status of all bills are available at: <http://www.capitol.state.tx.us/>.

### Night-time, Truck, and 75 MPH Speed Limits

#### House Bill 1353

- *This bill allows the Transportation Commission to establish 75 mph speed limits on a portion of the state highway system if found reasonable and safe through an engineering study.*
- *In addition, HB 1353 eliminates all nighttime and truck speed limits.*

*Effective Date: September 1, 2011*

### Memorial Sign Program Posting Period

#### House Bill 1486

- *This bill increases the length of time for which a sign for the victims of impaired driving may be posted under the Memorial Sign Program to two years from one year as authorized in current law.*

*Effective Date: June 17, 2011*

### Wireless Communications Bans

#### House Bill 1899

- *This bill removes the requirement that a political subdivision post signs in school zones related to a wireless communication ban if the political subdivision has a jurisdiction-wide ban. Instead, the political subdivision is required to post signs at each highway that enters the jurisdiction and on any dynamic message signs it operates to inform vehicle operators of the prohibition on the use of a wireless communication device while operating a vehicle.*
- *The bill also requires a political subdivision to pay the costs associated with posting signs at highway entrances and on dynamic message signs*

*Effective Date: September 1, 2011*

### Mike Grove Motorcycle Fatality Awareness Act

#### House Bill 2469

- *HB 2469, the Mike Grove Motorcycle Fatality Awareness Act, creates a Motorcycle Memorial Sign Program, which will operate similarly to the department's existing Memorial Sign Program for victims of impaired drivers.*
- *A person may request that a sign be posted under this program by filling out an application form and submitting a fee to the department in an amount determined to cover the costs of installing the memorial sign.*
- *A sign may remain in place for one year. At the end of the one-year period, the department may release the sign to the applicant, unless it is damaged. In a case that the sign is damaged, the department is required to remove it, unless less than one year has passed from the posting of the original sign and a person submits a written request and a replacement fee.*

- *TxDOT is responsible for replacing a sign that is damaged as a result of the department's negligence.*

*Effective Date: June 17, 2011*

Certain Court Costs Associated with the offense of Failing to Secure a Child Passenger in a Motor Vehicle (Special Session)

Senate Bill 1, First Called Session, Article 69

- *Repeals the .15 cent court cost established during by the 81st Legislature for child safety seat offenses.*

*Effective Date: July 19, 2011*

## ***Section Three***

# PERFORMANCE PLAN

## OVERVIEW

This Performance Plan contains the goals, strategies, performance measures and objectives Texas has set for fiscal year 2012. It is provided as part of the State of Texas' application for FY 2012 federal highway safety funds. Consistent with the requirements for the application for these funds, the FY 2012 Performance Plan contains:

## DEVELOPING THE PERFORMANCE PLAN

### Step 1: Problem Identification

The most recent strategic planning session occurred October thru December of 2010 for the period FY 2012 - FY 2016. The session re-evaluated the program areas, goals, strategies and reviewed the Traffic Safety Program's mission statement. TxDOT TRF-TS sought public comments by posting a Request for Comments on the Texas Register and sending e-mail notifications to all registered users of the eGrants system. Comments were received from traffic safety and engineering professionals from the TRF at TxDOT headquarters, TxDOT district traffic safety specialists, NHTSA Region 6, representatives from Texas Transportation Institute, San Antonio Metropolitan Planning Organization, Texas Education Agency, Law Enforcement Mobile Video Institute, Texas Tech University, and Texas Center for the Judiciary. As an outgrowth of the strategic planning process, Texas developed 19 specific goals for the traffic safety program, 70 specific strategies, and 39 specific performance measures. Objectives have been established for all 39 performance measures for 2012.

In addition, the following agencies and organizations assisted TxDOT in completing an alcohol self-assessment as a state that identified strategies needed to address impaired driving problems in Texas. These agencies included the following: Texas District and County Attorney's Association, Texas Center for the Judiciary, Texas Department of Criminal Justice (TDCJ), TxDPS, NHTSA Region 6, Texas Alcoholic Beverage Commission, DSHS-Community Mental Health and Substance Abuse and Environmental Epidemiology and Injury, Higher Education Center for Alcohol and Drug Prevention, MADD, Brazos County, Sam Houston State University, TTI, Sherry Matthews Advocacy Marketing, Texas Education Agency, University of Texas Health Science Center at San Antonio, Texas A&M University-Center for Alcohol/Drug Education, Texas Municipal Police Association, Texans Standing Tall, and Texas Commission on Law Enforcement Officer Standards and Education (TCLEOSE).

### ***Problems Needing Special Emphasis***

The bulleted list below includes the problems identified by Texas as areas needing special emphasis in order to improve traffic safety and decrease injuries and fatalities. Following this list is a description of the process used to identify the traffic safety problems Texas faces on the roadways. Additional Texas data can be found on the charts included in this plan.

- Overall – In 2009, there were 3,071 traffic fatalities (FARS) and 59,164 serious injuries in traffic crashes (CRIS).
- Impaired Driving – There were 1,235 alcohol related fatalities in 2009 (FARS) in Texas. Texas ranks 9<sup>th</sup> in the nation for the number of alcohol related fatalities per 100 million vehicle miles traveled. Texas is now be classified as a high fatality state eligible for additional Section 410 funding.
- Safety Belts – Safety belt usage reached 93.68% in 2011 (TTI statewide survey) for front seat drivers and passengers. Children are restrained at a much lower rate than adults. Usage for children ages 0-4 was 89.5% in 2011 (TTI Survey of Child Restraint Use in Fourteen Texas Cities). The lowest usage rate was for children ages 5-16, with a 68.2% usage rate in 2011 (TTI School age Children Survey in eighteen Texas Cities).

- Motorcycles – Of the 426 motorcyclist fatalities in 2009 (FARS), 275 (65%) were not wearing a helmet.
- Speeding – Of the 3,071 crash fatalities in 2009, 1,228 (40%) were speeding-related (FARS).

### ***Emerging Issues***

The issue of distracted driving is in the news on a state, local, and national level at this time. At the forefront of this issue is the use of mobile communication devices such as cell phones, personal digital assistants (PDA) or Smartphones. The use of these devices while driving, including talking, dialing, texting and e-mailing is becoming more prevalent. The task of driving requires full attention and focus. In some cases even one or two seconds can make the difference in avoiding a crash. The following is a list of contributing factors and the number of crashes in 2009 as reported in CRIS:

- Distraction in Vehicle – 1,333 Fatal Serious Injury Crashes
- Cell/Mobile Phone Use – 41 Fatal Crashes and 545 Serious Injury Crashes
- Driver Inattention – 343 Fatal Crashes and 11,489 Serious Injury Crashes

### ***Data Sources***

A variety of data originating from multiple sources is used to assist in problem identification and project and program evaluation. The majority of the data used for problem identification originates from the Department of Transportation's Crash File, which in turn, derives from individual Texas Peace Officers Accident Reports (Form ST-3). Crashes in the TxDOT file are classified as K, A, B or C-level crashes, so named to correspond to the most severe injury resulting from the crash as determined by the investigating officer:

K = at least one person was killed

A = incapacitating injury

B = non-incapacitating injury

C = the most severe injury sustained was a possible injury

Additional roadway inventory data developed and maintained by the TxDOT's Transportation Planning and Programming Division (TP&P) are merged with the crash and injury-related information, thereby allowing analyses relating to vehicle miles traveled and roadway-specific characteristics.

Additional crash data relating to specific location, driver, vehicle, and roadway characteristics, and other contributing factors are collected from the most recently available year's crash data records files compiled and maintained by the TxDOT. Other location-specific crash experience data are also collected at city and county levels. This enables projects to be developed that focus on specific local problem areas, e.g., over-representation of crash causative factors on a specific segment of roadway, different driver age groups, injuries per capita, alcohol, speed, etc. Safety belt and child passenger safety seat use data are obtained from local and statewide observational surveys. Health, injury and emergency response data are collected from the DSHS.

The Texas Crash Records Section (TCRS) continues to enhance the CRIS system. The CRIS data is used in a variety of ways to support problem identification at statewide and local levels by both TxDOT and by potential traffic safety program subgrantees. These range from fixed-format compilations of crash and injury information to special, customized analyses and evaluations directed toward identifying and quantifying specifically targeted local and statewide traffic safety problems. 2009 is the most recent annual crash data available. Year to date data is available as received and processed.



It must be recognized that because of minor differences in coding rules and data certification, FARS data and that reported directly from the Texas Crash File are not always in complete agreement. Each of the performance goal and trend graphical presentations contains a footnote identifying the sources of the data used for that figure. In addition, the glossary includes a definition/description of each of the performance measures used and the data sources tapped to generate them.

### ***Annual Tracking of Crash and Injury Trends***

Texas has presented a series of graphical representations of statewide crash experience trends, with five years data, in each Annual Report to NHTSA on the Texas Traffic Safety Program. These presentations provided a wide variety of crash and casualty information encompassing absolute numbers and mileage-based rates of both crashes and casualties by severity. Over the years, the specific data reported have evolved in response to changing traffic safety priorities at the national level and, at the state level, as a result of on-going internal planning efforts within TxDOT's TRF-TS and the formal strategic planning process initiated in 1997. The current measures tracked and reported annually are enumerated in [Table 1 - Goals, Strategies, Performance Measures and Objectives](#) below.

A key component of the problem identification process is vested in the proposal process for traffic safety funding by prospective traffic safety subgrantees and contractors. This is in addition to the analyses of crash data, tracking of local, state and national trends, application of relevant TxDOT and other research findings, etc. performed under the auspices of TRF.

For each fiscal year, a public announcement for traffic safety project proposals is published in the *Texas Register*. The importance of clear, concise and accurate problem identification, supported with factual crash documentation, is stressed in the requirements provided for potential grantees proposing projects as one of the most important aspects of project proposals. A strong problem identification description accurately defines the nature and magnitude of the specific problem or problems in terms of causes of fatalities, injuries, crashes and property damage. Sufficient source-identified, verifiable data must be provided to justify the traffic safety problem in order for a proposal to be considered. Project proposers also identify specific traffic safety problems through archived and especially collected data from, for example, community assessments, traffic analyses, local speed and occupant restraint use surveys, local law enforcement agencies and hospital and emergency room reports. The proposals must be specific about the site location (city, county, roadway section, statewide), population data, the target audience, and over or under-representations.

It is through analysis and synthesis of the data described above and the stringent requirements placed on potential subgrantees and contractors that the State's traffic safety problems are identified and prioritized for inclusion in the State's annual Highway Safety Performance Plan.

### ***State Demographics Analysis***

#### ***Geography***

Texas, the largest state in the contiguous United States, is bounded by Oklahoma (N); Arkansas (NE); Louisiana (E); the Gulf of Mexico (SE); Mexico, (SW); and New Mexico (W). North to south, Texas stretches 801 miles and the longest east-west distance is 773 miles. The state encompasses 261,797 square miles of land and 6,784 square miles of water.

#### ***Population***

Texas's population was 20,851,820 as per the 2000 Census. Texas's population was 25,145,561 as per the 2010 Census. The 2010 U.S. Census indicated that, 45.3 percent of the population was Anglo, 37.6 percent Hispanic, 11.8 percent Black, and 5.3 percent 'other' racial/ethnic groups. About 27.8 percent of the population is less than 18 years-old, 62.2 percent is 18-64, and 10 percent is 65 or older.

Texans live in 254 counties that range in the 2010 U.S. Census population from 82 (Loving) to 4,092,459 (Harris), and approximately 1,215 incorporated cities ranging from 35 (Impact Town) to 2,099,451 (Houston).

## Transportation

In 2009, there were 21.4 million registered vehicles in the state, including rental trailers, exempt vehicles and other special categories (TxDMV Vehicle Titles and Registration Division). Licensed drivers numbered 15,374,063 in 2009 (FHWA: Highway Statistics 2009). Of these, 6.3% (968,981) were under 21 years old (with more than 226,739 under 18) and 13.2% were 65 or older (2,026,136).

There are approximately 80,067 centerline miles of state-maintained roadways, including 3,233 miles of Interstate highways, 12,105 miles of US highways and 16,354 miles of Texas State highways. Another 40,969 miles on the state system are designated as Farm or Ranch to Market roads.

In addition to the state-maintained roads, there are approximately 226,000 miles of city and county-maintained streets and highways. While only 26 percent of roadways in Texas are state maintained, 74 percent of all vehicle miles traveled (VMT) occurs on state-maintained highways. In 2009, the average daily VMT on state maintained highways was 475.4 million miles.

The average daily VMT on all roadways in the state was 641 million miles. The average annual VMT on state-maintained highways was 230.5 billion miles; 230.5 billion on all state roadways (TxDOT – TP&P Division).

## STEP 2: SET PERFORMANCE GOALS

### Strategic Planning

Beginning with the traffic safety planning process for FY 97, the State initiated periodic, formal traffic safety strategic planning sessions. The most recent strategic planning session occurred October thru December of 2010 for the period FY 2012 - FY 2016. The session re-evaluated the program areas, goals, strategies and reviewed the Traffic Safety Program's mission statement. TxDOT TRF-TS sought public comments by posting a Request for Comments on the Texas Register and sending e-mail notifications to all registered users of the eGrants system. Comments were received from traffic safety and engineering professionals from the TRF at TxDOT headquarters, TxDOT district traffic safety specialists, NHTSA Region 6, representatives from Texas Transportation Institute, San Antonio Metropolitan Planning Organization, Texas Education Agency, Law Enforcement Mobile Video Institute, Texas Tech University, and Texas Center for the Judiciary. As an outgrowth of the strategic planning process, Texas developed 19 specific goals for the traffic safety program, 70 specific strategies, and 39 specific performance measures. Objectives have been established for all 39 performance measures for 2012. These Texas traffic safety goals, strategies, performance measures and objectives for 2012 are outlined in [Table 1 - Goals, Strategies, Performance Measures and Objectives below](#).

### Defining Objectives & Performance Measures

Objectives and performance measures were subsequently developed by TRF-TS to improve safety on Texas roadways and reduce the number of crashes, injuries and fatalities. These objectives and performance measures have been included in the FY 2012 Performance Plan. Several modifications and additions were made to the FY 2012 Plan. TRF-TS has also included the *Traffic Safety Performance Measures for States and Federal Agencies*, defined by NHTSA and the Governors Highway Safety Association (GHSA), as required by NHTSA. The following tables describe these performance measures, and provide a cross reference to TxDOT's measures:

### Types of Performance Measures

Type	Description
Core Outcome Measures	Used to set national and State goals, allocate resources and measure overall progress (may include crashes, injuries, or fatalities, and may be presented as numbers, rates, percentages, or ratios).

<i>Behavioral Measures</i>	<i>Provide a link between specific activities and outcomes by assessing whether the activities have influenced behavior (may include observed behavior on the road such as direct observations of seat belt use or vehicle speed, or self-reported behavior, program awareness, and attitudes obtained through surveys).</i>
<i>Activity Measures</i>	<i>Document program implementation and measure specific actions taken to reduce crashes, injuries and fatalities (a variety of actions taken by law enforcement, courts, media, education, and others).</i>
<i>Survey</i>	<i>Periodic surveys to track driver attitudes and awareness concerning impaired driving, seat belt use, and speeding issues.</i>

**Performance Measure Description and Cross-Reference**

NHTSA Perf. Measure	Description	Data Source	TxDOT Perf. Measure #	Figure #
<b>Core Outcome Measures</b>				
C-1	Number of traffic fatalities (3-year or 5-year moving averages)	FARS	4	3
C-2	Number of serious injuries in traffic crashes	CRIS	5	4
C-3	Fatalities/VMT (including rural, urban, and total fatalities)	FARS, FHWA	1,2,3	1,2
C-4	Number of unrestrained passenger vehicle occupant fatalities, all seat positions	FARS	21	12
C-5	Number of fatalities in crashes involving a driver or motorcycle operator with a blood alcohol concentration of .08 g/dL or higher	FARS	10	7
C-6	Number of speeding-related fatalities	FARS	28	17
C-7	Number of motorcyclist fatalities	FARS	14	9
C-8	Number of un-helmeted motorcyclist fatalities	FARS	15	9
C-9	Number of drivers 20 or younger involved in fatal crashes	FARS	6	5
C-10	Number of pedestrian fatalities	FARS	22	13
<b>Behavioral Measures</b>				
B-1	Observed seat belt use for passenger vehicles, front seat outboard occupants	Survey	18	11
<b>Activity Measures</b>				
A-1	Number of seat belt citations issued during grant-funded enforcement activities	eGrants	17	N/A
A-2	Number of impaired-driving arrests made during grant-funded enforcement activities	eGrants	11	N/A
A-3	Number of speeding citations issued during grant-funded enforcement activities	eGrants	27	N/A
<b>Survey</b>				
Survey-1	Driver attitudes and awareness concerning impaired driving, seat belt use, and speeding issues	Survey	32	N/A

*Note: The information in this table is taken from NHTSA's Traffic Tech publication number 371, April 2009, entitled Traffic Safety Performance Measures for States and Federal Agencies.*

As a result of these changes, the thirty-nine performance measures enumerated in [Table 1 - Goals, Strategies, Performance Measures and Objectives](#) below have been established to track progress on the fourteen traffic safety goals.

The FY12 HSPP will be sent to the Governor's Texas Review and Comment System (TRACS). Additionally, the HSPP will be sent to TRF-TS PM's and TSS's, TRF Administration as well as the NHTSA Region 6 Office, Federal Highway Administration (FHWA) and Federal Motor Carrier Safety Agency (FMCSA).

Table 1. Goals, Strategies, Performance Measures and Objectives

Goals	Strategies	Performance Measures	Most Recent Status	2012 Objective
<b>Overall State Goal</b>				
To reduce the number of motor vehicle crashes, injuries and fatalities		1. Mileage Death Rate [NHTSA C-3]  2. Mileage Death Rate (FARS – Urban)  3. Mileage Death Rate (FARS – Rural)  4. Number of traffic fatalities (FARS) [NHTSA C-1]  5. Number of serious injuries in traffic crashes (CRIS) [NHTSA C-2]  6. Number of drivers age 20 or younger involved in fatal crashes (FARS) [NHTSA C-9]	1.35/100M VMT (2009 CRIS) 1.33/100M VMT (2009 FARS)  0.87/100 M VMT (2009 FARS)  2.43/100M VMT ( 2009 FARS)  3,071 (2009 FARS)  80,244 serious injuries in traffic crashes (2009 CRIS)  528 drivers age 20 or younger involved in fatal crashes (2009 FARS)	1.34 fatalities per 100M VMT (CRIS) 1.32 fatalities per 100M VMT (FARS)  0.86/100 M VMT (FARS) in Urban areas (FARS)  2.19/100 M VMT in Rural areas (FARS)  3,000 traffic fatalities (FARS)  78,020 serious injuries in traffic crashes (CRIS)  510 drivers age 20 or younger involved in fatal crashes (FARS)

Table 1. Goals, Strategies, Performance Measures and Objectives

<b>Goals</b>	<b>Strategies</b>	<b>Performance Measures</b>	<b>Most Recent Status</b>	<b>2012 Objective</b>
<b>Planning and Administration Program Area – 01</b>				
To provide effective and efficient management of the Texas Traffic Safety Program	<p>Provide training and assistance for local and statewide traffic safety problem identification.</p> <p>Provide procedures and training on highway safety planning and project development.</p> <p>Ensure availability of program and project management training.</p> <p>Review and update program procedures as needed.</p> <p>Conduct periodic project monitoring and evaluation of traffic safety activities.</p> <p>Perform accurate accounting and efficient reimbursement processing.</p> <p>Maintain coordination of traffic safety efforts and provide technical assistance.</p> <p>Provide technical assistance and support for the Strategic Highway Safety Plan.</p>	<p>7. Publication of Traffic Safety Program deliverables including HSPP, response to Management Review, and Annual Report.</p> <p>8. Number of training sessions provided.</p>	<p>FY 2010 Annual Report</p> <p>FY 2011 Highway Safety Performance Plan</p> <p>FY 2011 Alcohol Program Assessment</p> <p>FY 2011 Office of Inspector General (OIG) Reviews</p> <p>FY 2011 Highway Safety Program Management Course</p> <p>eGrants Proposal Trainings</p>	<p>FY 2012 Annual Report</p> <p>FY 2012 Highway Safety Performance Plan</p> <p>NHTSA Impaired Driving Course</p> <p>Traffic Safety Staff Training</p> <p>FY 2012 Highway Safety Program Management Course</p> <p>eGrants Trainings</p>
<b>Alcohol and Other Drug Countermeasures Program Area – 02</b>				

Table 1. Goals, Strategies, Performance Measures and Objectives

<b>Goals</b>	<b>Strategies</b>	<b>Performance Measures</b>	<b>Most Recent Status</b>	<b>2012 Objective</b>
To reduce the number of alcohol impaired and driving under the influence of alcohol and other drug-related crashes, fatalities and injuries.	<p>Increase and sustain high visibility enforcement of DWI laws.</p> <p>Improve BAC testing and reporting to the State's crash records information system.</p> <p>Improve anti-DWI public information and education campaigns including appropriate bilingual campaigns.</p> <p>Increase the number of law enforcement task forces and coordinated enforcement campaigns.</p> <p>Increase training for anti-DWI advocates.</p> <p>Increase intervention efforts.</p> <p>Improve and increase training for law enforcement officers.</p> <p>Improve DWI processing procedures.</p> <p>Improve adjudication and processing of DWI cases through improved training for judges, administrative license revocation judges, prosecutors, and probation officers.</p> <p>Increase the use of warrants for mandatory blood draws.</p> <p>Educate the public and stakeholders on the use of interlock devices and other alcohol monitoring technologies for DWI offenders.</p>	<p>9. Number of DUI-related (alcohol or other drugs) KAB crashes (CRIS)</p> <p>10. Number of fatalities in crashes involving a driver or motorcycle operator with a BAC of .08 or above (FARS) [NHTSA C-5]</p> <p>11. Number of impaired-driving arrests made during grant funded enforcement activities (eGrants) [NHTSA A-2]</p>	<p>8,107 DUI-related (alcohol or other drugs) KAB crashes (2009 CRIS)</p> <p>1,235 fatalities involving a driver or motorcycle operator with a BAC of .08 or above (2009 FARS)</p> <p>9,934 impaired-driving arrests made during enforcement activities (2010 eGrants)</p>	<p>8,107 DUI-related (alcohol or other drugs) KAB crashes (CRIS)</p> <p>1,175 fatalities involving a driver or motorcycle operator with a BAC of .08 or above (FARS)</p> <p>NHTSA Activity Measure (No objective set)</p>
To reduce the number of DUI-related crashes where the driver is under age 21	<p>Improve education programs on alcohol and driving for youth.</p> <p>Increase enforcement of driving under the influence by minors laws.</p> <p>Increase public education and information, concentrating on youth age 5-13 and 14-20, including parent education on drinking.</p>	<p>12. Number of 16-20 year old DUI drivers (alcohol or other drugs) in KAB crashes per 100,000 16-20 year-olds (CRIS)</p>	<p>50.79 16-20 year old DUI drivers (alcohol or other drugs) in KAB crashes per 100,000 16-20 year-olds (2009 CRIS)</p>	<p>49.5 16-20 year old DUI drivers (alcohol or other drugs) in KAB crashes per 100,000 16-20 year-olds (CRIS)</p>

Table 1. Goals, Strategies, Performance Measures and Objectives

<b>Goals</b>	<b>Strategies</b>	<b>Performance Measures</b>	<b>Most Recent Status</b>	<b>2012 Objective</b>
<b>Emergency Medical Services Program Area – 03</b>				
To improve EMS care and support provided to motor vehicle trauma victims in rural and frontier areas of Texas.	<p>To increase the availability of EMS training in rural and frontier areas.</p> <p>Increase EMS involvement in local community safety efforts.</p>	13. Number of students trained in EMS classes	4,878 students trained in EMS classes (2010 eGrants)	1,100 students trained in EMS classes
<b>Motorcycle Safety Program Area – 04</b>				
To reduce the number of motorcyclist fatalities	<p>Improve public information and education on motorcycle safety, including the value of wearing a helmet.</p> <p>Improve public information and education on the value of not operating a motorcycle while under the influence of alcohol and/or other drugs.</p> <p>Increase public information and education on motorists' responsibility pertaining to motorcycle safety.</p> <p>Increase rider education and training.</p> <p>Improve education and awareness of motorcycle safety among law enforcement and EMS personnel, educators and state &amp; local traffic engineers.</p>	<p>14. Number of motorcyclist fatalities (FARS) [NHTSA C-7]</p> <p>15. Number of un-helmeted motorcyclist fatalities (FARS) [NHTSA C-8]</p> <p>16. Number of motorcyclist fatalities involving a motorcycle operator with a BAC of .08 or above (CRIS)</p>	<p>426 motorcyclist fatalities (2009 FARS)</p> <p>275 un-helmeted motorcyclist fatalities (2009 FARS)</p> <p>67 motorcycle operator fatalities with a BAC of .08 or above (2009 CRIS)</p>	<p>422 motorcyclist fatalities FARS)</p> <p>273 un-helmeted motorcyclists fatalities (FARS)</p> <p>67 motorcycle operator fatalities with a BAC of .08 or above (CRIS)</p>
<b>Occupant Protection Program Area – 05</b>				



Table 1. Goals, Strategies, Performance Measures and Objectives

<b>Goals</b>	<b>Strategies</b>	<b>Performance Measures</b>	<b>Most Recent Status</b>	<b>2012 Objective</b>
To increase occupant restraint use in all passenger vehicles and trucks	Sustain high visibility enforcement of occupant protection laws.	17. Number of seat belt citations issued during grant-funded enforcement activities (2009 eGrants) [NHTSA A-1]	111,632 safety belt citations (2010 eGrants)	NHTSA Activity Measure (No objective set)
	Increase public information and education campaigns.			
	Increase intervention efforts by healthcare professionals, teachers, and all safety advocates.	18. Driver and outboard front seat passenger restraint use [NHTSA B-1]	93.68 percent (2011 TTI)	94.0 percent (2012 TTI)
	Concentrate efforts on historically low use populations.	19. Safety belt use rate by children age 5-16	68.2 percent (2011 TTI)	70.0 percent (2012 TTI)
	Increase occupant protection education, training, and awareness of safety belt issues for law enforcement, judges and prosecutors.	20. Child passenger restraint use rate for children ages 0-4	89.5 percent (2011 TTI)	90.0 percent (2012 TTI)
	Increase training opportunities and retention of child passenger safety (CPS) technicians and instructors.	21. Number of unrestrained passenger vehicle occupant fatalities, all seat positions (FARS) [NHTSA C-4]	947 unrestrained passenger vehicle occupant fatalities, all seat positions (2009 FARS)	888 unrestrained passenger vehicle occupant fatalities, all seat positions (FARS)
	Increase EMS/fire department involvement in CPS fitting stations.			
	Maintain CPS seat distribution programs for low income families.			
<b>Pedestrian and Bicyclist Safety Program Area – 06</b>				

Table 1. Goals, Strategies, Performance Measures and Objectives

<b>Goals</b>	<b>Strategies</b>	<b>Performance Measures</b>	<b>Most Recent Status</b>	<b>2012 Objective</b>
To reduce the number of motor vehicle-related pedestrian and bicyclist fatalities	<p>Increase public information and education on motorists' responsibilities pertaining to pedestrian and bicyclist safety.</p> <p>Increase public information and education efforts on pedestrian and bicyclist safety.</p> <p>Improve "walkability" and "bikeability" of roads and streets.</p> <p>Improve data collection on pedestrian injuries and fatalities.</p> <p>Improve identification of problem areas for pedestrians</p>	<p>22. Number of pedestrian fatalities (FARS) [NHTSA C-10]</p> <p>23. Number of bicyclist fatalities (CRIS)</p>	<p>344 pedestrian fatalities (2009 FARS)</p> <p>48 bicyclist fatalities (2009 CRIS)</p>	<p>344 pedestrian fatalities (FARS)</p> <p>44 bicyclist fatalities (CRIS)</p>
<b>Police Traffic Services Program Area – 07</b>				
<p>To increase effective enforcement and adjudication of traffic safety-related laws to reduce fatal and serious injury crashes</p> <p>To reduce commercial motor vehicle crashes, injuries and fatalities involving vehicles with a Gross Vehicle Weight Rating (GVWR) of 10,000 pounds or greater</p>	<p>Increase public education and information campaigns regarding enforcement activities.</p> <p>Increase and sustain enforcement of traffic safety-related laws.</p> <p>Provide technical and managerial support to local law enforcement agencies and highway safety professionals.</p> <p>Increase and sustain high visibility enforcement of Intersection Traffic Control (ITC) laws.</p> <p>Increase public information and education on intersection related traffic issues.</p> <p>Increase public information and education on sharing the road with commercial motor vehicles (CMV).</p> <p>Increase enforcement of commercial motor vehicle speed limits.</p>	<p>24. Number of intersection and intersection-related KAB crashes (CRIS)</p> <p>25. Number of CMV (large truck) involved fatalities. All crashes involve at least one vehicle with a vehicle body type of "Semi-Trailer" or "Truck-Tractor" (CRIS)</p> <p>26. Number of CMV (large truck) involved: fatal crashes. All crashes involve at least one vehicle with a vehicle body type of "Semi-Trailer" or "Truck-Tractor" (CRIS)</p>	<p>25,874 intersection and intersection-related KAB crashes (2009 CRIS)</p> <p>260 fatalities in crashes involving motor vehicles with a body type of 'semi-trailer' or 'truck-tractor' (2009 CRIS)</p> <p>224 fatal crashes involving motor vehicles with a body type of 'semi-trailer' or 'truck-tractor' (2009 CRIS)</p>	<p>25,500 intersection and intersection-related KAB crashes (CRIS)</p> <p>260 fatalities for vehicles with a body type of 'semi-trailer' or 'truck-tractor' (CRIS)</p> <p>224 fatal crashes for motor vehicles with a body type of 'semi-trailer' or 'truck-tractor' (CRIS)</p>
<b>Speed Control Program Area – 08</b>				

Table 1. Goals, Strategies, Performance Measures and Objectives

<b>Goals</b>	<b>Strategies</b>	<b>Performance Measures</b>	<b>Most Recent Status</b>	<b>2012 Objective</b>
To reduce the number of speed-related fatal and serious injury crashes	Increase and sustain high visibility enforcement of speed-related laws. Provide community training on speed-related issues. Increase public information and education concerning speed-related issues.	27. Number of speeding related citations issued during grant-funded enforcement activities (2010 eGrants) [NHTSA A-3]  28. Number of speeding-related fatalities (FARS) [NHTSA C-6]	314,345 speed citations (2010 eGrants)  1,228 speeding-related fatalities (2009 FARS)	NHTSA Activity Measure (No objective set)  1,200 speeding-related fatalities (FARS)
<b>Traffic Records Program Area – 09</b>				
To improve the timeliness of, quality of, availability of, and linkages of records between crash data bases	Improve the intake, tracking, analysis and reporting of crash data. Improve the integration of traffic records between state agencies and local entities.	29. Days to report local crash data to CRIS after crash occurrence  30. Days for crash data to be accessible from Crash Records Information System (CRIS) after receiving report of crash from peace officer (CR-3)	Current average is 15 days as of Dec 2010 (TRF-CR)  Current average is 3 days as of Dec 2010 (TRF-CR)	Maintain the current average of 15 days.  Maintain the current average of 3 days
<b>Driver Education and Behavior Program Area – 10</b>				
To increase public knowledge, perception and understanding of driver education and traffic safety for all road users  To reduce the number of crashes and injuries related to distracted driving.	Develop and implement public information and education efforts on traffic safety issues.  Provide assistance to update the drivers' education curriculum and administrative standards.  Conduct and assist local, state and national traffic safety campaigns.  Implement and evaluate countermeasures to	31. Number of media impressions reached with traffic safety messages  32. Driver Attitudes and Awareness concerning impaired driving, seat belt use, and speeding issues (Survey – 1)	Over 1.1 billion media impressions reached with traffic safety messages (2010 Annual Report)  Conducted 1 survey in Summer 2011	Maintain 1.1 billion media impressions reached with traffic safety messages  Conduct at least 1 survey in Summer 2012

Table 1. Goals, Strategies, Performance Measures and Objectives

<b>Goals</b>	<b>Strategies</b>	<b>Performance Measures</b>	<b>Most Recent Status</b>	<b>2012 Objective</b>
	<p>reduce the incidence of distracted driving.</p> <p>Conduct public information and education campaigns related to distracted driving.</p> <p>Improve the recording of distracted driving as a contributing factor on crash reports.</p>	33. Number of Distracted Driving related KAB Crashes (CRIS)	12,643 distracted driving related KAB crashes (CRIS 2009)	12,643 distracted driving related KAB crashes (CRIS)
<b>Railroad / Highway Crossing Program Area – 11</b>				
To reduce KAB crashes at railroad/highway crossings	<p>Increase education of law enforcement concerning laws governing railroad/highway crossings.</p> <p>Increase public education and Information campaigns.</p>	34. Number of KAB crashes at railroad/highway crossings (CRIS)	158 KAB crashes at railroad/ highway crossings (2009 CRIS)	150 KAB crashes at railroad/highway crossings (CRIS)
<b>Roadway Safety Program Area – 12</b>				
<p>To reduce the number of traffic crashes, injuries, and fatalities in work zones per 100 million vehicle miles traveled</p> <p>To increase knowledge of roadway safety and current technologies among people involved in engineering, construction, and maintenance areas at both the state and local level</p>	<p>Increase public education and information on roadway safety.</p> <p>Provide traffic safety problem identification to local jurisdictions.</p> <p>Improve highway design and engineering through training.</p> <p>Provide training on roadway safety issues.</p>	<p>35. Number of serious injuries in work zones (CRIS)</p> <p>36. Number of fatalities in work zones (CRIS)</p> <p>37. Number of persons trained in roadway safety classes</p>	<p>2,729 serious injuries in work zones (2009 CRIS)</p> <p>108 fatalities in work zones (2009 CRIS)</p> <p>3,209 students in roadway safety classes (2010 Annual Report)</p>	<p>2,729 serious injuries in work zones (CRIS)</p> <p>105 fatalities in work zones (CRIS)</p> <p>3,200 students in roadway safety classes</p>

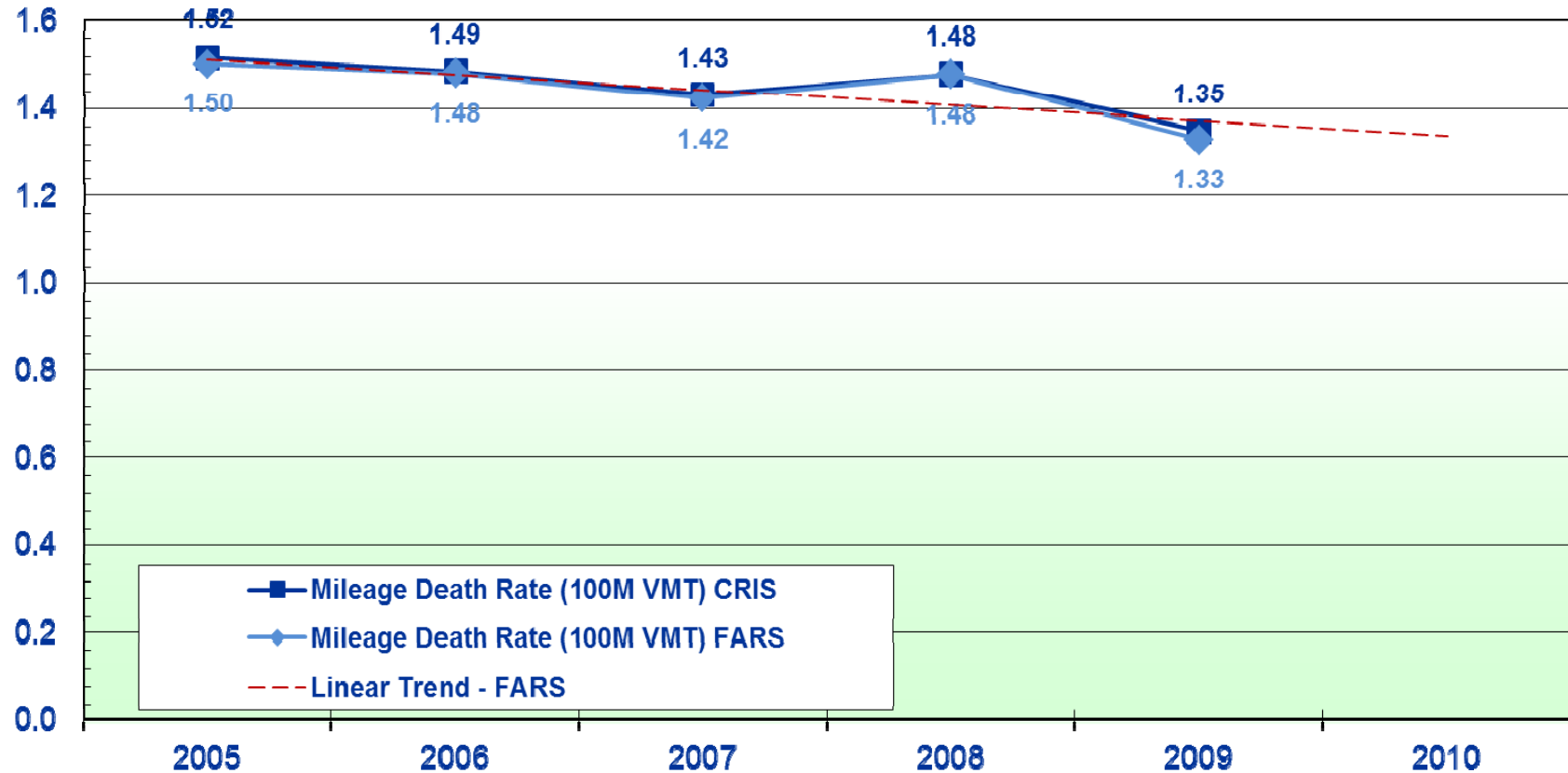
## Section Three: PERFORMANCE PLAN

Table 1. Goals, Strategies, Performance Measures and Objectives

<b>Goals</b>	<b>Strategies</b>	<b>Performance Measures</b>	<b>Most Recent Status</b>	<b>2012 Objective</b>
<b>Safe Communities Program Area -13</b>				
To establish integrated community traffic safety programs to prevent traffic-related fatalities and injuries	<p>Support the Safe Communities Coalitions.</p> <p>Support statewide the Texas Safe Community process by providing education, training, and coordination on how to initiate and conduct community based traffic safety programs and how communities can become designated as a Texas Safe community Coalition.</p>	38. Number of Safe Communities coalitions	14 coalitions (2010 Annual Report)	Achieve a minimum of 14 coalitions
<b>School Bus Program Area -14</b>				
To reduce School bus-related crashes, injuries and fatalities	<p>Provide safe school bus operation training for school bus drivers.</p> <p>Provide public information and education campaigns to promote safe motor vehicle operations around school buses.</p>	39. Number of school bus passenger fatalities per year on a five year average (FARS)	0.4 school bus passenger fatalities (2009 FARS)	0.4 school bus passenger fatalities (FARS)

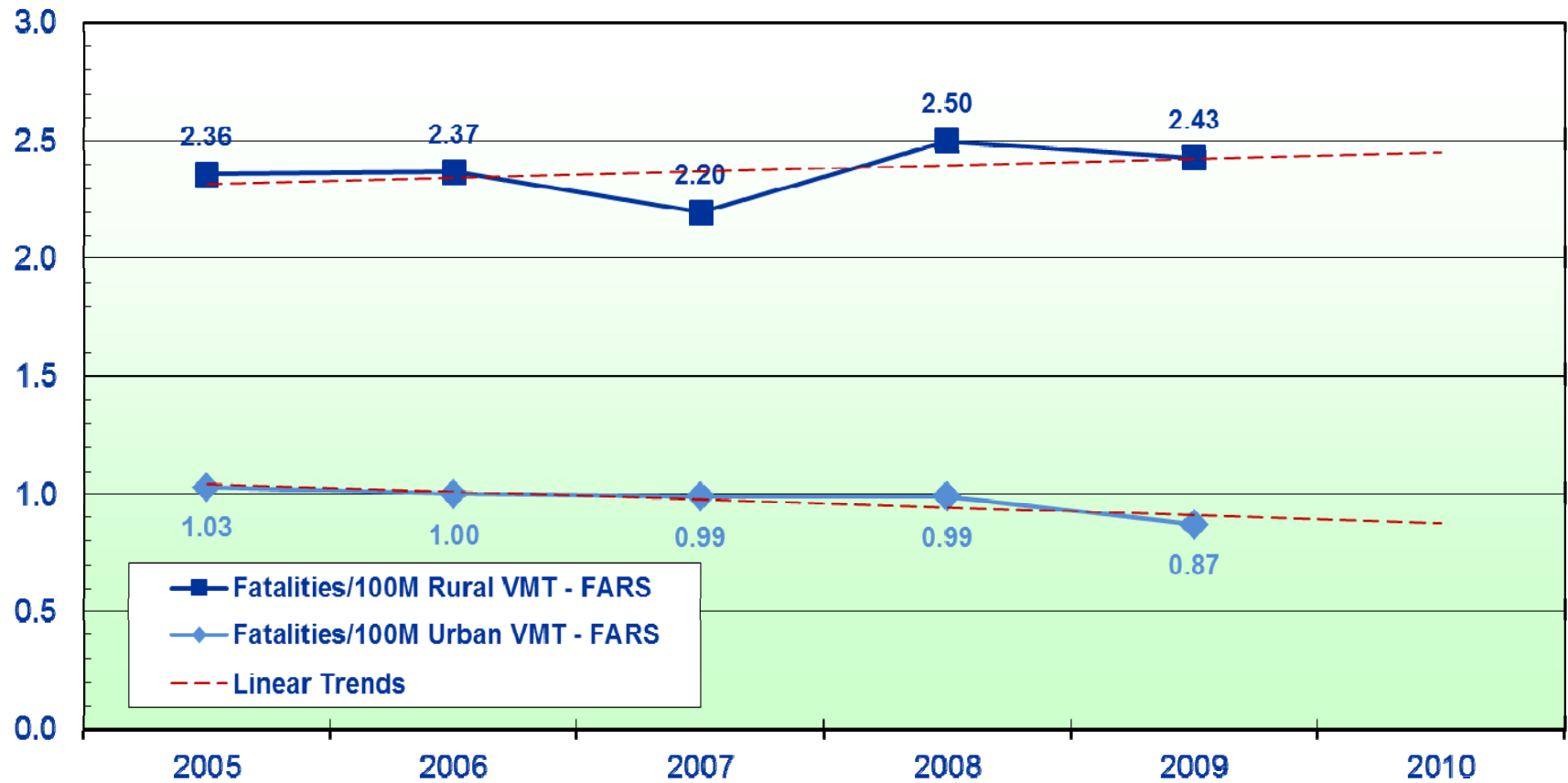
*Note: Performance Measures in which include a NHTSA number are the National Traffic Safety Performance Measures for States and Federal Agencies as defined by NHTSA. (Numbering: C = Core Outcome Measure, B=Behavioral Measures)*

Performance Measure: Mileage Death Rate

2012 Objective: 1.34 fatalities per 100M VMT (CRIS)  
1.32 fatalities per 100M VMT (FARS)**Figure 1. Performance Measure 1:  
Mileage Death Rate**

Data Sources: Fatalities: CRIS - August 8, 2011 CRIS Extract; FARS - Traffic Safety Facts Texas 2005-2009, NHTSA.  
VMT: CRIS - TxDOT Transportation Planning & Programming Division; FARS - Traffic Safety Facts Texas 2005-2009.

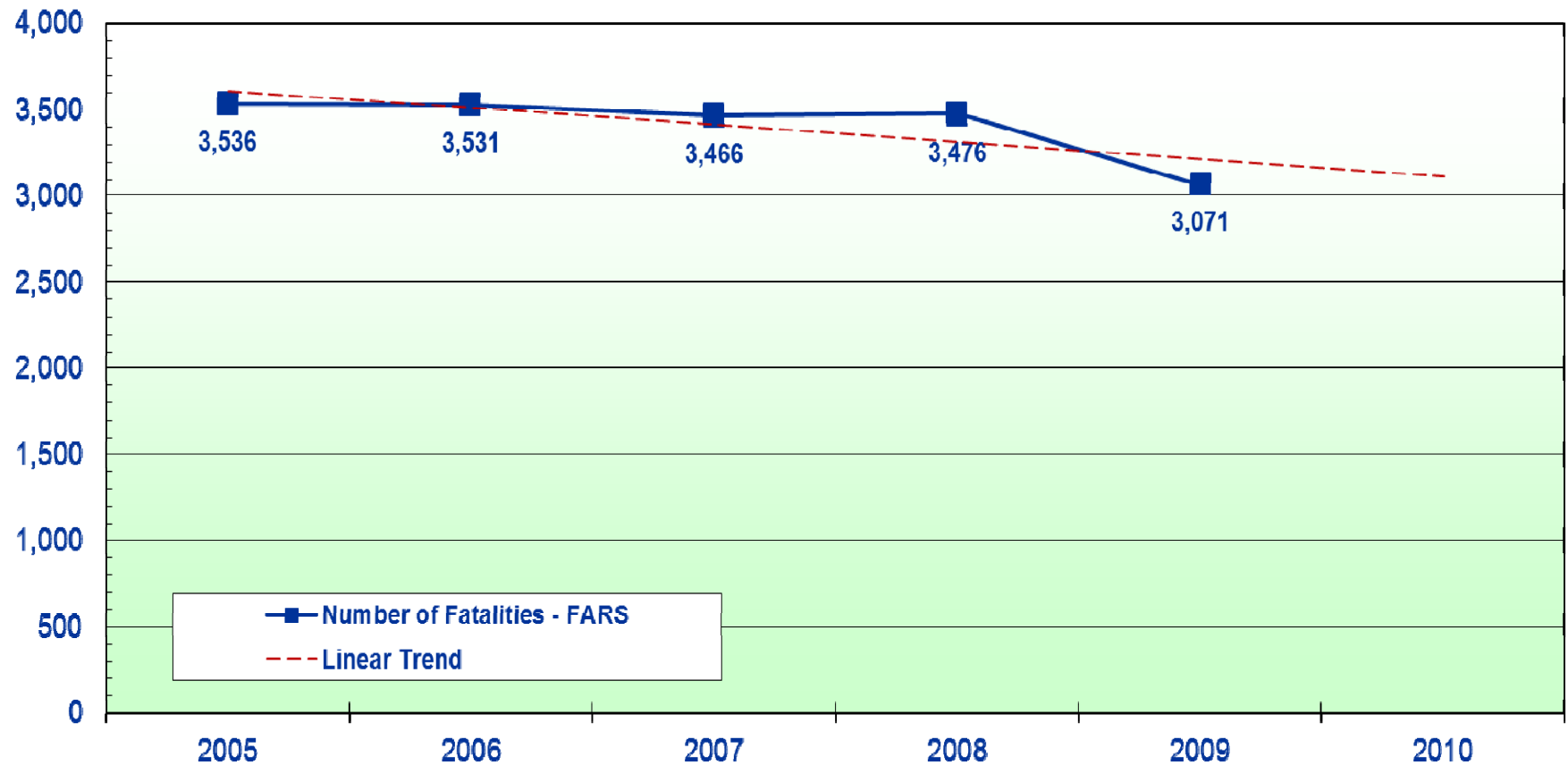
Performance Measures: Urban &amp; Rural Mileage Death Rates

2012 Objective: Urban - 0.86 fatalities per 100M VMT (FARS)  
Rural - 2.19 fatalities per 100M VMT (FARS)**Figure 2. Performance Measures 2 & 3:  
Urban & Rural Mileage Death Rates**

Data Sources: Traffic Safety Facts Texas 2005-2009, NHTSA.

Performance Measure: Number of Traffic Fatalities

2012 Objective: 3,000 traffic fatalities (FARS)

**Figure 3. Performance Measure 4:  
Number of Traffic Fatalities**

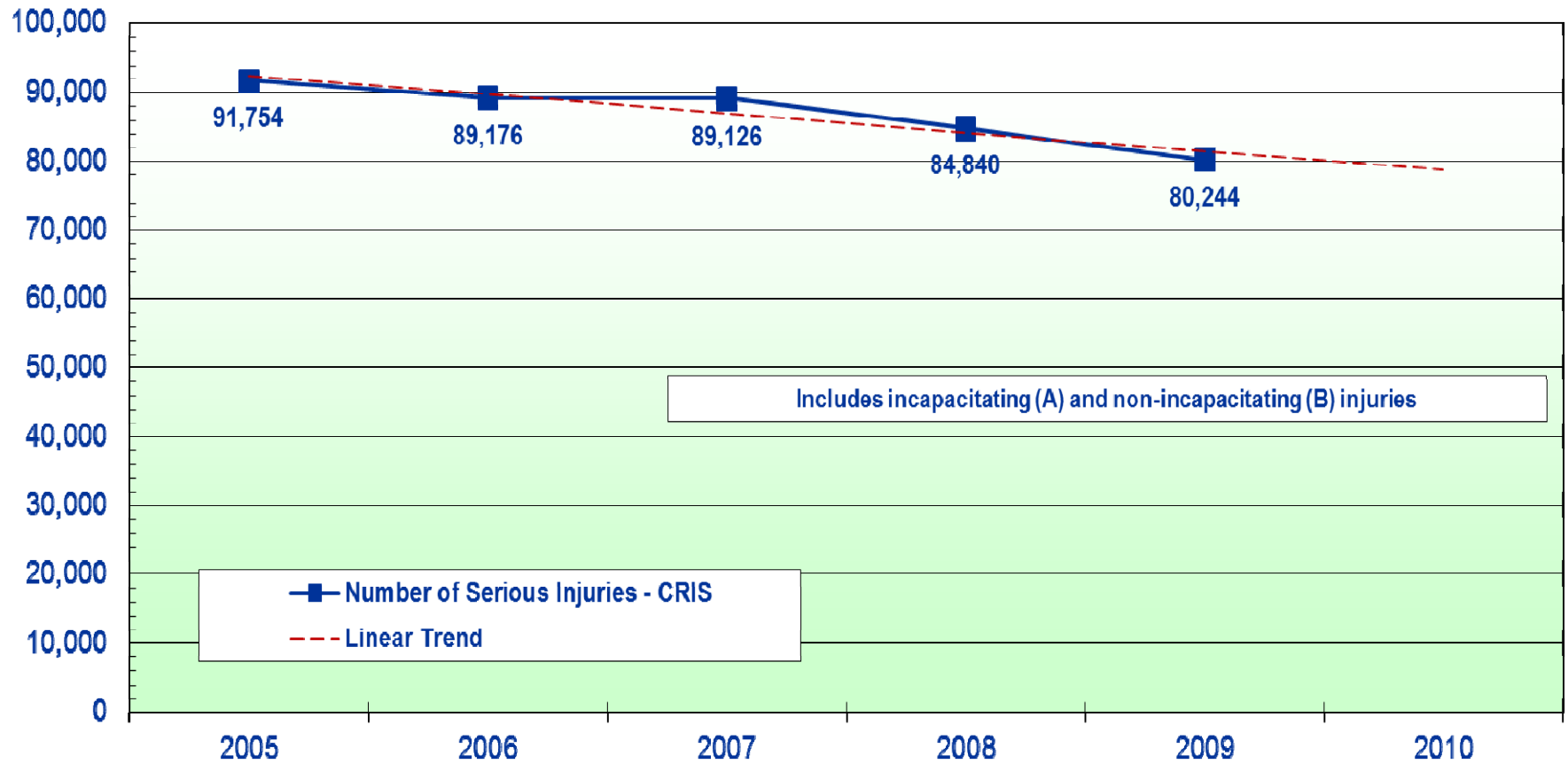
Data Sources: Traffic Safety Facts Texas 2005-2009, NHTSA.



Performance Measure: Number of Serious Injuries in Traffic Crashes

2012 Objective: 78,020 serious injuries (CRIS)

**Figure 4. Performance Measure 5:  
Number of Serious Injuries**

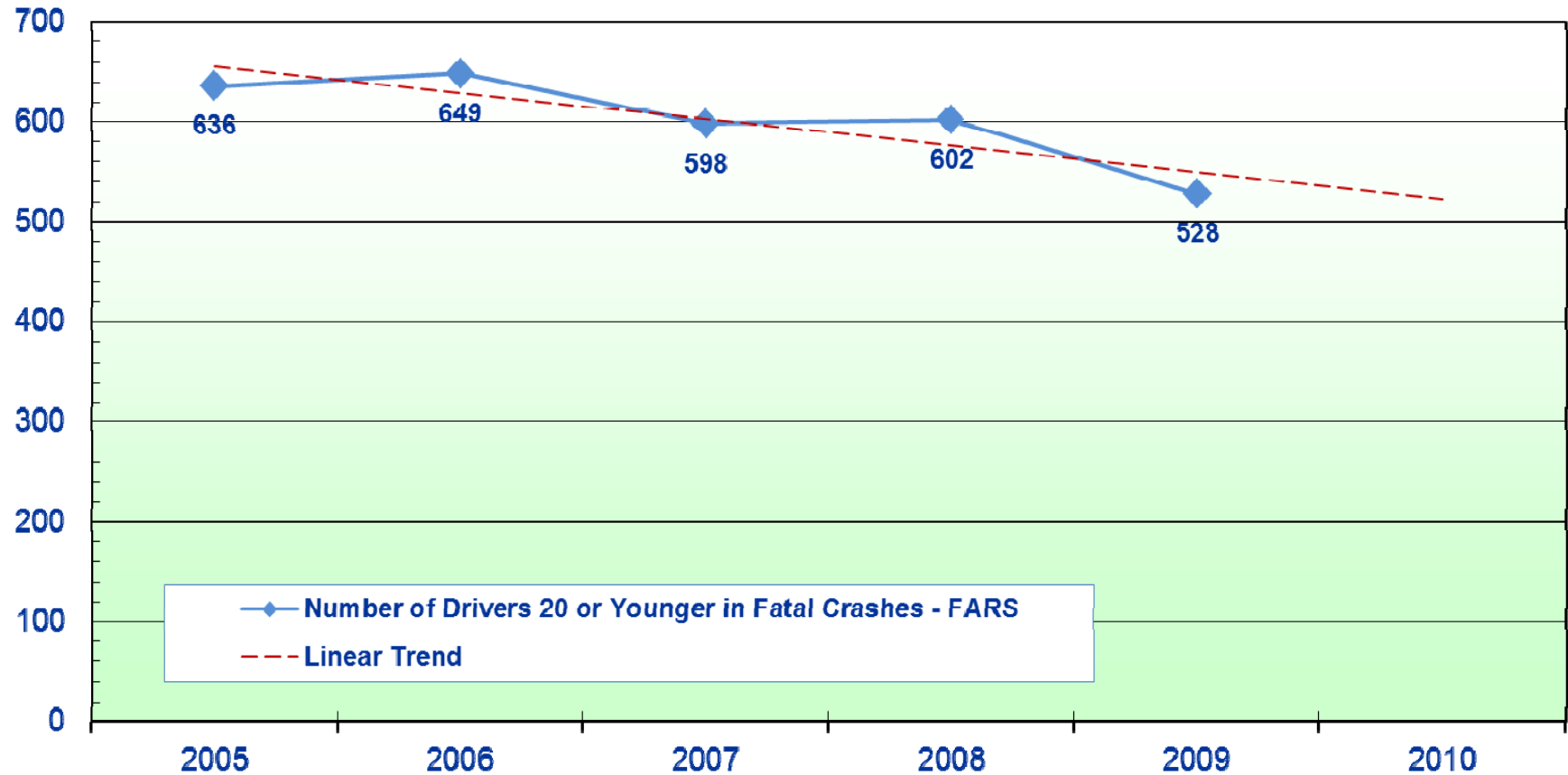


Data Source: CRIS: August 8, 2011 CRIS Extract.

Performance Measure: Number of Drivers 20 or Younger  
in Fatal Crashes

2012 Objective: 510 drivers  $\leq$  20 in fatal crashes (FARS)

**Figure 5. Performance Measure 6:  
Drivers 20 or Younger in Fatal Crashes**

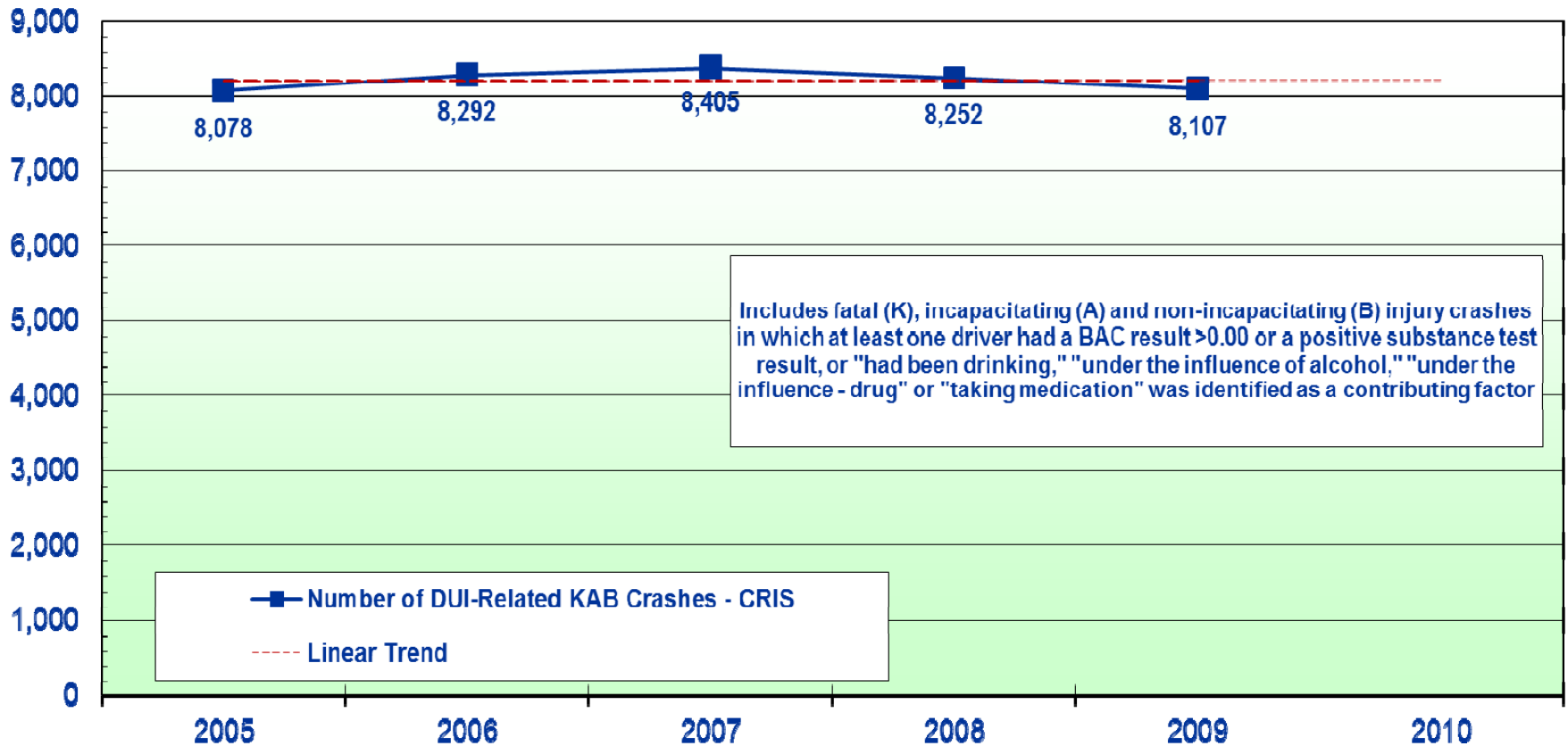


Data Sources: Traffic Safety Facts Texas 2005-2009, NHTSA.

Performance Measure: Number of DUI-Related KAB Crashes

2012 Objective: 8,107 DUI-related KAB crashes (CRIS)

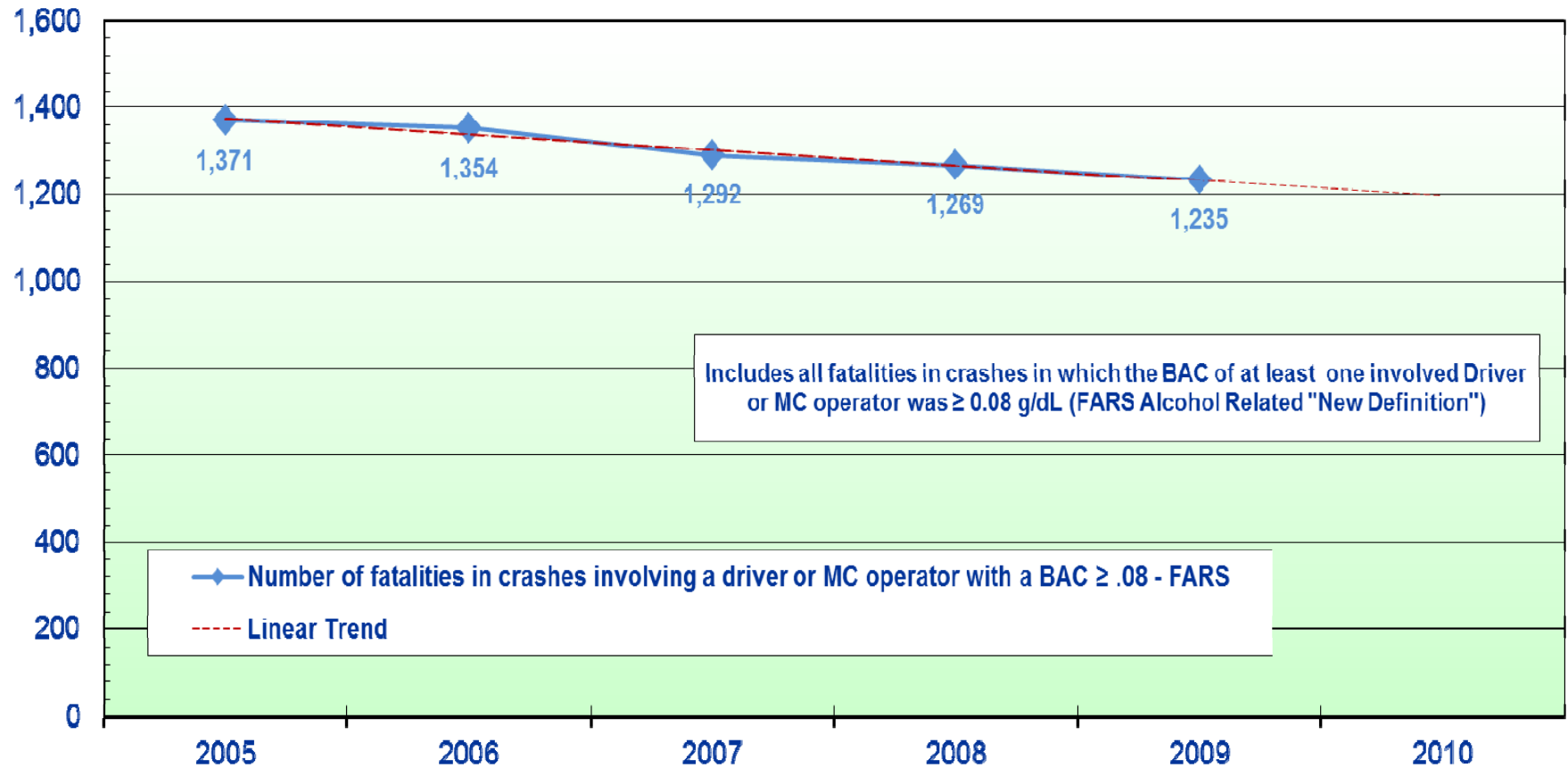
**Figure 6. Performance Measure 9:  
DUI-Related Fatal & Serious Crashes**



Data Sources: KAB Crashes CRIS: August 8, 2011 CRIS Extract.

Performance Measure: Number of Alcohol-Related Fatalities in Crashes Involving a Driver or MC Operator with BAC  $\geq$  .08      2012 Objective: 1,175 alcohol-related fatalities FARS)

**Figure 7. Performance Measure 10:  
"New Definition" Alcohol-Related Fatalities**

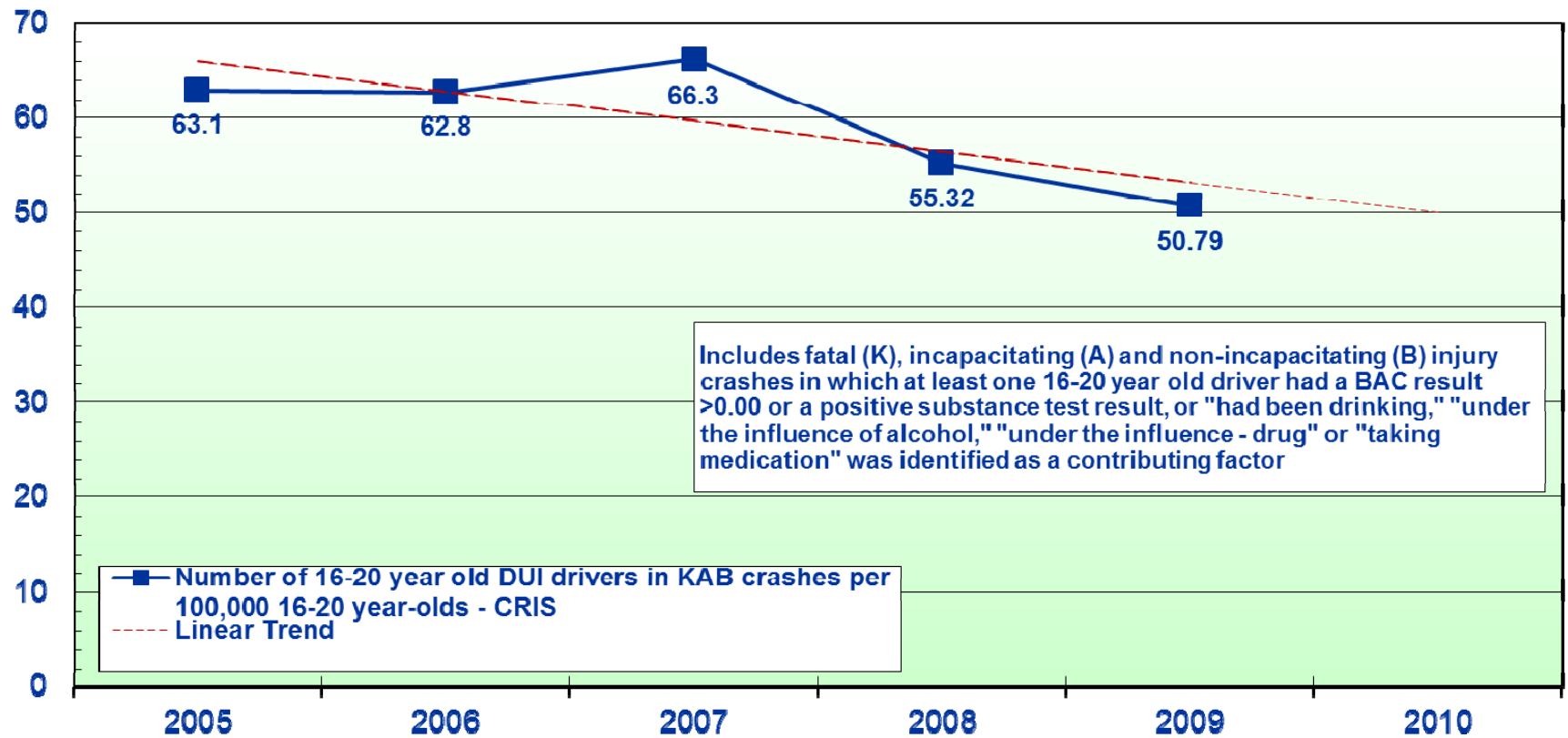


Data Sources: Traffic Safety Facts Texas 2005-2009, NHTSA.

Performance Measure: 16-20 Year Old DUI Drivers in Fatal and Serious Crashes per 100,000 16-20 Year-olds in Texas

2012 Objective: 49.5 DUI-related drivers in KAB crashes/ 100,000 16-20 year-olds (CRIS)

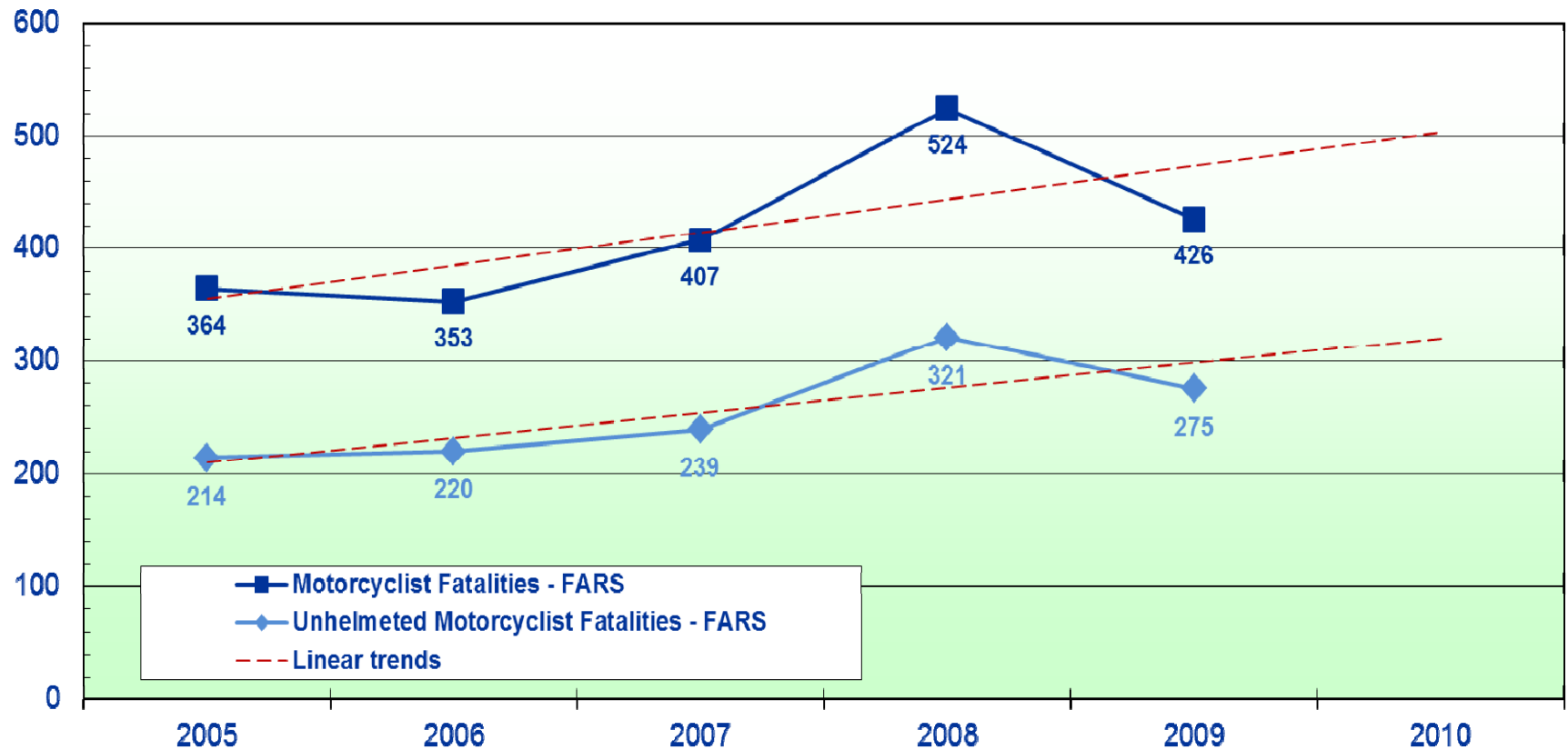
**Figure 8. Performance Measure 12  
Number of 16-20 year old DUI drivers in KAB crashes**



Data Sources: Fatal & serious crashes: CRIS – August 8, 2011 CRIS Extract.  
 16-20 year old population in Texas: U.S. Census Estimated.

Performance Measures: Number of Motorcyclist Fatalities and Number of Unhelmeted Motorcyclist Fatalities      2012 Objective: 422 motorcyclist fatalities (FARS)  
273 unhelmeted motorcyclist fatalities (FARS)

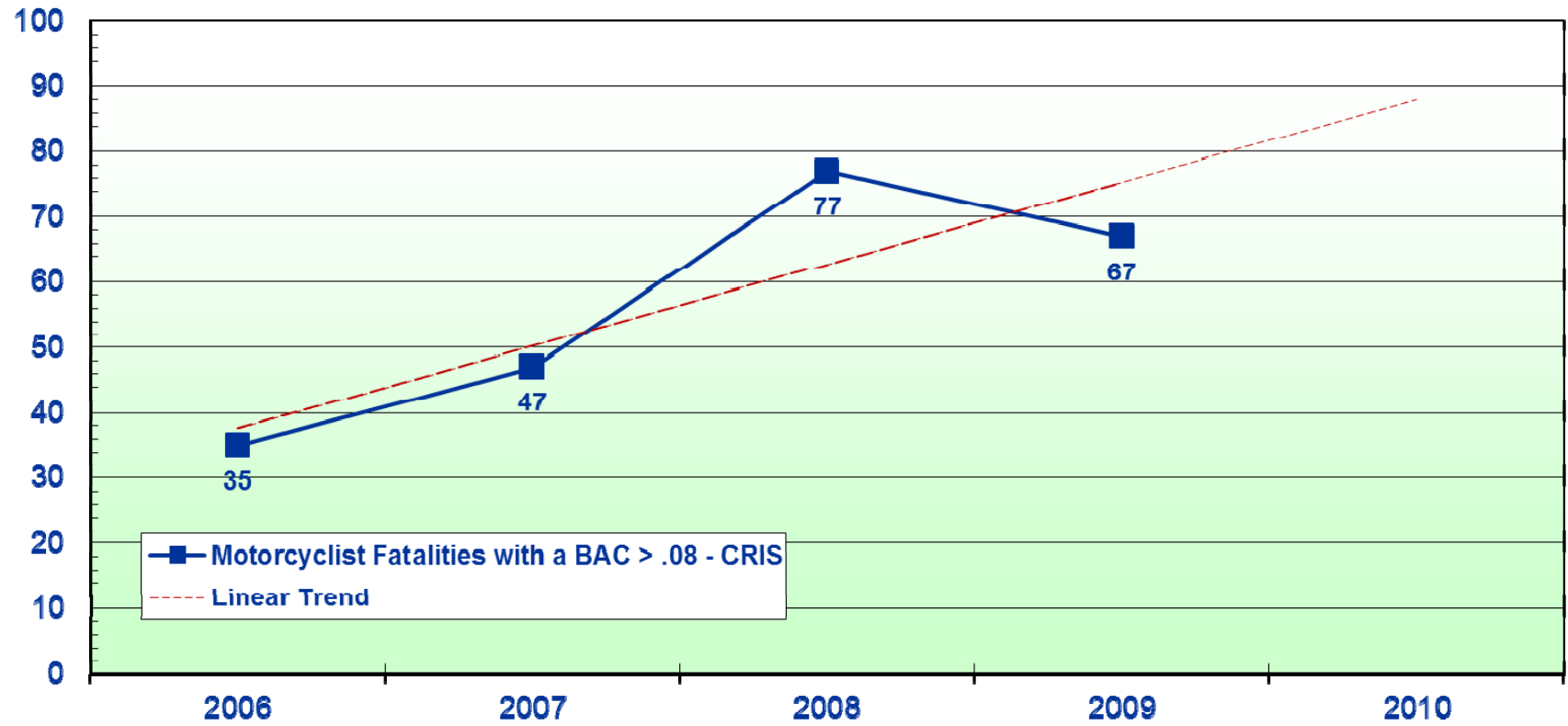
**Figure 9. Performance Measures 14 & 15:  
Motorcyclist Fatalities & Unhelmeted Motorcyclist Fatalities**



Data Sources: Traffic Safety Facts Texas 2005-2009, NHTSA.

Performance Measures: Number of motorcyclist fatalities involving a motorcycle operator with a BAC > .08      2012 Objective: 67 motorcycle operator fatalities with a BAC of .08 or above (CRIS)

**Figure 10. Performance Measures 16:  
Motorcyclist Fatalities with a BAC > .08**



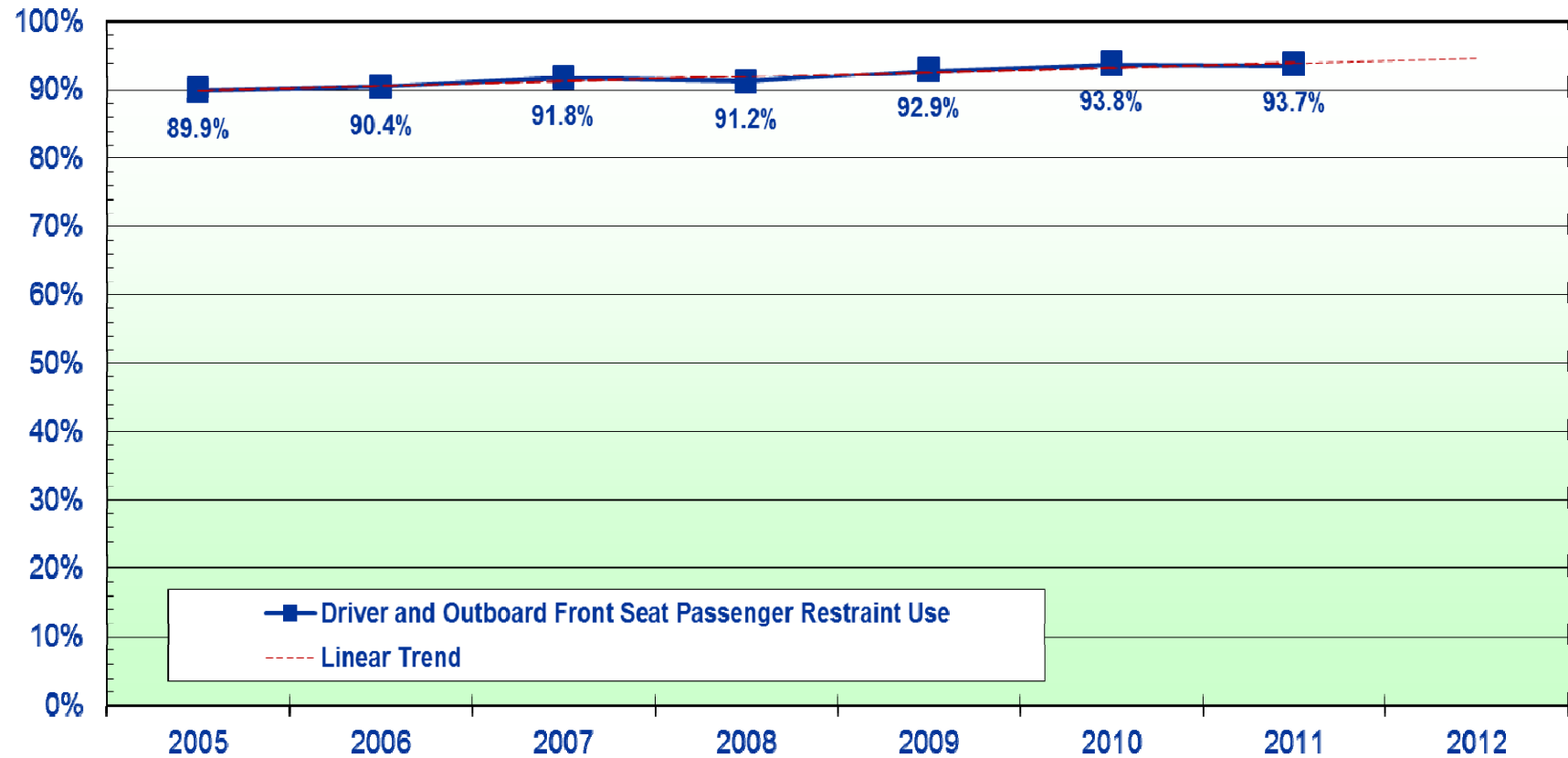
Data Sources: CRIS: August 8, 2011 CRIS Extract.



Performance Measure: Driver and Outboard Front Seat  
Passenger Restraint Use

2012 Objective: 94.0 percent restraint use  
(Observational Surveys)

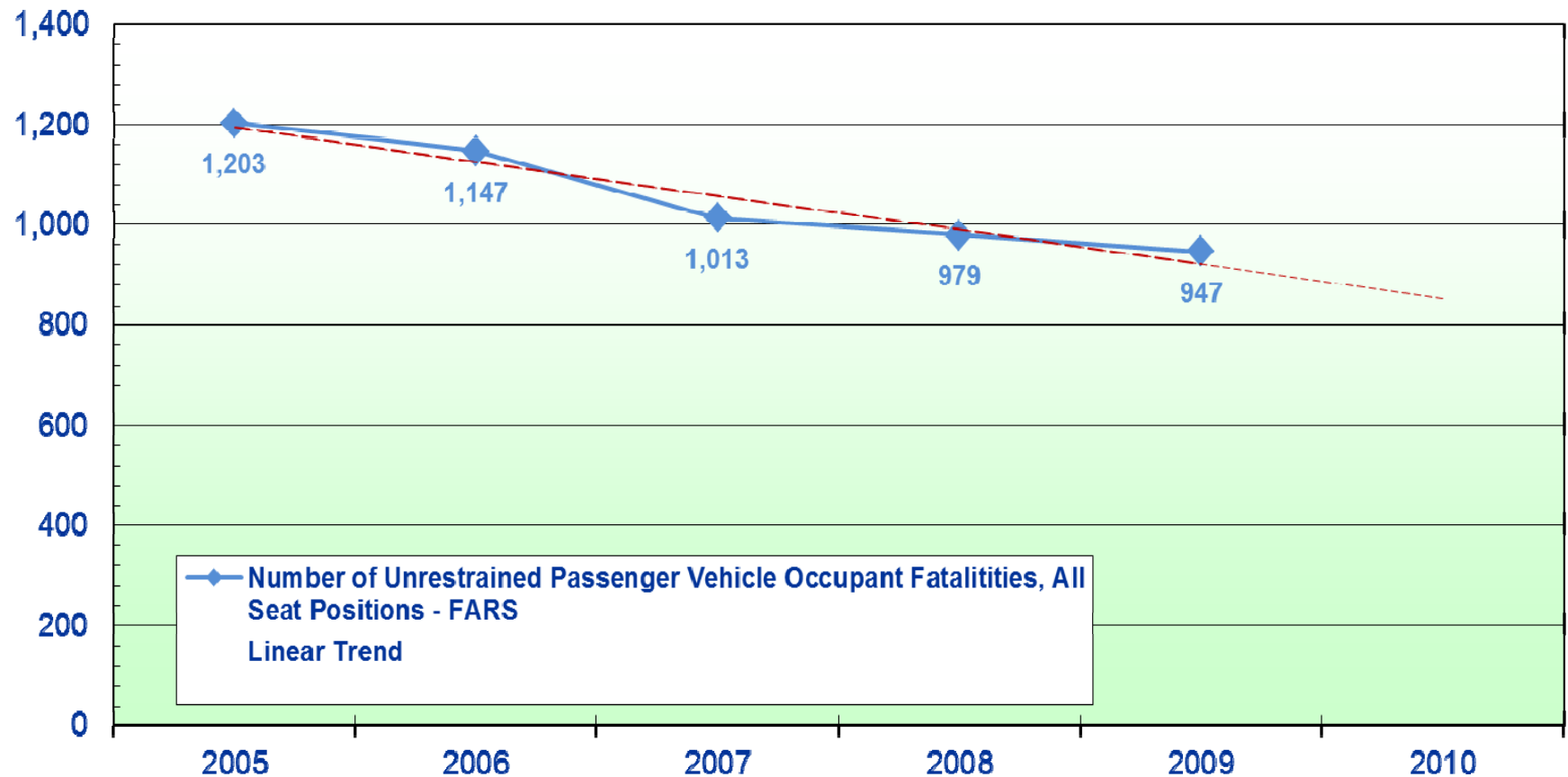
**Figure 11. Performance Measure 18:  
Front Seat Driver and Outboard Passenger Vehicle Restraint Use**



Data Sources: TTI Observational Surveys

Performance Measure: Unrestrained Passenger Vehicle Occupant Fatalities, All Seat Positions      2012 Objective: 888 unrestrained passenger vehicle occupant fatalities, all seat positions (FARS)

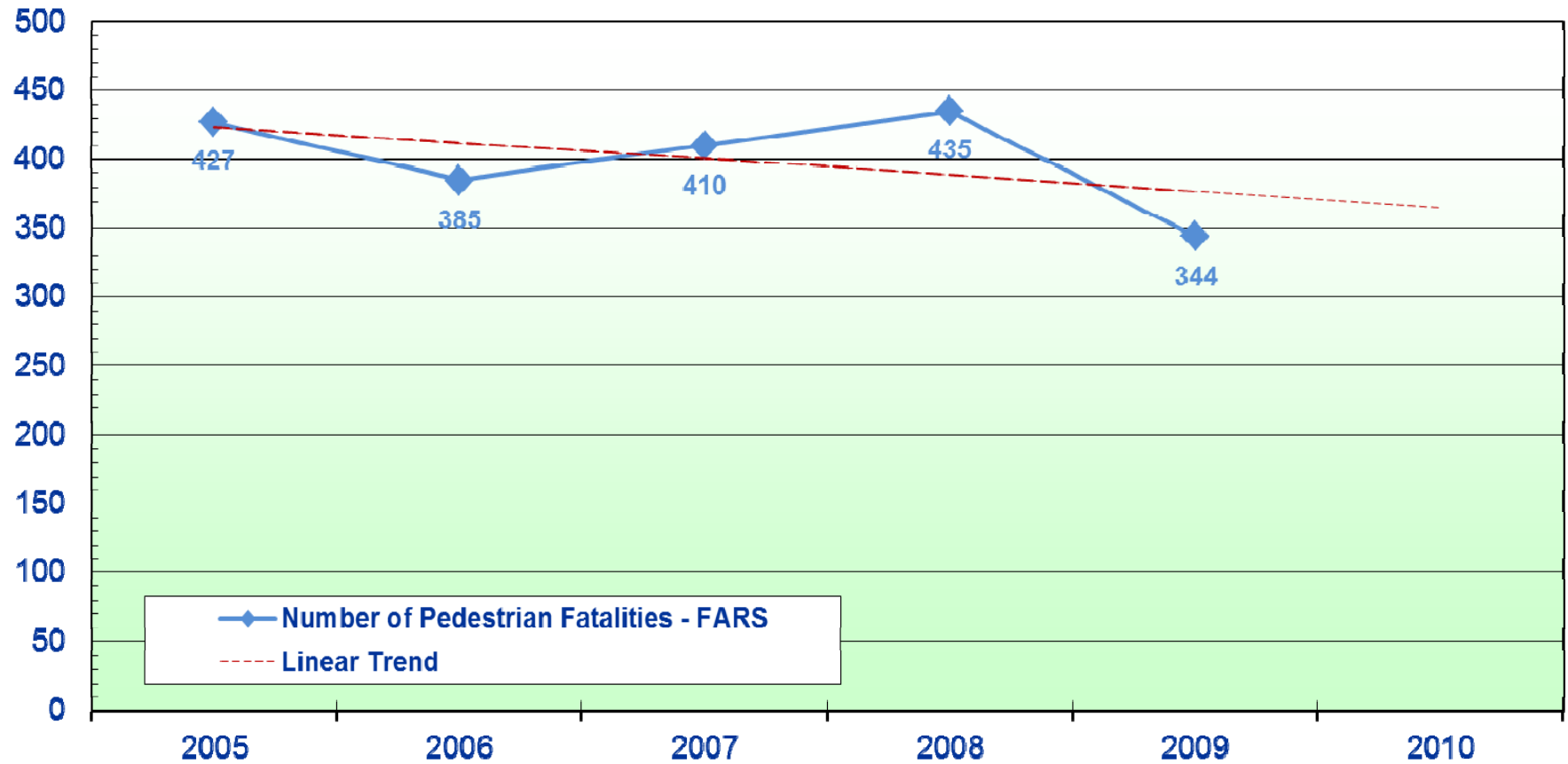
**Figure 12. Performance Measure 21:  
Unrestrained Passenger Vehicle Occupant Fatalities**



Data Sources: Traffic Safety Facts Texas 2005-2009, NHTSA.

Performance Measure: Number of Pedestrian Fatalities

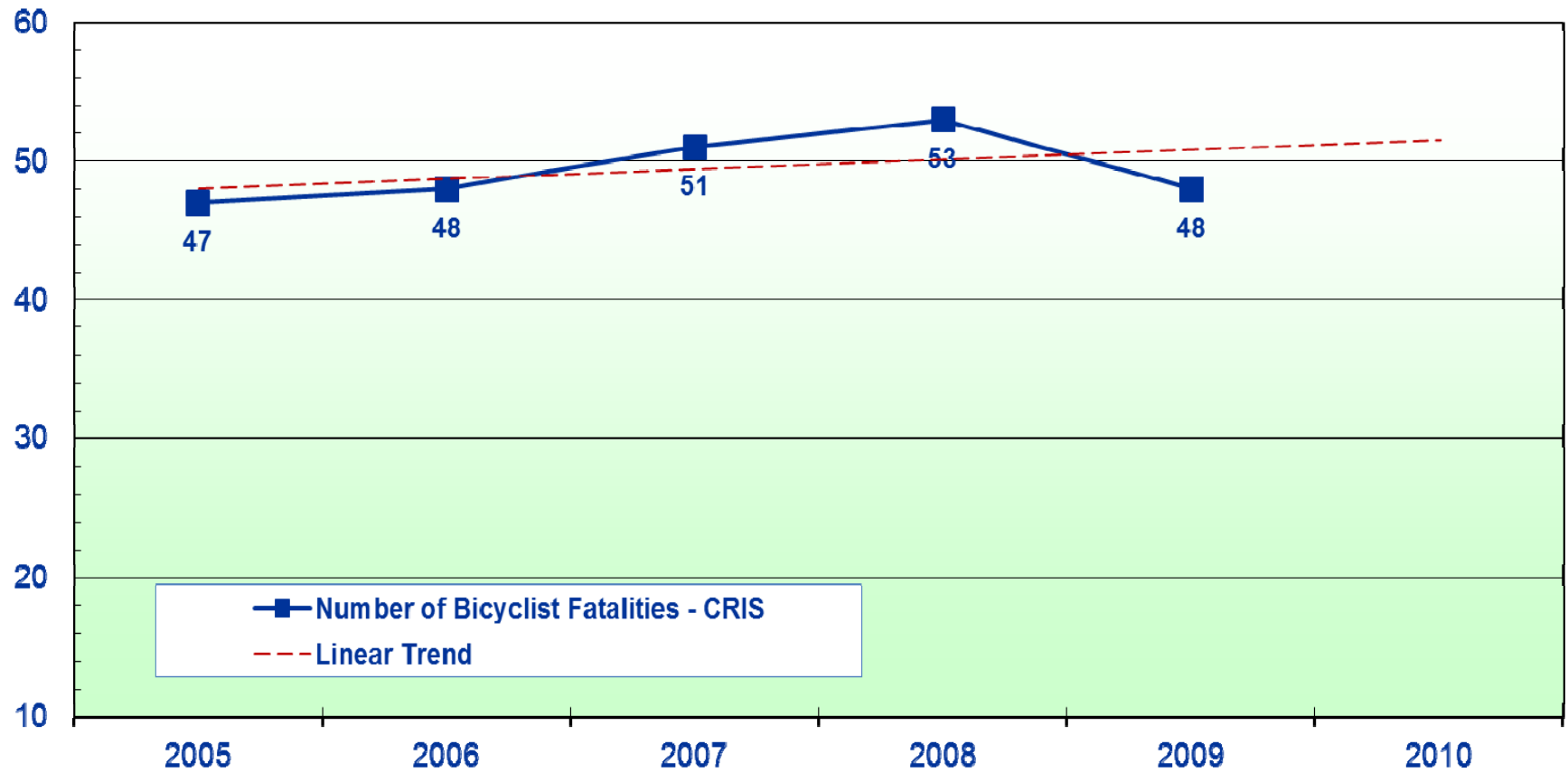
2012 Objective: 344 pedestrian fatalities (FARS)

**Figure 13. Performance Measure 22:  
Number of Pedestrian Fatalities**

Data Sources: Traffic Safety Facts Texas 2005-2009, NHTSA.

Performance Measure: Number of Bicyclist Fatalities

2012 Objective: 44 bicyclist fatalities (CRIS)

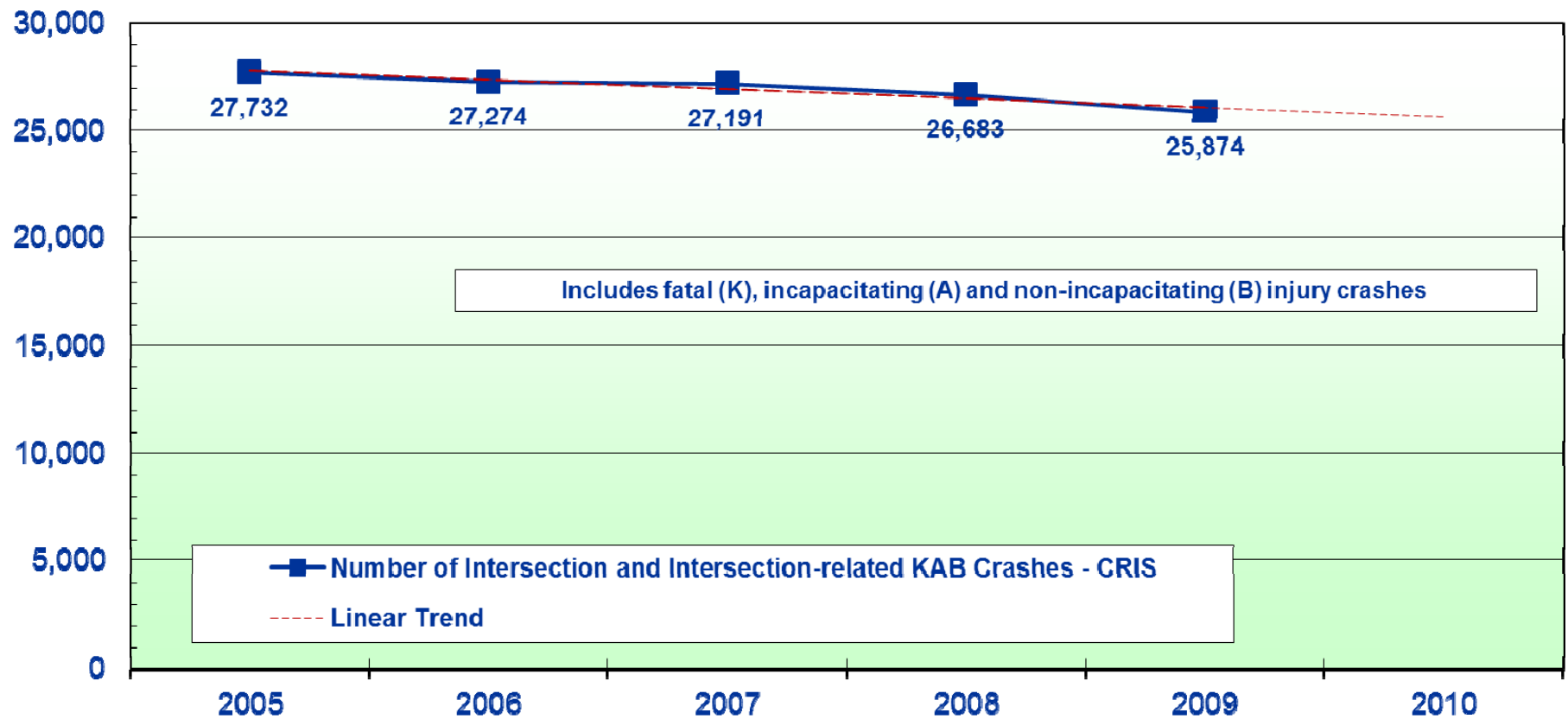
**Figure 14. Performance Measures 23:  
Number of Bicyclist Fatalities**

Data Sources: CRIS: August 8, 2011 CRIS Extract.

Performance Measure: Number of Intersection-Related  
Fatal and Serious Crashes

2012 Objective: 25,500 Intersection-related  
KAB crashes (CRIS)

**Figure 15. Performance Measure 24:  
Intersection Fatal & Serious Crashes**

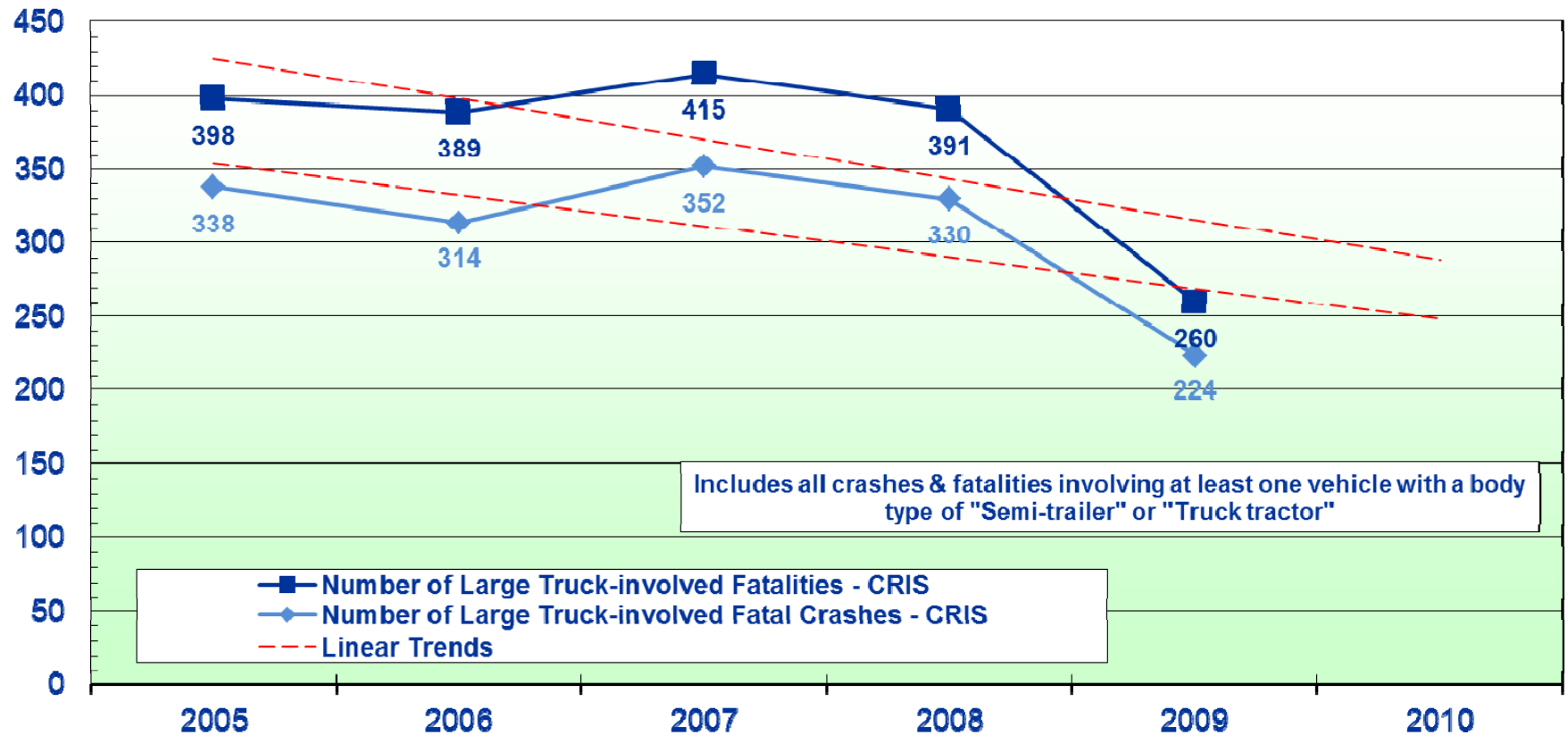


Data Sources: CRIS: August 8, 2011 CRIS Extract.

Performance Measure: Large Truck-Involved Fatalities  
Large Truck-Involved Fatal Crashes

2012 Objective: 260 large truck-involved fatalities (CRIS)  
224 large truck-involved fatal crashes (CRIS)

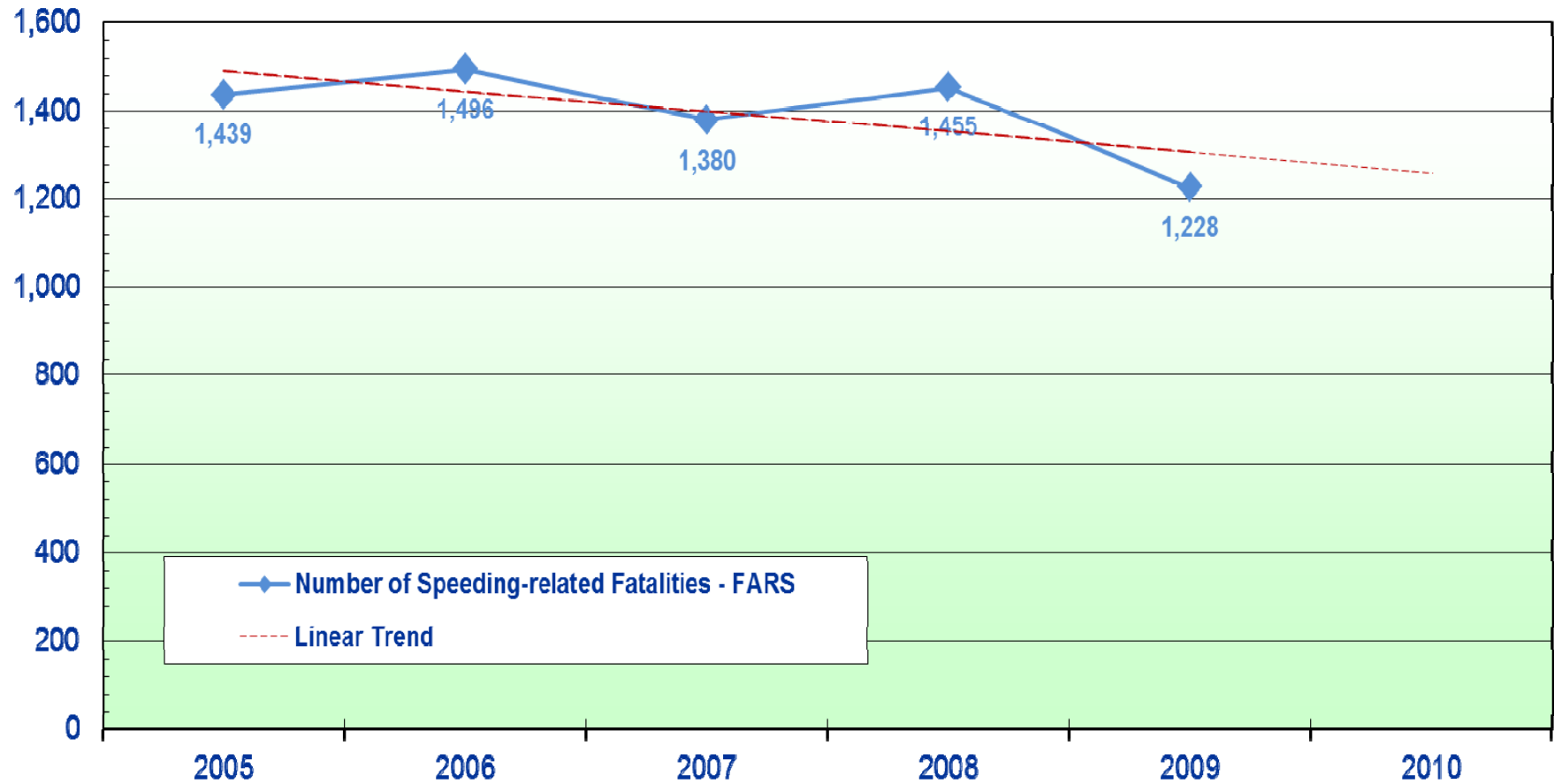
**Figure 16. Performance Measures 25 & 26:  
Large Truck-Involved Fatalities and Fatal Crashes**



Data Sources: CRIS: August 8, 2011 CRIS Extract.

Performance Measure: Speeding-Related Fatalities

2012 Objective: 1,200 speeding-related fatalities (FARS)

**Figure 17. Performance Measures 28:  
Speeding-Related Fatalities**

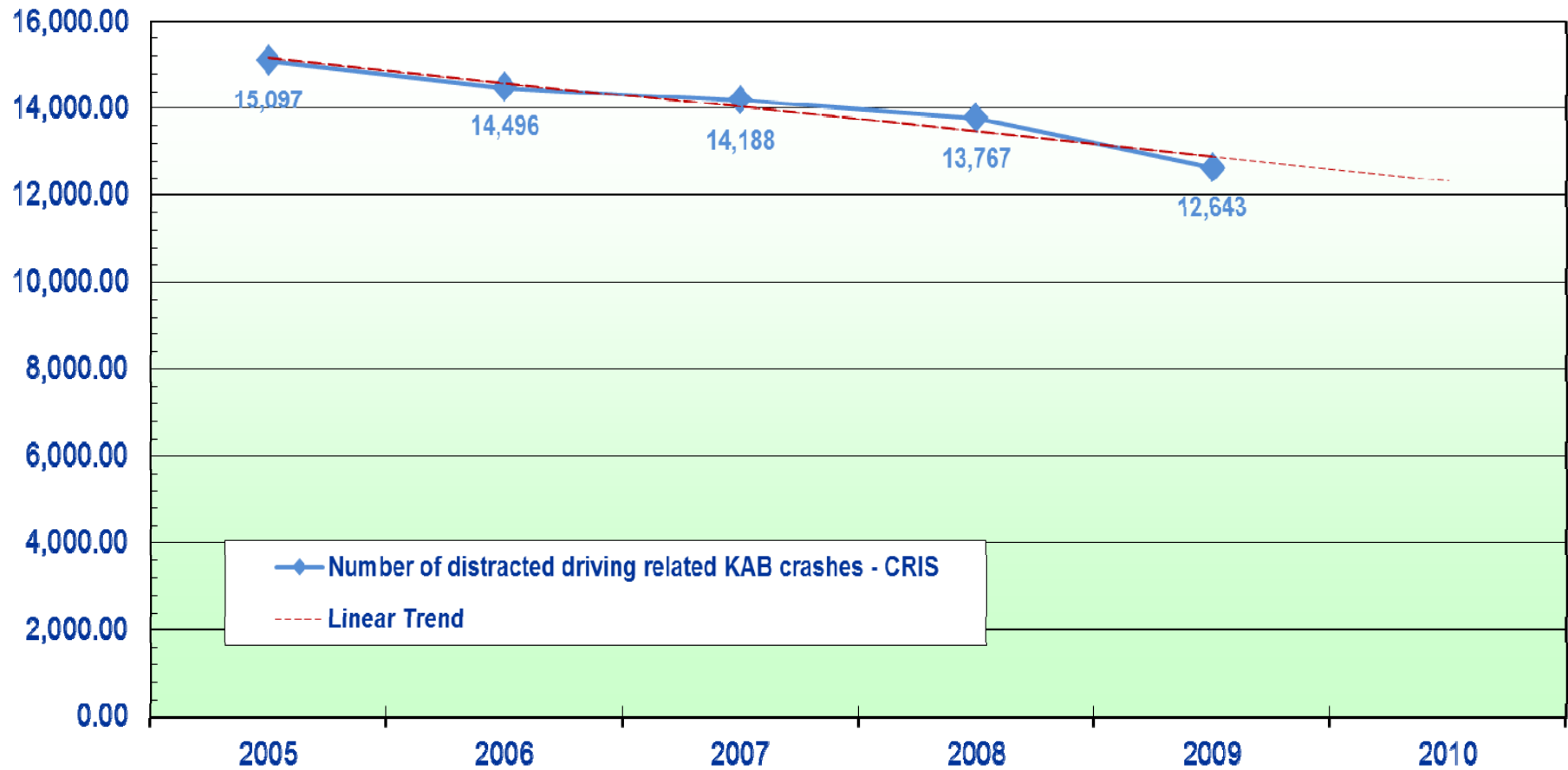
Data Sources: Traffic Safety Facts Texas 2005-2009, NHTSA.



Performance Measure: Number of Distracted Driving  
Related KAB Crashes

2012 Objective: 12,643 Distracted Driving Related  
KAB Crashes (CRIS)

**Figure 18. Performance Measure 33:  
Number of Distracted Driving Related KAB Crashes**

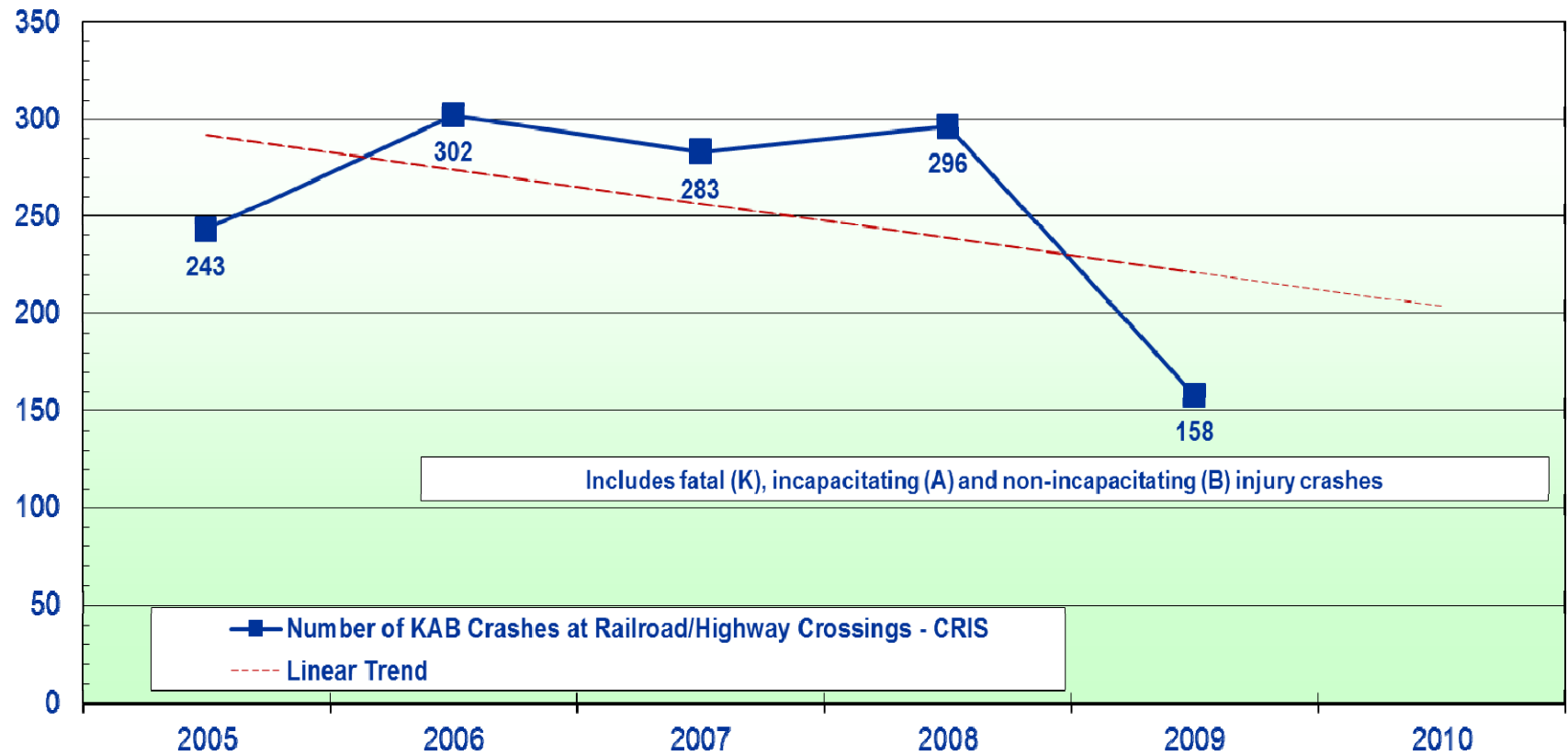


Data Sources: CRIS: August 8, 2011 CRIS Extract.

Performance Measure: Fatal and Serious Crashes  
Railroad/Highway Crossings

2012 Objective: 150 KAB crashes at railroad/highway  
crossings (CRIS)

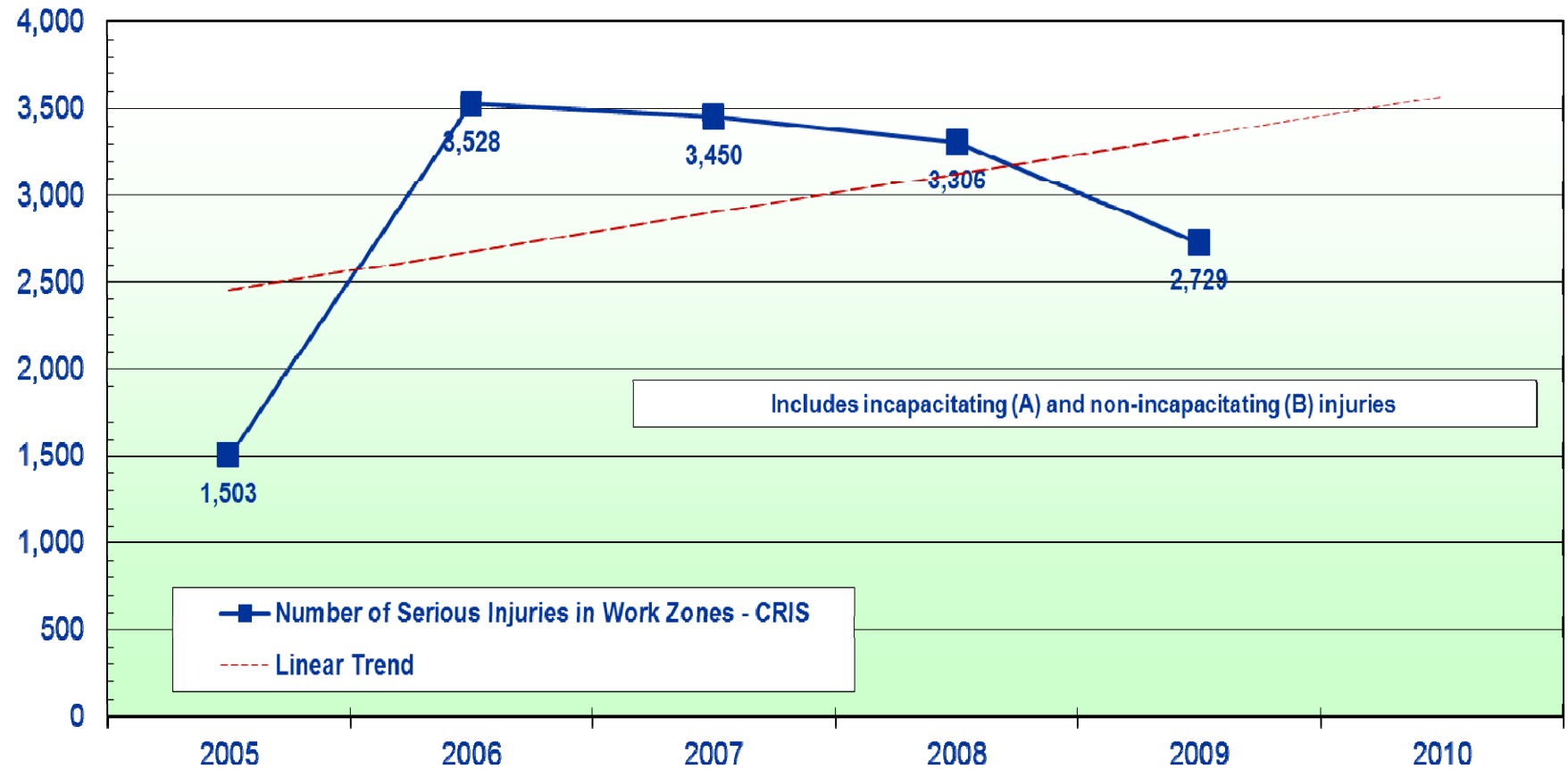
**Figure 19. Performance Measure 34:  
Fatal and Serious Injury Crashes at Railroad/Highway Crossings**



Data Sources: CRIS: August 8, 2011 CRIS Extract.

Performance Measure: Serious Injuries in Work Zones

2012 Objective: 2,914 AB injuries in work zones (CRIS)

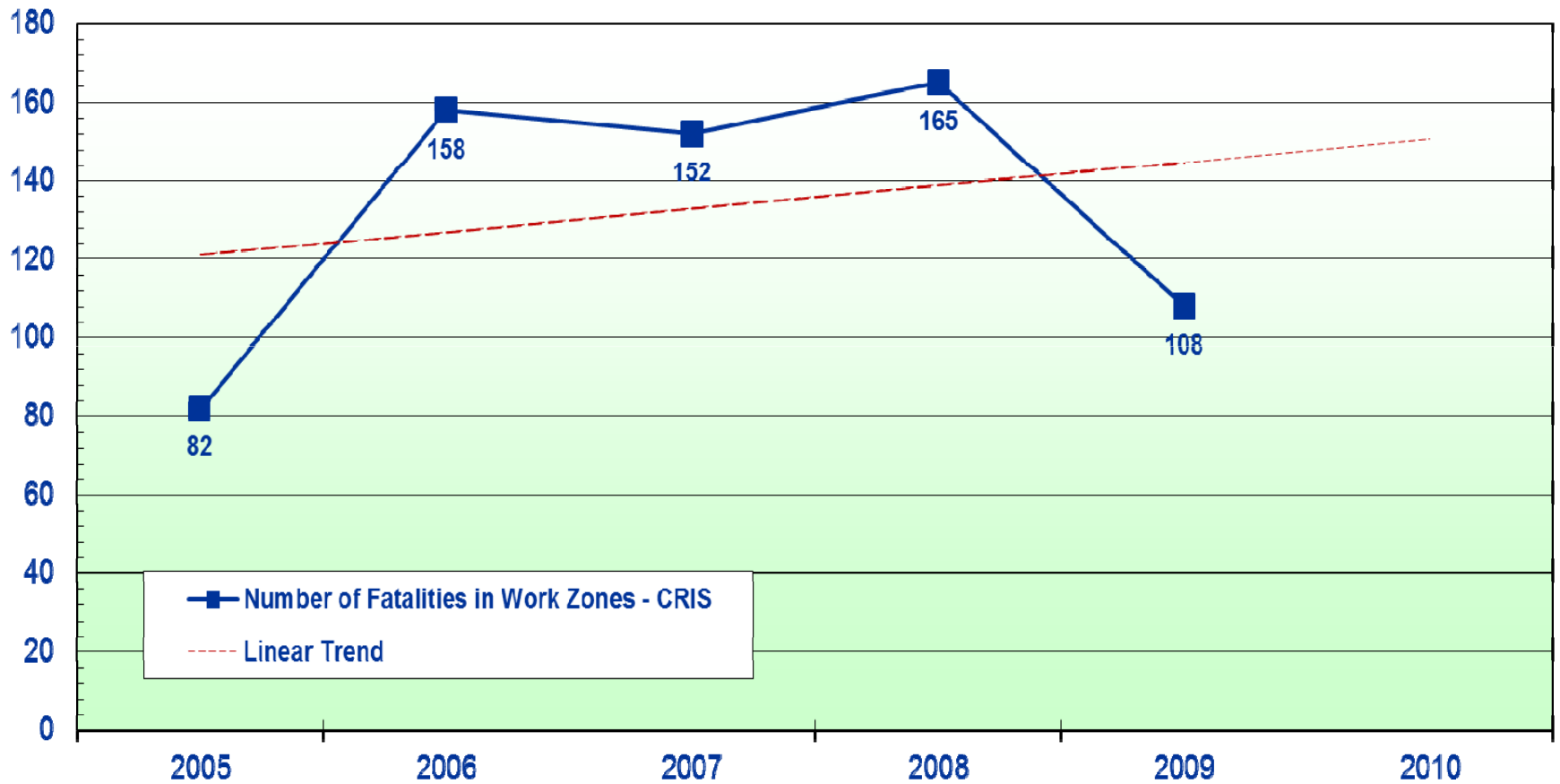
**Figure 20. Performance Measure 35:  
Serious Injuries in Work Zones**

Data Sources: CRIS: August 8, 2011 CRIS Extract.

Performance Measure: Fatalities in Work Zones

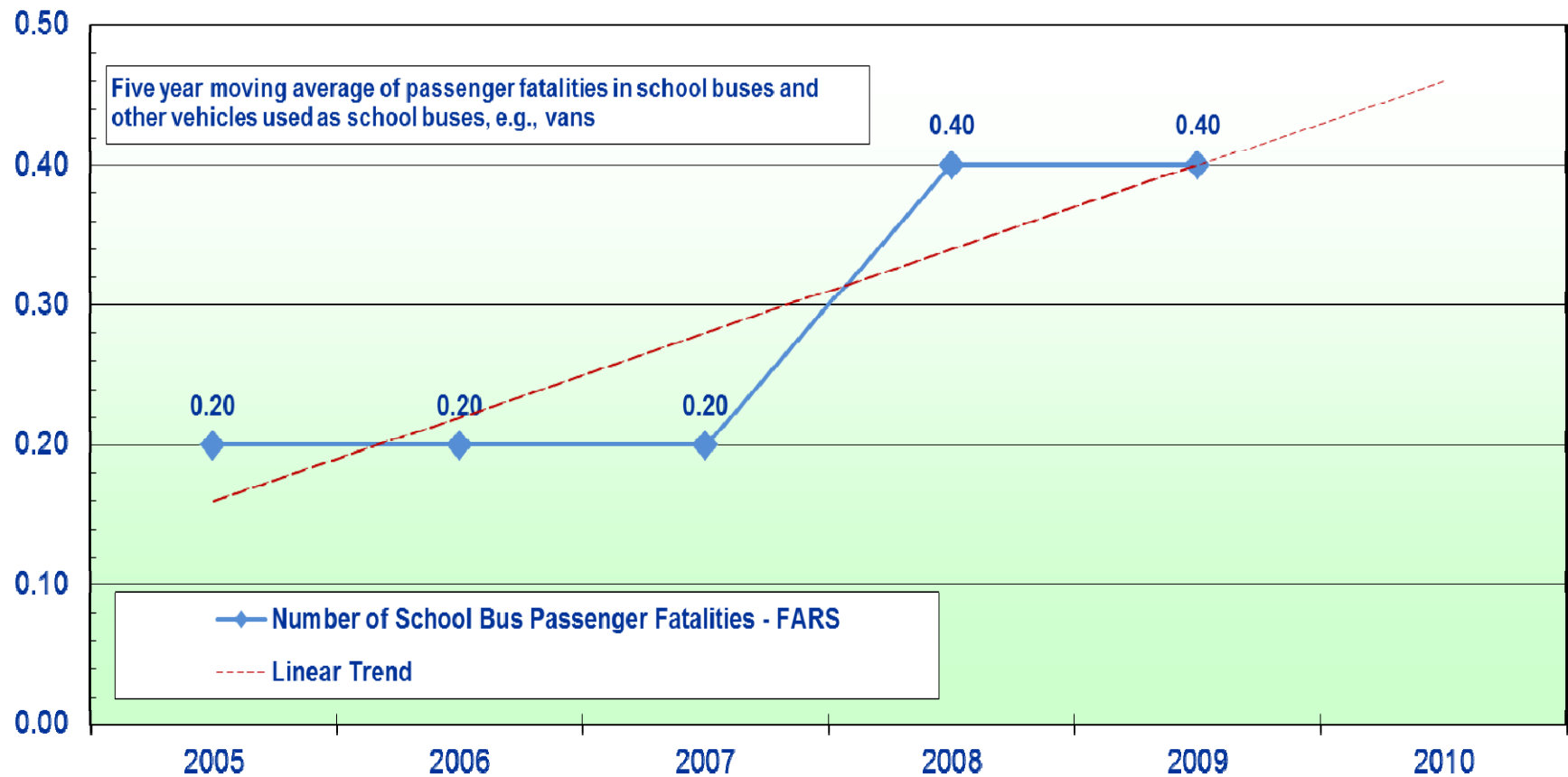
2012 Objective: 105 fatalities in work zones (CRIS)

**Figure 21. Performance Measure 36:  
Fatalities in Work Zones**



Data Sources: CRIS: August 8, 2011 CRIS Extract.

Performance Measure: School Bus Passenger Fatalities

2012 Objective: 0.4 school bus passenger fatalities  
5 year moving average (FARS)**Figure 22. Performance Measure 39:  
School Bus Passenger Fatalities**

Data Sources: FARS Encyclopedia 2005 – 2009.

### STEP 3: PRIORITIZE PROGRAMS AND STRATEGIES

After analysis of most recently available crash data, and a determination of the most severe traffic safety problems in the state, the Texas traffic safety program was divided into three categories. The definition of the three categories and fund apportionment to each category is as follows:

#### Core competencies

These are programs which have the most direct impact on the number of traffic fatalities in the state. Reductions in fatalities caused by factors covered in core competencies have the greatest ability to decrease loss of life significantly in Texas. The core competencies are police traffic services (to include all types of enforcement and Police Traffic Services Support), all alcohol countermeasures, and all occupant protection measures, except public information and education. Core competency funding equates to an estimated 81.6 percent of total 402 and incentive funds divided among:

- a. 22.2 percent to enforcement activities
- b. 46.1 percent to anti-DWI activities
- c. 13.3 percent to occupant protection activities

#### Core auxiliaries

These are programs which, by themselves do little to nothing to reduce traffic fatalities, but when used in support of the core competencies have a multiplier effect, meaning the effort expended in the core competency is increased in value and effect. The core auxiliaries are public information and education and traffic records. Core auxiliary funding equates to an estimated 9.7 percent of total 402 and incentive funds divided among:

- d. 4.6 percent to public information and education
- e. 5.1 percent to traffic records

#### Contiguous competencies

These are programs that have an effect on the number of traffic fatalities in Texas, but the loss of life in these areas, and therefore the potential saving of life, is less, sometimes by a significant factor, than in the core competencies. The contiguous competencies are emergency medical services support, roadway safety, pedestrian safety, bicycle safety, Safe Communities processes, and motorcycle safety. Contiguous competencies funding equates to an estimated 8.7 percent of total 402 and incentive funds for all non-enforcement activities in the included program areas. Funding in this category is not predetermined among program areas.

#### Project Selection

Individual project selection is based on a formal review and scoring procedure. All project proposals are reviewed and scored by the TRF-TS PM's and TSS's.

Each project proposal is reviewed for content, merit and applicability to Texas' traffic safety problems as outlined in the annual traffic safety Performance plan. Each proposal is scored against a pre-established set of criteria, including:

- *how well problem identification is described and defined;*
- *what type of factual historical crash documentation is provided to support the problem identification;*
- *how performance goals, action plans and proposed budgets justify and substantiate the problem identified;*
- *what type of resources or matching funds are committed; and*
- *what kind of subgrantee expertise is available to successfully complete the project proposed.*

Each project proposal is prioritized based on its criteria scores, compliance with state and federal requirements and program needs. Funding recommendations are made for those projects awarded the highest priority. Lower priority projects are either not recommended for funding or are deferred pending the availability of additional funds.



## DATA SOURCES &amp; GLOSSARY FOR PERFORMANCE MEASURES

<b>Performance Measure Data Sources</b>	
<p><i>All crash and casualty data in this document originate from Texas police crash reports as coded in two record systems: the Fatality Analysis and Reporting System and the Texas Crash Record Information System. Differences in coding, the variables coded and definitions of those variables render direct comparisons among the data in the systems problematic. Although in most cases differences among the data in the systems are negligible and practically insignificant, for several variables, the differences are notable. This is especially true for crashes (and the casualties sustained in those crashes) that involve alcohol and/or other drugs and to a lesser extent for crashes involving specific vehicle types. The definitions offered in the glossary are provided both to assist in clarifying those differences and to improve the precision of statements about the crash and casualty experience in Texas.</i></p>	
<b>Fatality Analysis and Reporting System (FARS)</b>	<i>All FARS data in the HSPP through 2009 are from final FARS data sets. FARS crash and fatality data for periods after 2009 are not final and, therefore, are subject to change.</i>
<b>Texas Crash Record Information System (CRIS)</b>	<i>CRIS, operated by TxDOT, is the replacement for the legacy system (Texas Accident File).</i>

<b>Performance Measure Glossary</b>	
<b>Term</b>	<b>Definition</b>
<p><b>Alcohol-Related Crashes (or Casualties)</b></p> <p><i>Used for Performance Measures: 10 (FARS new definition, BAC ≥ .08)</i></p>	<p><i>FARS “New Definition” based on the highest BAC of involved drivers and motorcycle riders (operators) only: Crashes (or fatalities) in which at least one driver or motorcycle operator had a BAC ≥ .08 g/dL. (Also referred to as “Alcohol-impaired driving crashes/casualties).</i></p> <p><i>All FARS-based alcohol-related data reported in the HSPP include those crashes in which at least one driver had a <u>known</u> BAC test result and those for which alcohol involvement has been estimated when alcohol test results are unknown, i.e., alcohol involvement based on NHTSA’s multiple imputation procedures.</i></p>
<p><b>DUI-Related Crashes (or Casualties) - Alcohol or Other Drugs</b></p> <p><i>Used for Performance Measure: 9</i></p>	<p><i>CRIS: A BAC result &gt;0.00 g/dL or a positive substance test result was indicated for at least one driver, or “had been drinking,” “under the influence of alcohol,” “under the influence - drug” or “taking medication” was identified as a contributing factor</i></p>
<p><b>Intersection and Intersection-Related Crashes</b></p>	<p><i>CRIS: A crash in which the first harmful event occurred on an approach to or exit from an intersection and resulted from an activity, behavior or control related to the movement of traffic</i></p>

<b>Performance Measure Glossary</b>	
<b>Term</b>	<b>Definition</b>
<b>Used for Performance Measure: 24</b>	<i>units through the intersection. CRIS Codes: INTRST_RELAT_ID = 1 - Intersection, or 2 - Intersection Related.</i>
<b>Large Truck-Involved Crashes (or Fatalities)</b> <i>Used for Performance Measures: 25 &amp; 26</i>	<i>CRIS: All crashes Involving at least one vehicle with a vehicle body type of "Semi-Trailer" or "Truck-Tractor." CRIS Codes: VEH_TYPE_ID = 6 - Semi-Trailer, or 24 - Truck-Tractor).</i>
<b>Motor Vehicle-Related Bicycle Fatalities</b> <i>Used for Performance Measures: 23</i>	CRIS: A death of a pedalcyclist resulting from a crash involving a motor vehicle. Bicyclist deaths and injuries unrelated to motor vehicle crashes are not included. CRIS Codes: PERSN_TYPE_ID = 7 – Pedalcyclist.
<b>Motor Vehicle-Related Pedestrian Fatalities</b> <i>Used for Performance Measure: 22</i>	<i>FARS: All deaths of pedestrians resulting from a crash involving a motor vehicle.</i>
<b>Motorcyclist Fatalities</b> <i>Used for Performance Measures: 14 &amp; 15</i>	<i>FARS: Data categorized as motorcyclist fatalities include fatalities to operators and passengers of vehicles identified in FARS as a: motorcycle, moped (motorized bicycle), three-wheel motorcycle or moped - not all-terrain vehicle, off-road motorcycle (2-wheel), other motored cycle type (minibikes, motorscooters), or unknown motored cycle type.</i>
<b>Railroad Grade Crossing Crashes</b> <i>Used for Performance Measure: 34</i>	<i>CRIS: Crashes at at-grade railroad/highway crossings, whether or not a train was involved – not limited to collisions with trains. CRIS Codes: CRASH RAILROAD RELATED FLAG ID = Y, or HARM_EVNT = 3 - RR Train, or Physical Feature = 17, or OBJECT STRUCK = 10 - Hit Train Moving Forward), or 11 - Hit Train Backing), or 12 - Hit Train Standing Still, or 13 - Hit Train-Action Unknown, or 24 - Hit Railroad Signal Pole or Post, or 25 - Hit Railroad Crossing Gates.</i>
<b>School Bus Passenger Fatalities</b> <i>Used for Performance Measure: 39</i>	<i>FARS: All fatalities to passengers of school buses. Included are vehicles identified in FARS as "School Buses" and other vehicles used as School Buses (e.g., vans). Note: Data provided are five year moving averages.</i>

<b>Performance Measure Glossary</b>	
<b>Term</b>	<b>Definition</b>
<p><b>Severity of crash/Severity of injury</b></p> <p><i>Used for Performance Measures: All with crash or casualty severity classifications</i></p>	<p><b>FARS &amp; CRIS:</b> Crashes are coded in accordance with the highest degree of injury suffered in the crash, where:</p> <p><b>Incapacitating injury (A)</b> - not able to walk, drive, etc.</p> <p><b>Non-incapacitating injury (B)</b> - bump on head, abrasions, minor lacerations, etc.</p> <p><b>Possible injury (C)</b> – e.g., limping, complaint of pain</p> <p><b>Fatal injury (F or K)</b> - a death resulting from a crash that occurs within 30 days of the crash</p> <p><b>Non-injury (N or Property Damage Only- PDO).</b></p> <p><b>“Serious” crashes or injuries</b> are all crashes (casualties) in which the highest level of injury sustained was at least one incapacitating injury (A), plus all crashes in which the highest level of injury sustained was at least one non-incapacitating injury (B).</p>
<p><b>Speeding-Related Crashes (Casualties)</b></p> <p><i>Used for Performance Measure: 28</i></p>	<p><b>FARS:</b> Crashes in which at least one driver was driving too fast for conditions or in excess of the posted maximum limit.</p>
<p><b>Texas Population</b></p>	<p><b>FARS:</b> Population-based crash and casualty rates use Texas population estimates derived from FHWA's Highway Statistics and/or 2010 U.S Census Count.</p> <p><b>CRIS:</b> Texas population data used for calculating population-based crash and casualty rates were obtained from the Texas State Data Center and Office of the State Demographer.</p> <p>Population-based crash and casualty rates through CY 2010 are based on 2010 U.S. Census population count. Population-based rates for 2009 and later use population <u>counts</u>. Technical information can be found on-line at: <a href="http://txsdc.utsa.edu/">http://txsdc.utsa.edu/</a>.</p>
<p><b>Vehicle Miles Traveled (VMT)</b></p> <p><i>Used for Performance Measures: 1 (FARS &amp; CRIS), 2 &amp; 3 FARS)</i></p>	<p><b>FARS:</b> All annual VMT-based crash and casualty rates, expressed in 100M VMT (100 million vehicles miles traveled, using FARS crash and casualty data are derived from FHWA's Highway Statistics for the relevant year.</p> <p><b>CRIS:</b> All annual VMT estimates used in this document are derived from TXDOT's Transportation Planning and Programming Division's (TPP) estimates of daily vehicle miles traveled These estimates include all vehicle miles on all roadways in Texas. Total VMT includes VMT on state, city and county-maintained roads. All mileage-based crash and casualty</p>

<b>Performance Measure Glossary</b>	
<b>Term</b>	<b>Definition</b>
	<i>roadways in Texas. Total VMT includes VMT on state, city and county-maintained roads. All mileage-based crash and casualty rates based on CRIS data use TPP VMT estimates as the denominator.</i>
<b>Work Zone Injuries and Fatalities</b>  <i>Used for Performance Measures: 35 &amp; 36</i>	<i>CRIS: Fatalities and serious injuries in crashes occurring in a Work Zone whether or not construction related. CRIS codes: CRASH ROAD CONSTRUCTION ZONE FLAG_ID = Y, or CRASH ROAD CONSTRUCTION ZONE WORKER FLAG_ID = Y, or OTHR_FACTR = 49 - Construction Zone - Not Construction Related), or 50 - Construction Zone - Construction Related, or 51 - Other Maintenance Area - Not Construction Related, or 52 - Other Maintenance Area - Construction Related.</i>

## ***Section Three***

# HIGHWAY SAFETY PLAN

# Planning and Administration

PA - 01

## Goals

- To provide effective and efficient management of the Texas Traffic Safety Program

## Objectives

- Publication of Traffic Safety Program deliverables including HSPP, response to Management Review, and Annual Report
- Number of training sessions provided.

## Strategies

- Conduct periodic project monitoring and evaluation of traffic safety activities
- Ensure availability of program and project management training
- Maintain coordination of traffic safety efforts and provide technical assistance
- Perform accurate accounting and efficient reimbursement processing
- Provide procedures and training on highway safety planning and project development
- Provide technical assistance and support for the Strategic Highway Safety Plan
- Provide training and assistance for local and statewide traffic safety problem identification
- Review and update program procedures as needed

## Project Descriptions

Task: **Program Management**

Planning and Administration PA - 01

<i>Project #</i>	<i>Division</i>	<i>Organization Name</i>
TRF-TS eGrants Development	TRF-TS	Agate Software, Inc.

*Title / Desc.* **eGrants Software Enhancement and Support Services**

*Provide software development services for the continued enhancement and support of the TxDOT Traffic Safety Electronic Grants Management System (eGrants) using Agate's IntelliGrants COTS product*

*Budget:*

<i># Projects</i>	<i>Fund</i>	<i>Source</i>	<i>Federal Funding</i>	<i>State Funding</i>	<i>Program Income</i>	<i>Local Match</i>	<i>Project Total</i>
2	402	PA	\$75,000.00	\$50,000.00	\$0.00	\$0.00	<b>\$125,000.00</b>

<i>Project #</i>	<i>Division</i>	<i>Organization Name</i>
TRF-TS eGrants Business Analysis	TRF-TS	Texas Department of Transportation

*Title / Desc.* **eGrants Business Analysis Services**

*Provide business analysis services for the continued enhancement and support of the TxDOT Traffic Safety Electronic Grants Management System (eGrants)*

*Budget:*

<i># Projects</i>	<i>Fund</i>	<i>Source</i>	<i>Federal Funding</i>	<i>State Funding</i>	<i>Program Income</i>	<i>Local Match</i>	<i>Project Total</i>
1	402	PA	\$247,520.00	\$0.00	\$0.00	\$0.00	<b>\$247,520.00</b>

Task: **Program Management**

Planning and Administration PA - 01

Project # TRF-TS Staff Development Division TRF-TS Organization Name Texas Department of Transportation

Title / Desc. **Staff Development**

Conduct multi-day in-service trainings for TxDOT Traffic Safety staff.

Budget:

# Projects	Fund	Source	Federal Funding	State Funding	Program Income	Local Match	Project Total
1	402	PA	\$47,000.00	\$0.00	\$0.00	\$0.00	<b>\$47,000.00</b>

Project # TRF-TS Traffic Safety Program Division TRF-TS Organization Name Texas Department of Transportation

Title / Desc. **TRF-TS Traffic Safety Program Operations**

Conduct and manage the Texas Traffic Safety Program in order to identify traffic safety problem areas and implement programs to reduce the number and severity of traffic-related crashes, injuries, and fatalities.

Budget:

# Projects	Fund	Source	Federal Funding	State Funding	Program Income	Local Match	Project Total
1	402	PA	\$0.00	\$1,919,154.00	\$0.00	\$0.00	<b>\$1,919,154.00</b>

Project # 2012-TTI-G-1YG-0021 Division TRF-TS Organization Name Texas Transportation Institute

Title / Desc. **Technical Support and Data Analysis for Traffic Safety**

Technical assistance is provided to the Traffic Safety Section for compilation, analysis and presentation of traffic safety-related data, program planning and preparation of NHTSA and other reports.

Objectives

- Provide 4 responses to requests for data compilations, analyses, graphics and report support by 9/30/2012
- Provide 1 compilation of annual TX crash & casualty data to the Traffic Safety Section by 9/30/2012

Budget:

# Projects	Fund	Source	Federal Funding	State Funding	Program Income	Local Match	Project Total
1	402	PA	\$59,268.41	\$0.00	\$0.00	\$6,659.76	<b>\$65,928.17</b>

Project # 2012-TTI-G-1YG-0020 Division TRF-TS Organization Name Texas Transportation Institute

Title / Desc. **2012 Statewide Traffic Safety Conference**

TTI will plan and conduct a fourth Statewide Traffic Safety Conference. This project provides support for planning and implementing that conference and initial planning for a fifth conference.

Objectives

- Coordinate 1 planning for a fourth statewide traffic safety conference by 6/15/2012
- Conduct 1 Statewide Traffic Safety Conference by 9/30/2012

Budget:

# Projects	Fund	Source	Federal Funding	State Funding	Program Income	Local Match	Project Total
1	402	PA	\$64,532.03	\$0.00	\$0.00	\$34,814.26	<b>\$99,346.29</b>



TEXAS HIGHWAY SAFETY PERFORMANCE PLAN FOR FISCAL YEAR 2012

Planning and Administration

FY 2012  
Budget Module: PA - 1

Program Area	# Proj	Total	FEDERAL							STATE			Fed. 402 to Local
			402	405	406	408	410	2010	2011	STATE	INCOME	LOCAL	
Program Management	7	\$2,503,948.46	\$493,320.44							\$1,969,154.00		\$41,474.02	
Enforcement	0												
Evaluation	0												
Public Information & Education	0												
Training	0												
<b>TOTALS:</b>	<b>7</b>	<b>\$2,503,948.46</b>	<b>\$493,320.44</b>							<b>\$1,969,154.00</b>		<b>\$41,474.02</b>	

# Alcohol and Other Drug Counter Measures

# AL - 02

## Goals

- To reduce the number of alcohol impaired and driving under the influence of alcohol and other drug-related crashes, fatalities and injuries.
- To reduce the number of DUI-related crashes where the driver is underage 21

## Objectives

- Reduce the number of DUI-related (alcohol or other drugs) KAB crashes from 8,107 (2009 CRIS) to 8,107 (CRIS)
- Reduce the number of Fatalities involving a driver or motorcycle operator with a BAC of .08+ or above from 1,235 (2009 FARS) to 1,175 (FARS)
- Reduce the number of 16-20 year old DUI drivers (alcohol or other drugs) in KAB crashes per 100,000 16-20 year-olds from 50.79 percent (2009 CRIS) to 49.5 percent (CRIS)

## Strategies

- Develop a DWI and minor in possession tracking system
- Develop innovative ways and programs to combat underage drinking and driving
- Expand "EI Protector" and keep concentration on alcohol
- Improve adjudication of DWI cases through improved training for judges, administrative license revocation judges, and prosecutors, and improved support materials for judges and prosecutors
- Improve and increase training for law enforcement officers
- Improve anti-DWI public information and education campaigns
- Improve BAC testing and reporting to the State's crash records information system
- Improve DWI processing procedures
- Improve education programs on alcohol and driving for youth
- Increase enforcement of driving under the influence by minors laws
- Increase enforcement of DWI laws
- Increase intervention efforts
- Increase public education and information, concentrating on youth age 5-13 and 14-20, including parent education on drinking and driving
- Increase the number of law enforcement task forces and coordinated enforcement campaigns
- Increase training for anti-DWI advocates

## Project Descriptions

Task: **Enforcement**

Alcohol and Other Drug Counter Measures AL - 02

Project # 2012-BexarCoD-G-1YG-0115 District SAT Organization Name Bexar County District Attorney's Office

Title / Desc. **Bexar County No-Refusal Initiative**

To expand and improve county DWI enforcement by operating a No-Refusal program everyday.

Objectives

- Decrease the number of DWI offenses submitted to the District Attorney's Office from 6635 to 6000 by 9/30/2012
- Increase the conviction rate of those suspected of DWI which refuse voluntary breath or blood tests from 70% to 90% by 9/30/2012
- Decrease the number of DWI Trials in which police officers are required to testify in court from 100% to 70% by 9/30/2012

Budget:

# Projects	Fund	Source	Federal Funding	State Funding	Program Income	Local Match	Project Total
1	410	K8FR	\$180,000.00	\$0.00	\$0.00	\$61,233.47	<b>\$241,233.47</b>

Project # 2012-BrazosCA-G-1YG-0015 District BRY Organization Name Brazos County Attorney's Office

Title / Desc. **Brazos County Comprehensive Underage Drinking Program**

Brazos Valley Regional Alcohol Task Force

Objectives

- Educate 4 community groups on the legal consequences of Social Hosting by 9/30/2012
- Teach 20 licensed establishment employees in fake identification detection by 9/30/2012
- Conduct 4 Fakeout operations with TABC and regional law enforcement by 9/30/2012
- Distribute 2000 brochures explaining the legal consequences of Social Hosting by 9/30/2012
- Complete 20 investigations and criminal cases on persons who possess fictitious or altered identification by 9/30/2012
- Complete 200 investigations and criminal cases on minors who possess alcohol by 9/30/2012
- Maintain 1 the inter-agency task force with a minimum of nine (9) law enforcement agencies by 9/30/2012
- Conduct 110 administrative investigations of establishments that sell or serve alcohol to underage persons by 9/30/2012
- Conduct 110 criminal investigations of licensed establishments that sell or serve alcohol to underage persons by 9/30/2012

Budget:

# Projects	Fund	Source	Federal Funding	State Funding	Program Income	Local Match	Project Total
1	410	K8	\$61,143.34	\$0.00	\$0.00	\$62,746.65	<b>\$123,889.99</b>

Task: **Enforcement**

Alcohol and Other Drug Counter Measures AL - 02

Project # 2012-CollinDA-G-MYG-Yr3-0192 District DAL Organization Name Collin County - District Attorney's Office

Title / Desc. **DWI No-Refusal Mandatory Blood Draw Program**

To provide funding for nurses to assist county law-enforcement in DWI enforcement by providing the ability to perform blood draws upon a blood/breath test refusal by a DWI suspect.

Objectives

- Decrease the number of alcohol related crashes in Collin County from 562 to 534 by 9/30/2012
- Decrease the number of DWI jury trials in which police officers are required to testify in court from 100% to 70% by 9/30/2012
- Increase the number of public awareness events detailing the No-Refusal Campaign from 2 to 12 by 9/30/2012
- Increase the conviction rate of individuals suspected of DWI that refuse voluntary breath or blood tests from 70% to 90% by 9/30/2012
- Decrease the number of jury trials held in Collin County for the offense of DWI from 169 to 110 by 9/30/2012
- Decrease the number of DWI offenses submitted to the District Attorney's Office from 2461 to 2337 by 9/30/2012

Budget:

# Projects	Fund	Source	Federal Funding	State Funding	Program Income	Local Match	Project Total
1	410	K8	\$75,046.50	\$0.00	\$0.00	\$15,416.68	<b>\$90,463.18</b>

Project # 2011-HarrisDA-G-3YG-0026 District HOU Organization Name Harris County District Attorney

Title / Desc. **Search Warrants Stop Impaired Drivers: Harris County District Attorneys Offices No Refusal Program**

To greatly expand and improve No Refusal by operating the program an additional 41 weekends. No Refusal would then operate every weekend of the year.

Objectives

- Distribute 12 Press Releases about No Refusal Weekends by 9/30/2012
- Provide 500 Blood Search Warrants to arresting DWI officers by 9/30/2012
- Collect 12 Data sets obtained pursuant to blood search warrants by 9/30/2012
- Coordinate 41 Weekends of No Refusal by 9/30/2012

Budget:

# Projects	Fund	Source	Federal Funding	State Funding	Program Income	Local Match	Project Total
1	410	K8FR	\$223,043.04	\$0.00	\$0.00	\$31,863.39	<b>\$254,906.43</b>

Task: **Enforcement**

Alcohol and Other Drug Counter Measures AL - 02

Project # 2012-MCDAO-G-1YG-0055 District HOU Organization Name Montgomery County District Attorney's Office

Title / Desc. **Search Warrants Stop Drunk Drivers**

To provide prosecutors, nurses, support staff, and equipt in a central location to draft search warrants and obtain blood samples from all DWI area suspects who refuse to provide a breath test.

Objectives

- Provide 12 reporting activities to TXDOT to evaluate the effectiveness of No Refusal nights by 9/30/2012
- Implement 12 training programs for hospitals and first responders on DWI and privacy/HIPAA laws by 9/30/2012
- Conduct 12 publicity campaigns to educate the public, the media, and police groups by 9/30/2012
- Evaluate 56 No Refusal nights for the effectiveness in targeting illegally intoxicated drivers by 9/30/2012
- Implement 65 No Refusal nights from the current 56, an increase of 9 from 2011 and 50 from 2010 by 9/30/2012

Budget:

# Projects	Fund	Source	Federal Funding	State Funding	Program Income	Local Match	Project Total
1	410	K8	\$97,330.00	\$0.00	\$0.00	\$65,369.31	<b>\$162,699.31</b>

Project # Various Local and Statewide Organizations Division TRF-TS Organization Name Texas Department of Transportation

Title / Desc. **Local Match Requirement Fulfillment**

Local Match requirement for Section 410 grant application Federal award. To be fulfilled by local and statewide organizations.

Budget:

# Projects	Fund	Source	Federal Funding	State Funding	Program Income	Local Match	Project Total
0	410	K8	\$0.00	\$0.00	\$0.00	\$13,032,343.53	<b>\$13,032,343.53</b>

Project # TRF-TS IDM STEP Division TRF-TS Organization Name Texas Department of Transportation

Title / Desc. **Impaired Driving Mobilization STEP Grant Program**

Coordinate and conduct quarterly mobilizations consisting of increased DWI enforcement and earned media activities.

Budget:

# Projects	Fund	Source	Federal Funding	State Funding	Program Income	Local Match	Project Total
60	410	K8HV	\$3,500,000.00	\$0.00	\$0.00	\$5,225,000.00	<b>\$8,725,000.00</b>

Task: **Enforcement**

Alcohol and Other Drug Counter Measures AL - 02

Project # TRF-TS IDM Incentives Division TRF-TS Organization Name Texas Department of Transportation

Title / Desc. **Impaired Driving Mobilization Incentives STEP Grant Program**

Coordinate and conduct an IDM Incentive Project during the Labor Day Crackdown. The Incentive Project will recruit law enforcement agencies to volunteer their enforcement and earned media efforts during the mobilization. TxDOT is planning on distributing fifteen (15) \$4,000 awards through a random drawing process to law enforcement agencies that meet eligibility requirements. Winning agencies will be eligible for reimbursement up to \$4000 for traffic safety related equipment and/or training

Budget:

# Projects	Fund	Source	Federal Funding	State Funding	Program Income	Local Match	Project Total
15	410	K8FR	\$60,000.00	\$0.00	\$0.00	\$0.00	<b>\$60,000.00</b>

Project # STEP DWI Division TRF-TS Organization Name Texas Department of Transportation

Title / Desc. **STEP DWI**

Increased DWI enforcement and public information and education activities

Related SubProjects:

Project #	Organization	Fund	Source	Federal Funds	Local Match	Project Total
2012-Harris4-S-1YG-0081	Harris County Constable Precinct 4	410	K8FR	\$48,053.82	\$5,820.29	<b>\$53,874.11</b>
2012-SanAntPD-S-1YG-0016	City of San Antonio - Police Department	410	K8FR	\$556,482.84	\$623,935.96	<b>\$1,180,418.80</b>

Budget:

# Projects	Fund	Source	Federal Funding	State Funding	Program Income	Local Match	Project Total
2	410	K8FR	\$604,536.66	\$0.00	\$0.00	\$629,756.25	<b>\$1,234,292.91</b>

Project # STEP WAVE DWI Division TRF-TS Organization Name Texas Department of Transportation

Title / Desc. **STEP WAVE DWI**

Increased DWI enforcement and public information and education activities

Related SubProjects:

Project #	Organization	Fund	Source	Federal Funds	Local Match	Project Total
2012-HGAC-S-1YG-0103	Houston-Galveston Area Council	410	K8FR	\$422,520.00	\$216,570.51	<b>\$639,090.51</b>

Budget:

# Projects	Fund	Source	Federal Funding	State Funding	Program Income	Local Match	Project Total
1	410	K8FR	\$422,520.00	\$0.00	\$0.00	\$216,570.51	<b>\$639,090.51</b>

Project # Various Local and Statewide Organizations District Texas Department of Transportation

Title / Desc. **Local Match Requirement Fulfillment**

Local Match requirement for Section 410 grant application Federal award. To be fulfilled by local and statewide organizations.

Budget:

# Projects	Fund	Source	Federal Funding	State Funding	Program Income	Local Match	Project Total
0	410	K8PM	\$0.00	\$0.00	\$0.00	\$8,451,236.05	<b>\$8,451,236.05</b>

Task: **Enforcement**

Alcohol and Other Drug Counter Measures AL - 02

<i>Project #</i>	<i>District</i>	<i>Organization Name</i>
Various Local and Statewide Organizations		Texas Department of Transportation

**Title / Desc. Local Match Requirement Fulfillment**

Local Match requirement for Section 410 grant application Federal award. To be fulfilled by local and statewide organizations.

**Budget:**

<i># Projects</i>	<i>Fund</i>	<i>Source</i>	<i>Federal Funding</i>	<i>State Funding</i>	<i>Program Income</i>	<i>Local Match</i>	<i>Project Total</i>
0	410	K8HV	\$0.00	\$0.00	\$0.00	\$5,275,000.00	<b>\$5,275,000.00</b>

<i>Project #</i>	<i>District</i>	<i>Organization Name</i>
Various Local and Statewide Organizations		Texas Department of Transportation

**Title / Desc. Local Match Requirement Fulfillment**

Local Match requirement for Section 410 grant application Federal award. To be fulfilled by local and statewide organizations.

**Budget:**

<i># Projects</i>	<i>Fund</i>	<i>Source</i>	<i>Federal Funding</i>	<i>State Funding</i>	<i>Program Income</i>	<i>Local Match</i>	<i>Project Total</i>
0	410	K8FR	\$0.00	\$0.00	\$0.00	\$6,678,441.15	<b>\$6,678,441.15</b>

Task: **Evaluation**

Alcohol and Other Drug Counter Measures AL - 02

<i>Project #</i>	<i>Division</i>	<i>Organization Name</i>
2012-SHSU-G-1YG-0051	TRF-TS	Sam Houston State University

*Title / Desc.* **Impaired Driving Initiatives - DECP, ARIDE, and DITEP**

*To maintain a network of certified DREs, ensure conformance to DRE standards, & provide statistics related to impaired driving in the state. ARIDE, DITEP, & SFST Update training provided statewide.*

**Objectives**

- Conduct 2 Agency coordinator regional meetings to review the Texas DRE Program by 9/30/2012
- Provide 100 Texas prosecutors with DRE updates, materials, list of current DREs and DRE instructors by 9/30/2012
- Train 60 Texas peace officers in the NHTSA/IACP approved DRE course by 9/30/2012
- Train 240 Texas peace officers in the NHTSA/IACP approved ARIDE course by 9/30/2012
- Revise 1 Texas DRE Recertification curriculum maintaining IACP standards by 9/30/2012
- Revise 1 set of DRE student and instructor policies by 9/30/2012
- Train 500 secondary educational professionals in the NHTSA/IACP approved DITEP training by 9/30/2012
- Maintain 1 Sam Houston State University Impaired Driving Grant Website by 9/30/2012
- Maintain 1 National DRE Tracking Database (Texas Section) by 9/30/2012
- Provide 3 judicial entities with education information to judicial venues (conferences, meetings, etc) by 9/30/2012
- Train 60 DREs in the 8 hour Texas DRE Recertification course by 9/30/2012
- Update 1 DRE, DITEP, ARIDE standardized operating procedures manual by 9/30/2012
- Conduct 1 DRE Work Group meeting to review the current DRE, ARIDE, and DITEP program materials by 4/30/2012
- Conduct 1 DRE instructor update course to review DRE, DITEP, ARIDE course materials and NHTSA/IACP updates by 3/31/2012
- Develop 1 DRE Instructor subcontract to be implemented by 12/31/2011

**Budget:**

<i># Projects</i>	<i>Fund</i>	<i>Source</i>	<i>Federal Funding</i>	<i>State Funding</i>	<i>Program Income</i>	<i>Local Match</i>	<i>Project Total</i>
1	410	K8	\$549,356.04	\$0.00	\$3,375.00	\$546,098.25	<b>\$1,098,829.29</b>



Task: **Evaluation**

Alcohol and Other Drug Counter Measures AL - 02

<i>Project #</i>	<i>Division</i>	<i>Organization Name</i>
2012-TTI-G-MYG-Yr3-0044	TRF-TS	Texas Transportation Institute

**Title / Desc. Rural and Urban Issues Related to the Breath Alcohol Ignition Interlock Device (IID)**

*The project will focus on locational issues of ignition interlock devices in rural areas and determine at what point the issues impact magistrate decisions on ordering defendants to install the device*

**Objectives**

- Produce 1 questionnaire for ignition interlock service providers regarding rural locational issues by 5/30/2012
- Distribute 6 questionnaires electronically to ignition interlock service providers with operations in Texas by 4/30/2012
- Conduct 20 assessments of rural and urban counties by 5/30/2012
- Provide 1 written report of the project findings by 9/30/2012
- Conduct 1 online survey to poll magistrates in rural counties re locational issues of IID service providers by 2/28/2012

**Budget:**

# Projects	Fund	Source	Federal Funding	State Funding	Program Income	Local Match	Project Total
1	410	K8	\$106,692.00	\$0.00	\$0.00	\$11,918.93	<b>\$118,610.93</b>

<i>Project #</i>	<i>Division</i>	<i>Organization Name</i>
2012-TTI-G-1YG-0074	TRF-TS	Texas Transportation Institute

**Title / Desc. Assessment of the TX Administrative Licensing Revocation (ALR) Process**

*This project will assess the TX ALR process to identify strengths & opportunities for improvement based on the examination of performance data collected at strategic process points.*

**Objectives**

- Acquire 2 IRB approvals for the survey and data collection activities by 12/30/2011
- Develop 1 comprehensive final report that summarizes the results of all analysis activities by 9/30/2012
- Analyze 2 sets of crash data (FARS and CRIS) with specific emphasis on alcohol-related crashes by 4/30/2012
- Evaluate 500 individual cases to determine the effect of ALR on recidivism (repeat DWI) by 9/30/2012
- Evaluate 250 cases to determine the impact of ALR hearing on the criminal proceedings by 8/30/2012
- Analyze 3 years of ALR hearing data to determine disposition rates & reasons for reversals by 9/30/2012
- Analyze 500 records of individuals previously arrested for DWI in order to assess impact of ALR by 9/30/2012
- Survey 500 individuals to determine gage public awareness relative to ALR by 9/30/2012
- Identify 2 regions in the state to use as a basis for the analysis based on # of DWI arrests by 12/30/2011
- Develop 1 detailed process flow for the current TX ALR process by 9/30/2012

**Budget:**

# Projects	Fund	Source	Federal Funding	State Funding	Program Income	Local Match	Project Total
1	410	K8	\$203,195.94	\$0.00	\$0.00	\$67,768.37	<b>\$270,964.31</b>

Task: **Program Management**

Alcohol and Other Drug Counter Measures AL - 02

<i>Project #</i>	<i>Division</i>	<i>Organization Name</i>
2012-TDCAA-G-1YG-0034	TRF-TS	Texas District and County Attorneys Association

*Title / Desc.* **DWI Resource Prosecutor**

*TDCAA will maintain a qualified DWI Resource Prosecutor as trainer and liason, regional joint prosecutor/officer trainings, publications, articles, case notes, technical assistance, and web site.*

*Objectives*

- Provide 2950 Texas prosecutors two Trial Notebook Sheets on Blood Evidence and on Drug Toxicology by 9/30/2012
- Provide 2950 Texas Prosecutors with TDCAA's Traffic Stops Publication by 9/30/2012
- Provide 120 technical assistance by e-mail to prosecutors, officers and traffic safety partners by 9/30/2012
- Provide 4 programs to Traffic Safety Partners through qualified speakers on DWI and Traffic Safety topics by 9/30/2012
- Maintain 1 web site with updated DWI-related content at tdcaacom by 9/30/2012
- Produce 4 DWI specific articles for TDCAA periodicals by 9/30/2012
- Distribute 12 case notes on important DWI appellate decisions by e-mail and archive at tdcaacom by 9/30/2012
- Provide 1 dedicated DWI Resource Prosecutor at the Texas District & County Attorneys Association by 9/30/2012
- Train 250 new Texas prosecutors at Prosecutor Trial Skills courses by 9/30/2012
- Provide 30 attendees of the Advanced Trial Skills Course with TDCAA's Intoxication Manslaughter publication by 9/30/2012
- Provide 30 new DA investigators with TDCAA's Investigator Manual at the new investigator training by 9/30/2012
- Provide 2950 Texas Prosecutors with TDCAA's DWI Investigation and Prosecution Publication by 9/30/2012
- Train 25 prosecutors and prosecutor support staff at a Train the Trainer program by 9/30/2012
- Train 1250 prosecutors and police officers at regional DWI programs by 9/30/2012

*Budget:*

<i># Projects</i>	<i>Fund</i>	<i>Source</i>	<i>Federal Funding</i>	<i>State Funding</i>	<i>Program Income</i>	<i>Local Match</i>	<i>Project Total</i>
1	410	K8FR	\$540,579.69	\$0.00	\$0.00	\$565,906.15	<b>\$1,106,485.84</b>

Task: **Program Management**

Alcohol and Other Drug Counter Measures AL - 02

<i>Project #</i>	<i>Division</i>	<i>Organization Name</i>
2012-TMPA-G-1YG-0002	TRF-TS	Texas Municipal Police Association

*Title / Desc.* **LEADRS Comprehensive Impaired Driving Project**

*Increase impaired driving reporting (LEADRS cases), integrations, Blood Alcohol Content (BAC) support, and analysis of a statewide DWI tracking system utilizing LEADRS.*

*Objectives*

- Distribute 10000 Public information and education (PI&E) program materials by 9/30/2012
- Develop 1 Blood Alcohol Content (BAC) course curriculum by 9/30/2012
- Conduct 1 Customer satisfaction evaluation of the LEADRS system to measure effectiveness by 9/30/2012
- Increase DUI/DWI cases entered into Tx LEADRS from 6000 to 7500 by 9/30/2012
- Attend 10 local, state or national conferences, workshops, forums, trainings or seminars by 9/30/2012
- Provide 100% Maintenance and support for LEADRS by 9/30/2012
- Conduct 400 Marketing strategies to increase LEADRS statewide usage by 9/30/2012
- Conduct 8 Meetings with TxDOT Program Manager(s) or LEADRS staff by 9/30/2012
- Support 100% Blood Alcohol Content (BAC) reporting by law enforcement agencies by 9/30/2012
- Train 300 Peace officers and administrators on LEADRS by 9/30/2012
- Produce 1 Analysis report for a statewide DWI tracking module by 8/31/2012
- Send 52 Reports to the Texas Alcoholic Beverage Commission by 9/30/2012
- Maintain 1 Team of 3 qualified LEADRS Specialists by 9/30/2012
- Develop 5 LEADRS integrations with agencies or RMS vendors by 9/30/2012
- Update 1 LEADRS Specialist Roles and Responsibilities manual by 11/30/2011
- Complete 3 LEADRS web application enhancements by 9/30/2012
- Maintain 1 LEADRS website and server hosting by 9/30/2012
- Conduct 2 LEADRS Steering Committee meetings by 7/31/2012
- Collect 4 News and information articles on LEADRS by 9/30/2012

*Budget:*

<i># Projects</i>	<i>Fund</i>	<i>Source</i>	<i>Federal Funding</i>	<i>State Funding</i>	<i>Program Income</i>	<i>Local Match</i>	<i>Project Total</i>
1	410	K8	\$549,735.50	\$0.00	\$0.00	\$566,270.72	<b>\$1,116,006.22</b>

Task: **Program Management**

Alcohol and Other Drug Counter Measures AL - 02

Project # 2012-TTI-G-MYG-Yr3-0186 District BRY Organization Name Texas Transportation Institute

Title / Desc. **Brazos Valley Impaired Driving Working Group**

*This project will conduct an assessment of impaired driving issues in the Brazos Valley with special emphasis on underage and develop/deploy the resulting strategic plan to reduce impaired driving.*

Objectives

- Maintain 1 the Brazos Valley Impaired Driving Working Group by 9/30/2012
- Provide 10 technical assistance and support to the working group by 9/30/2012
- Coordinate 5 meetings and activities for the Brazos Valley Impaired Driving Working Group by 9/30/2012
- Create 3 & distribute educational materials for distribution within the county related to the working group by 9/30/2012
- Revise 1 strategic planning tool to reflect the progress of the working group & plan activities by 9/30/2012

Budget:

# Projects	Fund	Source	Federal Funding	State Funding	Program Income	Local Match	Project Total
1	410	K8	\$46,388.43	\$0.00	\$0.00	\$5,185.20	<b>\$51,573.63</b>

Task: **PI&E**

Alcohol and Other Drug Counter Measures AL - 02

Project # 2012-Hillcres-G-1YG-0112 District WAC Organization Name Hillcrest Baptist Medical Center-Hillcrest

Title / Desc. **Texas RED Program**

*This project would work to reduce alcohol/drug crashes for teens, primarily through experiential, informational, & educational outreaches in partnership with Texas Trauma Centers.*

Objectives

- Establish 15 Alcohol/Drug safety educational displays by 9/30/2012
- Collect 1400 Alcohol/drug use assessments throughout the service area by 9/30/2012
- Attend 1 TxDOT Alcohol Partners meeting by 9/30/2012
- Distribute 6000 PI&E brochures including Prom Campaign by 9/30/2012
- Conduct 15 "Smashed" educational presentations by 9/30/2012
- Conduct 40 fatal vision goggle demonstrations to youth ages 5-19 by 9/30/2012
- Participate 3 Shattered Dreams within the service area by 9/30/2012
- Establish 12 collaborative relationships throughout the service area by 9/30/2012
- Attend 9 health fairs/community events throughout the service area by 9/30/2012
- Establish 4 relationships with 2 additional trauma centers for future RED program locations by 9/30/2012
- Conduct 8 RED Programs in 3 different counties in the service area by 9/30/2012

Budget:

# Projects	Fund	Source	Federal Funding	State Funding	Program Income	Local Match	Project Total
1	410	K8	\$180,432.50	\$0.00	\$0.00	\$82,954.25	<b>\$263,386.75</b>

Task: **PI&E**

Alcohol and Other Drug Counter Measures AL - 02

<i>Project #</i>	<i>Division</i>	<i>Organization Name</i>
2012-Hillcres-G-1YG-0138	TRF-TS	Hillcrest Baptist Medical Center-Hillcrest

*Title / Desc.* **TeenSafe**

*TeenSafe is a prevention outreach program whose mission is to promote education, responsibility & empowerment concerning traffic safety for preteens, teens, parents, schools & the community.*

*Objectives*

- Develop 1 TeenSafe Volunteer Certification Class by 8/31/2012
- Maintain 40 youth traffic safety educational display areas within the grant service area by 9/28/2012
- Conduct 60 youth programs/presentations on dangers of drinking and driving and traffic safety by 9/28/2012
- Attend 1 TxDOT Alcohol Partners meeting by 9/28/2012
- Conduct 15 traffic safety programs/presentations targeting middle and high school students by 9/28/2012
- Distribute 15000 PI&E traffic safety educational brochures in the grant service area and contiguous counties by 9/29/2012
- Distribute 4 TeenSafe Times Newsletters throughout the grant service area by 9/14/2012
- Conduct 3 seasonal safety campaigns throughout the grant service area by 8/31/2012
- Conduct 85 programs and presentations using technical simulations by 9/28/2012
- Conduct 12 parent/caregiver education presentations on the dangers and consequences of drinking and driving by 9/29/2012
- Conduct 24 experiential education programs/presentations addressing alcohol and traffic safety by 9/28/2012
- Assist 8 events within 3 or more contiguous counties of the grant service area by 9/30/2012
- Maintain 1 database relating to pre-teens and teens in the grant service area by 9/28/2012
- Attend 18 community health fairs and events throughout the grant service area by 9/30/2012
- Maintain 1 coalition on youth substance abuse, drinking and driving and traffic safety by 9/28/2012

*Budget:*

<i># Projects</i>	<i>Fund</i>	<i>Source</i>	<i>Federal Funding</i>	<i>State Funding</i>	<i>Program Income</i>	<i>Local Match</i>	<i>Project Total</i>
1	402	AL	\$188,490.00	\$0.00	\$0.00	\$204,821.21	<b>\$393,311.21</b>

Task: **PI&E**

Alcohol and Other Drug Counter Measures AL - 02

<b>Project #</b>	<b>Division</b>	<b>Organization Name</b>
2012-MADD-G-1YG-0046	TRF-TS	Mothers Against Drunk Driving

**Title / Desc. TAKE THE WHEEL in Dallas, Travis, Cameron and Hidalgo Counties.**

*Increase awareness and reduce alcohol related traffic fatalities in Dallas, Travis, Cameron and Hidalgo Counties in collaboration with law enforcement, the criminal justice system and the citizens.*

**Objectives**

- Train 30 Volunteers to serve as court monitors by 9/30/2012
- Conduct 12 Speakers Bureau Training for Volunteers by 8/31/2012
- Conduct 120 Roll Call Briefings with law enforcement agencies by 9/30/2012
- Implement 2880 monitoring of DWI/DUI cases in the courts by court monitoring volunteers and staff by 9/30/2012
- Conduct 6 media events to engage and support community events by 8/31/2012
- Conduct 3 Law Enforcement Recognition and Awards Events in Dallas, Travis, Hidalgo and Cameron Counties by 9/30/2012
- Conduct 6 Judiciary and Service Agencies meetings in Dallas, Travis, Hidalgo and Cameron Counties by 9/30/2012
- Attend 36 coalition meeting to discuss drunk driving issues by 9/30/2012

**Budget:**

# Projects	Fund	Source	Federal Funding	State Funding	Program Income	Local Match	Project Total
1	410	K8FR	\$800,394.50	\$0.00	\$0.00	\$276,700.00	<b>\$1,077,094.50</b>

<b>Project #</b>	<b>District</b>	<b>Organization Name</b>
2012-MADD-G-1YG-0047	FTW	Mothers Against Drunk Driving

**Title / Desc. TAKE THE WHEEL in Tarrant County.**

*Increase awareness and reduce alcohol related traffic fatalities in Tarrant County in collaboration with law enforcement, the criminal justice system and the citizens.*

**Objectives**

- Train 20 Volunteers for Speakers Bureau to speak about TAKE THE WHEEL by 8/30/2012
- Train 10 Volunteers to serve as court monitors by 8/30/2012
- Conduct 40 Roll Call Briefings with law enforcement agencies by 9/30/2012
- Identify 15 Potential volunteers for training as court monitors by 9/30/2012
- Implement 600 Monitoring of DUI cases in the courts by court monitoring volunteers and staff by 9/30/2012
- Conduct 1 Media Relation Activity for TAKE THE WHEEL by 9/30/2012
- Conduct 1 Law Enforcement Recognition and Awards Event by 6/30/2012
- Coordinate 1 Judiciary and Service Agencies to meet and discuss drunk driving cases by 3/30/2012
- Attend 8 Coalition or TASK FORCE meetings in Tarrant County by 9/30/2012

**Budget:**

# Projects	Fund	Source	Federal Funding	State Funding	Program Income	Local Match	Project Total
1	410	K8FR	\$148,539.75	\$0.00	\$0.00	\$50,006.85	<b>\$198,546.60</b>

Task: **PI&E**

Alcohol and Other Drug Counter Measures AL - 02

<i>Project #</i>	<i>District</i>	<i>Organization Name</i>
2012-MADD-G-1YG-0048	ELP	Mothers Against Drunk Driving

*Title / Desc.* **TAKE THE WHEEL in El Paso County.**

*Increase awareness and reduce alcohol related traffic fatalities in El Paso County in collaboration with law enforcement, the criminal justice system and the citizens.*

**Objectives**

- Conduct 2 Speakers Bureau Training sessions for volunteers by 8/31/2012
- Train 15 Volunteers to serve as court monitors by 8/30/2012
- Conduct 30 Roll Call Briefings with law enforcement agencies by 9/30/2012
- Identify 15 Volunteers to train as court monitors by 9/30/2012
- Implement 600 Monitoring of DUI cases in the courts by court monitoring volunteers and staff by 9/30/2012
- Create 1 Media Relation Activity for TAKE THE WHEEL by 1/31/2012
- Conduct 1 Law Enforcement Recognition and Awards Event by 5/30/2012
- Coordinate 1 Judiciary and Service Agencies to meet and discuss drunk driving cases by 3/30/2012
- Attend 8 Coalition or TASK FORCE meetings in El Paso County by 9/30/2012

**Budget:**

# Projects	Fund	Source	Federal Funding	State Funding	Program Income	Local Match	Project Total
1	410	K8FR	\$118,583.90	\$0.00	\$0.00	\$41,115.09	<b>\$159,698.99</b>

<i>Project #</i>	<i>District</i>	<i>Organization Name</i>
2012-MADD-G-1YG-0049	SAT	Mothers Against Drunk Driving

*Title / Desc.* **TAKE THE WHEEL in Bexar County.**

*Increase awareness and reduce alcohol related traffic fatalities in Bexar County in collaboration with law enforcement, the criminal justice system and the citizens.*

**Objectives**

- Conduct 2 Speakers Bureau Training for Volunteers by 8/31/2012
- Train 10 Volunteers to serve as court monitors by 8/30/2012
- Conduct 30 Roll Call Briefings with law enforcement agencies by 9/30/2012
- Identify 15 Potential volunteers for training as court monitors by 9/30/2012
- Implement 600 Monitoring of DUI cases in the courts by court monitoring volunteers and staff by 9/30/2012
- Conduct 1 Media Relation activity for TAKE THE WHEEL by 1/31/2012
- Conduct 1 Law Enforcement Recognition and Awards Event by 8/31/2012
- Coordinate 1 Judiciary and Service Agencies meeting to discuss drunk driving cases by 4/30/2012
- Attend 8 Coalition or TASK FORCE meetings in Bexar County by 9/30/2012

**Budget:**

# Projects	Fund	Source	Federal Funding	State Funding	Program Income	Local Match	Project Total
1	410	K8FR	\$150,000.00	\$0.00	\$0.00	\$50,015.48	<b>\$200,015.48</b>



Task: **PI&E**

Alcohol and Other Drug Counter Measures AL - 02

Project # 2012-MADD-G-1YG-0050 District TYL Organization Name Mothers Against Drunk Driving

Title / Desc. **TAKE THE WHEEL in Smith County.**

*Increase awareness and reduce alcohol related traffic fatalities in Smith County in collaboration with law enforcement, the criminal justice system and the citizens.*

**Objectives**

- Conduct 2 Speakers Bureau Training for Volunteers by 8/31/2012
- Train 10 Volunteers to service as court monitors by 6/30/2012
- Conduct 30 Roll Call Briefings with law enforcement agencies by 9/30/2012
- Identify 15 Potential volunteers for training as court monitors by 9/30/2012
- Implement 600 Monitoring of DUI cases in the courts by court monitoring volunteers and staff by 9/30/2012
- Conduct 1 Media relation Activity for TAKE THE WHEEL Program by 1/31/2012
- Conduct 1 Law Enforcement Recognition and Awards Event by 9/30/2012
- Coordinate 1 Judiciary and Service Agencies to meet and discuss drunk driving cases by 4/30/2012
- Attend 8 Coalition or TASK FORCE meetings in Smith County by 9/30/2012

**Budget:**

# Projects	Fund	Source	Federal Funding	State Funding	Program Income	Local Match	Project Total
1	410	K8FR	\$145,292.25	\$0.00	\$0.00	\$50,012.10	<b>\$195,304.35</b>

Project # 2012-MADD-G-1YG-0038 District HOU Organization Name Mothers Against Drunk Driving

Title / Desc. **TAKE THE WHEEL in Harris and Montgomery Counties.**

*Increase awareness and reduce alcohol related traffic fatalities in Harris and Montgomery Counties in collaboration with law enforcement, the criminal justice system and the citizens.*

**Objectives**

- Train 20 Volunteers to serve as court monitors by 9/30/2012
- Attend 6 Health Fairs in Harris and Montgomery Counties by 9/30/2012
- Conduct 80 Roll Call Briefings with law enforcement agencies by 9/30/2012
- Implement 1600 Monitoring of DUI cases in the courts by court monitoring volunteers and staff by 9/30/2012
- Conduct 2 Media events to increase awareness of the problems associated with drunk driving by 9/30/2012
- Conduct 1 Law Enforcement Recognition and Awards Event by 9/30/2012
- Participate 12 In monthly HGAC DWI Committee meetings by 9/30/2012
- Conduct 2 Judiciary and Service Agencies round tables to meet and discuss drunk driving cases by 9/30/2012
- Attend 8 Coalition or TASK FORCE meetings in Harris and Montgomery Counties by 9/30/2012

**Budget:**

# Projects	Fund	Source	Federal Funding	State Funding	Program Income	Local Match	Project Total
1	410	K8FR	\$263,006.27	\$0.00	\$0.00	\$272,307.00	<b>\$535,313.27</b>



Task: **PI&E**

Alcohol and Other Drug Counter Measures AL - 02

Project # 2011-SMAM-G-3YG-0030 Division TRF-TS Organization Name Sherry Matthews Advocacy Marketing

**Title / Desc. Whos Driving Tonight?. Integrated DWI-Prevention Public Education Campaign**

*This public education campaign uses paid media and outreach events to target young adults and college students to promote the importance of finding a sober ride home if theyve been drinking.*

**Objectives**

- Produce 1500 Peer-to-peer educational kits by 8/15/2012
- Update 25 Event -in-a-box kits by 2/29/2012
- Produce 550000 Promotional items by 2/29/2012
- Conduct 1 Fall paid media campaign/outreach program by 9/30/2012
- Conduct 1 Spring outdoor paid media campaign by 5/31/2012
- Implement 1 Digital social media strategy by 9/30/2012

**Budget:**

# Projects	Fund	Source	Federal Funding	State Funding	Program Income	Local Match	Project Total
1	410	K8PM	\$570,964.00	\$0.00	\$0.00	\$321,167.00	<b>\$892,131.00</b>

Project # 2011-SMAM-G-3YG-0025 Division TRF-TS Organization Name Sherry Matthews Advocacy Marketing

**Title / Desc. On the Road in Texas, Street Smarts, Outdoor and Online Earned Media Program**

*TxDOTs radio, TV, outdoor and online media programs provide year round statewide traffic safety messages and also generate earned media to meet federal match requirements.*

**Objectives**

- Maintain 1 Texasdriversquizorg website by 9/30/2012
- Produce 10 Billboard vinyls for PSA placement by 9/30/2012
- Maintain 1 Free outdoor program by 9/30/2012
- Produce 4 Reports documenting earned media program by 9/30/2012
- Increase Media vendors in online news features program from 35 to 40 by 9/30/2012
- Maintain 1 Website as "content depot" for media partners by 9/30/2012
- Distribute 6 Sets of Street Smarts TV features by 9/30/2012
- Maintain 30 Number of stations airing Street Smarts TV news features by 9/30/2012
- Produce 25 Street Smarts 60-second TV news features by 8/31/2012
- Distribute 12 Monthly sets of Street Smarts radio features by 9/30/2012
- Distribute 12 Monthly sets of On the Road in Texas radio features by 9/30/2012
- Produce 10 English or Spanish On the Road in Texas radio news features by 9/30/2012
- Produce 25 Street Smarts 30-second radio news features by 9/30/2012
- Maintain 275 Number of stations airing On the Road in Texas & Street Smarts radio features by 9/30/2012

**Budget:**

# Projects	Fund	Source	Federal Funding	State Funding	Program Income	Local Match	Project Total
1	402	AL	\$585,491.00	\$0.00	\$0.00	\$745,170.00	<b>\$1,330,661.00</b>

Task: **PI&E**

Alcohol and Other Drug Counter Measures AL - 02

<i>Project #</i>	<i>Division</i>	<i>Organization Name</i>
2011-SMAM-G-3YG-0029	TRF-TS	Sherry Matthews Advocacy Marketing

**Title / Desc. DWI-Prevention Public Information & Education Campaign**

*This 4-part year round DWI-prevention public education campaign encourages those who drink alcohol to designate a sober driver, call a cab or find a sober ride home.*

**Objectives**

- Distribute 2 Sets of materials to announce Super Bowl/Halloween campaigns by 9/30/2012
- Conduct 2 Paid media campaigns (Halloween and Super Bowl) by 9/30/2012
- Produce 2 Don't Drink and Drive out-of-home advertising components by 9/30/2012
- Produce 1 "Bars to cars" creative material by 9/30/2012
- Distribute 2 Sets of materials to announce Holiday/Independence Day campaigns by 6/30/2012
- Produce 1200 Winter holiday package/convenience store counter mats by 12/31/2011
- Produce 100000 Point-of-sale static decals by 12/31/2011
- Produce 1 Interactive campaign resource kit by 12/31/2011
- Distribute 6000 Winter holiday employer outreach mailings by 12/31/2011
- Produce 1500000 Point-of-sale coasters by 12/31/2011

**Budget:**

# Projects	Fund	Source	Federal Funding	State Funding	Program Income	Local Match	Project Total
1	410	K8PM	\$818,000.00	\$0.00	\$0.00	\$1,520,209.00	<b>\$2,338,209.00</b>

<i>Project #</i>	<i>Division</i>	<i>Organization Name</i>
2012-SMAM-G-1YG-0122	TRF-TS	Sherry Matthews Advocacy Marketing

**Title / Desc. Motorcyclist DWI-Prevention Campaign**

*This public education campaign targets Texas motorcyclists with paid media and outreach activities to raise awareness about the dangers of riding while under the influence of alcohol.*

**Objectives**

- Distribute 1 set of materials announcing the motorcycle DWI-prevention campaign by 7/31/2012
- Distribute 1 set of outreach motorcycle DWI-prevention materials by 9/30/2012
- Produce 1 motorcycle DWI-prevention event booth by 6/30/2012
- Produce 1 set of motorcycle DWI-prevention creative materials by 5/1/2012
- Conduct 1 motorcycle DWI-prevention paid media campaign by 7/31/2012
- Conduct 1 series of motorcycle rider focus groups by 4/15/2012

**Budget:**

# Projects	Fund	Source	Federal Funding	State Funding	Program Income	Local Match	Project Total
1	410	K8PM	\$300,878.00	\$0.00	\$0.00	\$169,244.00	<b>\$470,122.00</b>

Task: **PI&E**

Alcohol and Other Drug Counter Measures AL - 02

Project # 2012-TST-G-1YG-0026 Division TRF-TS Organization Name Texans Standing Tall

Title / Desc. **Zero Alcohol for Youth Campaigns to Reduce DUI-related Crashes Among Drivers Under 21 Statewide**

*Zero Alcohol for Youth Campaign kit materials will be updated and utilized to train coalitions and youth to implement campaigns to increase enforcement of Zero Tolerance laws to reduce DUI crashes.*

**Objectives**

- Provide 18000000 Texans access to Zero Alcohol for Youth campaign manuals, videos, and PI&E materials by 9/30/2012
- Train 10 community coalitions and their youth to implement the Zero Alcohol for Youth campaign project by 9/30/2012
- Update 1 Zero Alcohol for Youth Campaign and produce resources to reflect the law and prevention standards by 3/31/2012

**Budget:**

# Projects	Fund	Source	Federal Funding	State Funding	Program Income	Local Match	Project Total
1	410	K8	\$234,486.58	\$0.00	\$0.00	\$99,687.00	<b>\$334,173.58</b>

Project # 2012-Texas Ag-G-1YG-0096 Division TRF-TS Organization Name Texas AgriLife Extension Service

Title / Desc. **Texas AgriLife Extension Service Alcohol Awareness Program**

*Education and awareness program on the dangers of impaired driving to reduce alcohol related crashes and fatalities. Emphasis is on reducing impaired driving among youth, especially in rural counties.*

**Objectives**

- Distribute 25000 PI&E to promote alcohol awareness at college campuses, high schools or community events by 9/30/2012
- Develop 1 website with resources to help reduce the number of alcohol-related crashes, fatalities and injuries by 9/30/2012
- Provide 75 police departments or judges with training information to increase enforcement of underage drinking by 9/30/2012
- Develop 1 partnership with Texas Collegiate 4-H to get the word out to college campuses about impaired driving by 9/30/2012
- Identify 100 employers statewide to promote alcohol awareness campaigns such as Pass the Keys, Choose Your Ride by 9/30/2012
- Support 100 events to promote alcohol awareness campaign by 9/30/2012
- Conduct 20 programs to promote alcohol awareness using the DWIPOD Alcohol Simulator by 9/30/2012
- Acquire 1 portable DWIPOD Alcohol Driving Simulator to increase awareness of the dangers of impaired driving by 9/30/2012
- Coordinate 1 statewide campaign titled Watch Ur BAC to raise awareness of the dangers of impaired driving by 9/30/2012

**Budget:**

# Projects	Fund	Source	Federal Funding	State Funding	Program Income	Local Match	Project Total
1	410	K8	\$272,201.03	\$0.00	\$0.00	\$117,198.00	<b>\$389,399.03</b>

Task: **PI&E**

Alcohol and Other Drug Counter Measures AL - 02

<b>Project #</b>	<b>District</b>	<b>Organization Name</b>
2012-Texas Ag-G-1YG-0098	BRY	Texas AgriLife Extension Service

**Title / Desc. Brazos Valley Alcohol Awareness Program**

*Program to reduce impaired driving crashes and fatalities in the Bryan TxDOT District through the use of educational programming and media campaigns. Emphasis is on reducing youth impaired driving.*

**Objectives**

- Support 4 motorcycle events to educate riders about the dangers of drinking alcohol and riding a motorcycle by 9/30/2012
- Educate 10 law enforcement agencies on TMPA's FRIDAY program to increase youth anti-drinking law enforcement by 9/30/2012
- Distribute 8000 PI&E to support grant objectives by 9/30/2012
- Identify 20 employers to promote local or statewide alcohol awareness campaigns by 9/30/2012
- Support 10 programs on alcohol awareness at high schools, college campuses or community events by 9/30/2012
- Support 3 statewide or national campaigns such as Choose Your Ride, Drunk Driving Over the Limit Under Arrest by 9/30/2012
- Support 8 community groups to help promote the alcohol awareness campaign by 9/30/2012
- Conduct 1 media campaign to get the word out through radio, TV, newspapers, and social media sites by 9/30/2012
- Develop 1 educational campaign to raise the awareness of the dangers of impaired driving by 9/30/2012

**Budget:**

# Projects	Fund	Source	Federal Funding	State Funding	Program Income	Local Match	Project Total
1	410	K8	\$38,266.01	\$0.00	\$0.00	\$14,368.00	<b>\$52,634.01</b>

<b>Project #</b>	<b>Division</b>	<b>Organization Name</b>
2012-TABC-G-1YG-0107	TRF-TS	Texas Alcoholic Beverage Commission

**Title / Desc. TABC Retailer's At Risk Preventative Project**

*To reduce DUI and other alcohol related offenses by encouraging voluntary compliance from licensed alcohol retailers and involving communities to be proactive and report alcohol related offenses.*

**Objectives**

- Coordinate 4 press releases at each of the 5 TABC regions statewide prior to special events by 9/30/2012
- Train 6400 certified peace officers on alcohol laws and alcohol related enforcement operations by 9/30/2012
- Educate 7400 retail employees on alcohol laws and penalties by 9/30/2012
- Train 22 TABC Agents and Auditors to become Certified Fraud Examiners by 9/30/2012
- Develop 1 enhanced program which automatically captures information used in a retailer's at risk assessment by 9/30/2012

**Budget:**

# Projects	Fund	Source	Federal Funding	State Funding	Program Income	Local Match	Project Total
1	410	K8	\$250,000.14	\$0.00	\$0.00	\$138,525.61	<b>\$388,525.75</b>

Task: **PI&E**

Alcohol and Other Drug Counter Measures AL - 02

<i>Project #</i>	<i>Division</i>	<i>Organization Name</i>
TRF-TS IDM Media - HVE	TRF-TS	Texas Department of Transportation

**Title / Desc. Impaired Driving Mobilization Media Campaign**

*Federal funds will be used to conduct a paid media campaign to support the National Impaired Driving Mobilization. Messages will be conveyed using outdoor, radio, television, interactive internet and print media to promote the increased enforcement effort of the campaign.*

**Budget:**

# Projects	Fund	Source	Federal Funding	State Funding	Program Income	Local Match	Project Total
1	410	K8HV	\$2,000,000.00	\$0.00	\$0.00	\$6,000,000.00	<b>\$8,000,000.00</b>

<i>Project #</i>	<i>Division</i>	<i>Organization Name</i>
Project Celebration	TRF-TS	Texas Department of Transportation

**Title / Desc. Project Celebration**

*Project Celebration Mini-Grants are state funded grants to approximately 575 high schools to assist in sponsoring alcohol free events around prom and graduation time.*

**Budget:**

# Projects	Fund	Source	Federal Funding	State Funding	Program Income	Local Match	Project Total
1	410	K8	\$0.00	\$200,000.00	\$0.00	\$0.00	<b>\$200,000.00</b>

<i>Project #</i>	<i>Division</i>	<i>Organization Name</i>
2012-TTI-G-1YG-0100	TRF-TS	Texas Transportation Institute

**Title / Desc. Peer-to-Peer Pilot Program for Decreasing Alcohol-Impaired Driving by College Students**

*This project addresses the problem of alcohol-impaired driving by college students. Message/resource delivery will be peer-to-peer and include a pilot test at two colleges in the San Antonio area.*

**Objectives**

- Collect 2 Reviews of peer-program feedback and evaluation for program refinement by 9/30/2012
- Coordinate 2 Separate pilot programs at selected universities in the San Antonio area by 9/30/2012
- Identify 2 Student networks to lead the implementation of the peer-based program by 3/31/2012
- Produce 1 Communication plan to guide program development and implementation by 2/28/2012
- Conduct 3 Focus groups to better understand college-age drinking and driving behavior by 1/31/2012

**Budget:**

# Projects	Fund	Source	Federal Funding	State Funding	Program Income	Local Match	Project Total
1	410	K8	\$162,188.07	\$0.00	\$0.00	\$63,610.17	<b>\$225,798.24</b>

Task: **PI&E**

Alcohol and Other Drug Counter Measures AL - 02

Project # 2012-TTI-G-MYG-Yr3-0047 Division TRF-TS Organization Name Texas Transportation Institute

**Title / Desc. A Public Awareness Campaign to Educate the Public on Alcohol Impaired Drivers**

*The purpose of this project is to measure the overall change in caller reporting behavior as a result of a public awareness campaign to educate the public on alcohol impaired drivers.*

**Objectives**

- Conduct 1 debriefing exercise with the pilot community's law enforcement agency by 6/30/2012
- Provide 1 written cumulative report of project findings by 9/30/2012
- Conduct 1 (a minimum of 1) debriefing experience with the pilot community residents by 6/30/2012
- Conduct 2 meetings with law enforcement agencies regarding caller reporting behavior by 5/30/2012

**Budget:**

# Projects	Fund	Source	Federal Funding	State Funding	Program Income	Local Match	Project Total
1	410	K8	\$54,389.98	\$0.00	\$0.00	\$6,070.72	<b>\$60,460.70</b>

Project # 2012-TTI-G-1YG-0073 Division TRF-TS Organization Name Texas Transportation Institute

**Title / Desc. Texas Impaired Driving and Inter-Agency Working Group & Statewide Impaired Driving Web Site**

*Provide technical assistance to the Alcohol & Other Countermeasures Program by facilitating the TX Impaired Driving Inter-agency Working Group & web site, revising the internal assessment document*

**Objectives**

- Conduct 2 statewide impaired driving interagency working group meetings by 9/30/2012
- Develop 1 set of procedures for the operation of the inter-agency working group by 9/30/2012
- Develop 1 final report summarizing all of the results uncovered during this project by 9/30/2012
- Conduct 2 impaired driving sub-working group meetings to address specific areas of impaired driving by 9/30/2012
- Provide 6 technical assistance activities to the Alcohol & Other Drug Countermeasures Program and/or Partners by 9/30/2012
- Revise 1 internal NHTSA State Alcohol Self-Assessment document by 9/30/2012
- Create 1 impaired driving web site to support the communication of information to partners & advocates by 9/30/2012
- Create 1 Statewide Impaired Driving Interagency Working Group (IWC) by 9/30/2012

**Budget:**

# Projects	Fund	Source	Federal Funding	State Funding	Program Income	Local Match	Project Total
1	410	K8FR	\$66,665.81	\$0.00	\$0.00	\$22,250.37	<b>\$88,916.18</b>

Task: **PI&E**

Alcohol and Other Drug Counter Measures AL - 02

<i>Project #</i>	<i>Division</i>	<i>Organization Name</i>
2012-ThinkSt-G-MYG-Yr3-0209	TRF-TS	ThinkStreet

*Title / Desc.* **If you've been drinking on game day, pass your keys to a designated receiver.**

*Public information and education campaign to reduce game day, sports-related drinking and driving behavior.*

**Objectives**

- Develop 1 additional creative elements as needed to support the campaign by 1/9/2012
- Implement 1 public relations and media relations strategy by 1/9/2012
- Implement 1 grassroots outreach strategy to support campaign initiatives by 1/9/2012
- Purchase 1 paid media schedule and solicit PSA media to support the campaign message by 5/28/2012
- Conduct 1 DWI citation follow up study to measure 2010 and 2011 campaign efforts by 4/23/2012
- Conduct 1 follow-up study to measure behavior changes & problem awareness of sports-related impaired driving by 3/12/2012
- Manage 1 Pi&E campaign to reduce game day, sports-related drinking and driving behavior by 9/30/2012

**Budget:**

<i># Projects</i>	<i>Fund</i>	<i>Source</i>	<i>Federal Funding</i>	<i>State Funding</i>	<i>Program Income</i>	<i>Local Match</i>	<i>Project Total</i>
1	410	K8PM	\$1,130,000.00	\$0.00	\$0.00	\$933,000.00	<b>\$2,063,000.00</b>

<i>Project #</i>	<i>Division</i>	<i>Organization Name</i>
2012-ThinkSt-G-1YG-0131	TRF-TS	ThinkStreet

*Title / Desc.* **Summer P.A.S.S (Person Appointed to Stay Sober) A Summer Impaired Driving Prevention Program**

*A public awareness and prevention campaign to decrease the incidence of impaired driving in high-fatality summer months.*

**Objectives**

- Provide 1 comprehensive report documenting earned media results and campaign match by 9/30/2012
- Distribute 1 statewide press release by 5/28/2012
- Distribute 300 added value placement newspaper ads to statewide and Spanish language newspapers by 4/23/2012
- Distribute 16 sets of PI&E materials to Texas military bases by 4/23/2012
- Distribute 150 sets of PI&E materials to Texas employers by 4/23/2012

**Budget:**

<i># Projects</i>	<i>Fund</i>	<i>Source</i>	<i>Federal Funding</i>	<i>State Funding</i>	<i>Program Income</i>	<i>Local Match</i>	<i>Project Total</i>
1	410	K8PM	\$300,000.00	\$0.00	\$0.00	\$600,000.00	<b>\$900,000.00</b>



Task: **PI&E**

Alcohol and Other Drug Counter Measures AL - 02

<i>Project #</i>	<i>Division</i>	<i>Organization Name</i>
2012-ThinkSt-G-1YG-0041	TRF-TS	ThinkStreet

*Title / Desc.* **Get a Weekend PASS (Person Appointed To Stay Sober): A Weekend Impaired Driving Prevention Program**

*A public awareness and prevention campaign to decrease the incidence of weekend impaired driving and alcohol involved vehicle crashes.*

**Objectives**

- Provide 1 comprehensive report documenting earned media results and campaign match by 9/1/2012
- Distribute 1 statewide press release by 2/1/2012
- Distribute 300 added value placement newspaper ads to statewide and Spanish language newspapers by 12/12/2011
- Distribute 85 sets of PI&E materials to colleges and universities by 12/12/2011
- Distribute 16 sets of PI&E materials to Texas military bases by 12/12/2011
- Distribute 150 sets of PI&E materials to Texas employers by 12/12/2011
- Produce 61000000 paid media impressions by 5/7/2012
- Conduct 1 follow-up telephone survey to measure campaign awareness by 7/1/2012

**Budget:**

<i># Projects</i>	<i>Fund</i>	<i>Source</i>	<i>Federal Funding</i>	<i>State Funding</i>	<i>Program Income</i>	<i>Local Match</i>	<i>Project Total</i>
1	410	K8PM	\$909,501.35	\$0.00	\$0.00	\$1,357,700.00	<b>\$2,267,201.35</b>

<i>Project #</i>	<i>Division</i>	<i>Organization Name</i>
2012-ThinkSt-G-1YG-0040	TRF-TS	ThinkStreet

*Title / Desc.* **"Toma > Maneja > Cárcel"**

*A Spanish language impaired driving education and awareness program targeted to Texas Latinos, their influencers and community outreach partners.*

**Objectives**

- Provide 1 comprehensive report documenting earned media results and campaign match by 9/30/2012
- Distribute 2 statewide press releases by 8/6/2012
- Distribute 200 sets of PI&E materials to program partners by 9/3/2012
- Produce 12000000 paid media impressions by 9/30/2012
- Develop 1 partner-oriented landing page by 1/9/2012
- Conduct 1 follow-up survey to measure campaign awareness by 9/3/2012

**Budget:**

<i># Projects</i>	<i>Fund</i>	<i>Source</i>	<i>Federal Funding</i>	<i>State Funding</i>	<i>Program Income</i>	<i>Local Match</i>	<i>Project Total</i>
1	410	K8FR	\$671,089.35	\$0.00	\$0.00	\$971,600.00	<b>\$1,642,689.35</b>



Task: <b>PI&amp;E</b>	Alcohol and Other Drug Counter Measures AL - 02
-----------------------	---

<b>Project #</b> 2012-Travis C-G-1YG-0003	<b>District</b> AUS	<b>Organization Name</b> Travis County Attorney's UDPP
--	------------------------	---

**Title / Desc. Comprehensive Underage Drinking Prevention Program**

*To conduct a comprehensive underage drinking prevention program through educational efforts and peer to peer interaction to reduce underage alcohol consumption and underage drinking and driving.*

**Objectives**

- Establish 12 collaboration between existing agencies on underage drinking and anti-DWI issues by 9/30/2012
- Conduct 1 year round public information and education (PI&E) campaign in the tri-county area by 9/30/2012
- Conduct 5 Underage Drinking Prevention Task Force meetings by 9/30/2012
- Collect 12 months of UDPP statistics in Travis, Hays and Williamson Counties by 9/30/2012
- Participate 40 community events in Travis, Hays and Williamson Counties by 9/30/2012
- Conduct 180 Why Risk It? presentations to youth and adults in Travis, Hays and Williamson Counties by 9/30/2012
- Conduct 280 Busted presentations to youth and adults in Travis, Hays and Williamson Counties by 9/30/2012

**Budget:**

# Projects	Fund	Source	Federal Funding	State Funding	Program Income	Local Match	Project Total
1	410	K8	\$196,441.42	\$0.00	\$0.00	\$321,440.00	<b>\$517,881.42</b>

Task: <b>Training</b>	Alcohol and Other Drug Counter Measures AL - 02
-----------------------	---

<b>Project #</b> 2011-SHSU-G-3YG-0037	<b>Division</b> TRF-TS	<b>Organization Name</b> Sam Houston State University
--	---------------------------	--

**Title / Desc. Drug Impairment Training for Texas Employers**

*The primary goal of this proposal is to work with TX employers to educate employees on traffic safety, specifically driving impaired reducing the number of fatalities and injuries on Texas roadways.*

**Objectives**

- Develop 1 professional printer/copier agency subcontract to be implemented by 9/30/2012
- Train 300 Texas employers in the 6-hour Drug Impairment Training for Texas Employers by 9/30/2012
- Maintain 1 Sam Houston State University Impaired Driving Initiatives website by 9/30/2012
- Develop 1 DITTE instructor subcontract to be implemented by 9/30/2012
- Conduct 1 Advisory Group meeting to review the Drug Impairment Training for Texas Employers curriculum by 9/30/2012

**Budget:**

# Projects	Fund	Source	Federal Funding	State Funding	Program Income	Local Match	Project Total
1	410	K8FR	\$195,136.78	\$0.00	\$0.00	\$63,066.02	<b>\$258,202.80</b>

Task: **Training**

Alcohol and Other Drug Counter Measures AL - 02

<i>Project #</i>	<i>Division</i>	<i>Organization Name</i>
2012-TAC-G-1YG-0106	TRF-TS	Texas Association of Counties

**Title / Desc. DWI Courts Liaison and Recidivism Tracking Project**

*Continue DWI Project Director & Rural Courts Liaison introducing newly elected & appointed constitutional county judges to DWI court principles. Maintain phone hotline and DWI recidivism database.*

**Objectives**

- Attend 2 TxDOT Program Partners Meetings by 9/30/2012
- Attend 2 Education committee meetings by 9/30/2012
- Identify 1 DWI Project Director & Rural Courts Liaison by 9/30/2012
- Maintain 1 DWI courts website by 9/30/2012
- Provide 1 DWI courts telephone hotline/help desk by 9/30/2012
- Provide 1 DWI courts annual conference by 9/30/2012
- Collect 25 County surveys tracking DWI recidivism data for analysis and distribution by 9/30/2012
- Educate 195 Constitutional County Judges by 9/30/2012

**Budget:**

# Projects	Fund	Source	Federal Funding	State Funding	Program Income	Local Match	Project Total
1	410	K8	\$256,832.52	\$0.00	\$0.00	\$98,652.00	<b>\$355,484.52</b>

<i>Project #</i>	<i>Division</i>	<i>Organization Name</i>
2012-TCJ-G-1YG-0056	TRF-TS	Texas Center for the Judiciary

**Title / Desc. Texas Judicial Resource Liaison and DWI Judicial Education**

*This project improves adjudication of DWI cases through education, technical assistance, and support materials for judges, DWI court teams, Administrative Law Judges, and student conduct officers.*

**Objectives**

- Conduct 3 DWI Judicial Education at the Annual Judicial Education Conference by 9/30/2012
- Conduct 3 DWI Technology Breakout Sessions at the Criminal Justice Conference by 6/30/2012
- Coordinate 1 DWI Court Recidivism Study by 9/30/2012
- Develop 1 DWI Court Monitoring Shareware by 9/30/2012
- Conduct 1 DWI College for DWI Court Team Members, Student Conduct Officers & Administrative Law Judges by 9/28/2012
- Conduct 4 DWI Judicial Education Breakout Sessions at the Winter Regional Conferences by 3/1/2012
- Attend 2 TCJ Curriculum Committee Meetings as ex-officio member by 7/31/2012
- Distribute 4 DWI Newsletters by 9/30/2012
- Coordinate 1 Meeting of Traffic Safety Grant Program Partners by 3/31/2012
- Coordinate 1 Innovative DWI Model Court by 9/30/2012
- Manage 1 DWI website link and online materials and resources by 9/30/2012
- Conduct 1 DWI Court Team Training for judicial teams by 9/30/2012
- Maintain 1 Judicial Resource Liaison by 9/30/2012

**Budget:**

# Projects	Fund	Source	Federal Funding	State Funding	Program Income	Local Match	Project Total
1	410	K8	\$779,254.56	\$0.00	\$0.00	\$843,804.00	<b>\$1,623,058.56</b>

Task: **Training**

Alcohol and Other Drug Counter Measures AL - 02

<i>Project #</i>	<i>Division</i>	<i>Organization Name</i>
2012-TJCTC-G-MYG-Yr3-0093	TRF-TS	Texas Justice Court Training Center

*Title / Desc.* **Justice Court Traffic Safety Initiative**

*Provide education for Justices of the Peace and Court Personnel in the areas of traffic safety/ alcohol awareness. Work with county judges to ensure bond condition consistency following DWI arrests*

*Objectives*

- Send 2 individuals to include staff, judges, and/or court personnel to Lifesavers for "Train the Trainer" by 9/30/2012
- Maintain 1 internet site dedicated to the program, accessible to judges and court personnel by 9/30/2012
- Implement 10 counties in the bond condition schematic program by 9/30/2012
- Distribute 1 newsletter entirely dedicated to program-related information by 9/30/2012
- Distribute 3 newsletters containing an article related to the project by 9/30/2012
- Train 10 new judges in program areas by 9/30/2012
- Conduct 6 four-hour program classes at 20 hour justice of the peace seminars by 9/30/2012
- Conduct 4 four-hour program classes at 16 hour court personnel workshops by 9/30/2012
- Conduct 3 one day schools for court personnel on program-related topics by 9/30/2012
- Conduct 6 one day schools for judges on program-related topics by 9/30/2012
- Distribute 900 copies of Reporting Requirement guide by 9/30/2012
- Produce 1 Guide to Reporting Requirements for judges and court personnel by 9/30/2012

*Budget:*

<i># Projects</i>	<i>Fund</i>	<i>Source</i>	<i>Federal Funding</i>	<i>State Funding</i>	<i>Program Income</i>	<i>Local Match</i>	<i>Project Total</i>
1	410	K8	\$173,411.17	\$0.00	\$0.00	\$177,419.20	<b>\$350,830.37</b>

Task: **Training**

Alcohol and Other Drug Counter Measures AL - 02

<i>Project #</i>	<i>Division</i>	<i>Organization Name</i>
2012-TMCEC-G-1YG-0089	TRF-TS	Texas Municipal Courts Education Center

*Title / Desc.* **Municipal Traffic Safety Initiatives**

*To provide judicial education with emphasis on alcohol-related traffic safety issues to municipal judges and court support personnel at the state, regional, and local levels.*

*Objectives*

- Coordinate 24 traffic safety exhibits at city and court-related seminars by 9/30/2012
- Conduct 2 Teen Court planning sessions by 9/30/2012
- Conduct 1 statewide traffic safety conference for judges, court support personnel & city officials by 7/31/2012
- Produce 20 newsletter pages on traffic safety for municipal judges & court support personnel by 9/30/2012
- Train 75 city officials in traffic safety laws and principles at a statewide conference by 7/31/2012
- Train 100 municipal prosecutors in ts courses at TMCEC regional conferences, local programs, and webinars by 9/30/2012
- Train 1100 municipal judges in ts courses at reg conferences, local programs, orientations, clinics, & webinar by 9/30/2012
- Train 600 municipal court clerks in ts courses at regional & local programs, orientations, clinics, & webinars by 9/30/2012
- Train 100 municipal bailiffs, warrant officers, & marshals in ts courses @ regional & local programs & webinar by 9/30/2012
- Educate 1200 municipal judges through an awareness (PI&E) campaign on traffic safety by 9/30/2012
- Produce 10 information pages and links for the TMCEC website on traffic safety issues by 9/30/2012
- Identify 9 courts as award recipients for the MTSI Traffic Safety Awards by 9/30/2012

*Budget:*

<i># Projects</i>	<i>Fund</i>	<i>Source</i>	<i>Federal Funding</i>	<i>State Funding</i>	<i>Program Income</i>	<i>Local Match</i>	<i>Project Total</i>
1	402	AL	\$282,411.80	\$0.00	\$6,550.00	\$289,360.30	<b>\$578,322.10</b>

<i>Project #</i>	<i>Division</i>	<i>Organization Name</i>
2012-TMPA-G-1YG-0053	TRF-TS	Texas Municipal Police Association

*Title / Desc.* **Standardized Field Sobriety Testing (SFST) Refresher Training Course**

*To conduct Standardized Field Sobriety Testing Refresher classes throughout the state for Texas peace officers.*

*Objectives*

- Distribute 1 follow up evaluation to SFST students after six months (or within the grant year) by 9/30/2012
- Distribute 2000 instructor evaluations at the completion of each course by 9/30/2012
- Produce 2000 copies of the latest NHTSA Standardized Field Sobriety Testing Practitioner Refresher manuals by 9/30/2012
- Conduct 100 Standardized Field Sobriety Testing 8-Hour Refresher Courses by 9/30/2012

*Budget:*

<i># Projects</i>	<i>Fund</i>	<i>Source</i>	<i>Federal Funding</i>	<i>State Funding</i>	<i>Program Income</i>	<i>Local Match</i>	<i>Project Total</i>
1	410	K8	\$511,697.79	\$0.00	\$0.00	\$511,625.70	<b>\$1,023,323.49</b>

Task: **Training**

Alcohol and Other Drug Counter Measures AL - 02

<i>Project #</i>	<i>Division</i>	<i>Organization Name</i>
2011-TMPA-G-3YG-0004	TRF-TS	Texas Municipal Police Association

*Title / Desc.* **Focus on reducing impaired driving among youth: A statewide approach.**

*This program will increase enforcement of laws related to underage drinking through increased law enforcement training and local coalition building. Its goal is to reduce underage impaired driving.*

**Objectives**

- Update 1 Twenty-four hour train-the-trainer curriculum by 12/31/2011
- Evaluate 60 Trainers by 9/30/2012
- Conduct 2 Train-the-Trainer courses by 4/30/2012
- Train 1200 Texas peace officers by 9/30/2012
- Distribute 5000 PI&E Materials by 9/30/2012
- Identify 20 New trainer candidates by 3/31/2012
- Attend 1 Lifesavers Conference by 4/30/2012
- Expand 20 Local coalitions to reduce underage drinking and underage impaired driving by 9/30/2012
- Develop 10 Local coalitions to reduce underage drinking and underage impaired driving by 9/30/2012
- Conduct 1 Instructor Colloquy by 6/30/2012
- Update 1 Eight hour curriculum by 12/31/2011
- Conduct 120 Eight hour courses by 9/30/2012

**Budget:**

<i># Projects</i>	<i>Fund</i>	<i>Source</i>	<i>Federal Funding</i>	<i>State Funding</i>	<i>Program Income</i>	<i>Local Match</i>	<i>Project Total</i>
1	410	K8	\$466,749.22	\$0.00	\$0.00	\$255,620.00	<b>\$722,369.22</b>

<i>Project #</i>	<i>Division</i>	<i>Organization Name</i>
2012-TTI-G-MYG-Yr3-0117	TRF-TS	Texas Transportation Institute

*Title / Desc.* **Blood Alcohol Concentration (BAC) Reporting in Texas: Improving ME Offices and County Performance**

*The project analyzes fatal crash data related to BAC reporting from CRIS and compares results to FARS. Includes working with local government and medical examiners to increase reporting by 20%.*

**Objectives**

- Produce 7 technical memorandums/reports and provide to TxDOT related to BAC testing by 9/30/2012
- Increase BAC reporting to TxDOT Traffic Records (CRIS) to 48% by 9/30/2012
- Evaluate 15 BAC/Drug reporting processes utilized by Medical Examiners offices in Texas by 9/30/2012
- Update 1 process flow for BAC reporting in fatal crashes by 9/30/2012

**Budget:**

<i># Projects</i>	<i>Fund</i>	<i>Source</i>	<i>Federal Funding</i>	<i>State Funding</i>	<i>Program Income</i>	<i>Local Match</i>	<i>Project Total</i>
1	410	K8	\$88,269.85	\$0.00	\$0.00	\$9,868.61	<b>\$98,138.46</b>

Task: **Training**

Alcohol and Other Drug Counter Measures AL - 02

Project # 2012-TTI-G-1YG-0008 Division TRF-TS Organization Name Texas Transportation Institute

Title / Desc. **Alcohol/Drug and Ignition Interlock Training for Texas Adult Probation Personnel**

Develop and pilot test an alcohol/drug/ignition interlock training curriculum for Texas Adult Probation personnel.

Objectives

- Train 50 Adult Probation officers using the TXDADAP by 2/28/2012
- Acquire 1 approval of alcohol/drug/ignition interlock device curriculum by 9/30/2012
- Conduct 1 pilot test of curriculum by 8/15/2012
- Develop 1 Alcohol/Drug Alcohol Ignition Interlock Device (BAIID) Curriculum by 5/31/2012

Budget:

# Projects	Fund	Source	Federal Funding	State Funding	Program Income	Local Match	Project Total
1	410	K8	\$160,432.97	\$0.00	\$0.00	\$53,535.36	<b>\$213,968.33</b>

Project # 2012-UHD-G-1YG-0092 Division TRF-TS Organization Name University of Houston/Downtown

Title / Desc. **Mobile Video Instructor Training Course**

Police officer training course for classroom and FTO instructors consisting of the legal and procedural use of in-car mobile video recording equipment for impaired driving countermeasures.

Objectives

- Train 225 Texas peace officers in 9 classes on Mobile Video Instructor curriculum by 9/30/2012
- Train 225 Texas peace officers in 9 classes on Mobile Video Instructor curriculum by 9/30/2012

Budget:

# Projects	Fund	Source	Federal Funding	State Funding	Program Income	Local Match	Project Total
1	410	K8	\$167,355.00	\$0.00	\$0.00	\$233,248.05	<b>\$400,603.05</b>

TEXAS HIGHWAY SAFETY PERFORMANCE PLAN FOR FISCAL YEAR 2012

**Alcohol and Other Drug Counter Measures**      **FY 2012**  
**Budget Module: AL - 2**

Program Area	# Proj	Total	FEDERAL							STATE			Fed. 402 to Local
			402	405	406	408	410	2010	2011	STATE	INCOME	LOCAL	
Program Management	3	\$2,274,065.69					\$1,136,703.62					\$1,137,362.07	
Enforcement	83	\$44,968,596.53					\$5,223,619.54					\$39,744,976.99	
Evaluation	3	\$1,488,404.53					\$859,243.98				\$3,375.00	\$625,785.55	
Public Information & Education	26	\$25,184,473.76	\$773,981.00				\$9,781,320.91			\$200,000.00		\$14,429,171.85	\$188,490.00
Training	10	\$5,624,300.90	\$282,411.80				\$2,799,139.86				\$6,550.00	\$2,536,199.24	
<b>TOTALS:</b>	<b>125</b>	<b>\$79,539,841.41</b>	<b>\$1,056,392.80</b>				<b>\$19,800,027.91</b>			<b>\$200,000.00</b>	<b>\$9,925.00</b>	<b>\$58,473,495.70</b>	<b>\$188,490.00</b>

# Emergency Medical Services

# EM - 03

## Goals

- To improve EMS care and support provided to motor vehicle trauma victims in rural and frontier areas of Texas.

## Objectives

- Increase the number of Students trained in EMS classes from 4,878 to 1,100

## Strategies

- Increase EMS involvement in local community safety efforts
- To increase the availability of EMS training in rural and frontier areas

## Project Descriptions

Task: **PI&E**

Emergency Medical Services EM - 03

Project #	Division	Organization Name
2012-TEEXESTI-G-1YG-0033	TRF-TS	Texas Engineering Extension Service - ESTI

### Title / Desc. Rural/Frontier EMS Education Training Program

Provide education and training to Rural/Frontier response departments in the TX. To enhance responder training in these areas and reduce EMS response times to MVA trauma victims in Rural/Frontier

### Objectives

- Distribute 12 Training and Recruitment Announcements by 9/30/2012
- Train 525 Students for Initial EMS Certification by 9/30/2012
- Train 185 Students in Continuing Educational Courses by 9/30/2012
- Maintain 86620 Student Hours while Attending Course by 9/30/2012
- Update 36 times on the Rural/Frontier EMS Education Website by 9/30/2012
- Attend 2 Conference/Meetings by 9/30/2012

### Budget:

# Projects	Fund	Source	Federal Funding	State Funding	Program Income	Local Match	Project Total
1	402	EM	\$536,224.85	\$0.00	\$0.00	\$795,412.80	<b>\$1,331,637.65</b>



## Emergency Medical Services

FY 2012  
Budget Module: EM - 3

Program Area	# Proj	Total	FEDERAL							STATE			Fed. 402 to Local
			402	405	406	408	410	2010	2011	STATE	INCOME	LOCAL	
Program Management	0												
Enforcement	0												
Evaluation	0												
Public Information & Education	1	\$1,331,637.65	\$536,224.85									\$795,412.80	
Training	0												
<b>TOTALS:</b>	<b>1</b>	<b>\$1,331,637.65</b>	<b>\$536,224.85</b>									<b>\$795,412.80</b>	

# Motorcycle Safety

# MC - 04

## Goals

- To reduce the number of motorcyclist fatalities

## Objectives

- Maintain the number of motorcyclist fatalities involving a motorcycle operator with a BAC of 0.8 or above from 67 (2009 CRIS) to 67
- Reduce the number of Motorcyclist fatalities from 426 (2009 FARS) to 422 (FARS)
- Reduce the number of Un-helmeted motorcyclist fatalities from 275 (2009 FARS) to 273 (FARS)

## Strategies

- Improve education and awareness of motorcycle safety among law enforcement and EMS personnel, educators and state & local traffic engineers
- Improve public information and education on motorcycle safety, including the value of wearing a helmet
- Improve public information and education on the value of not operating a motorcycle while under the influence of alcohol and/or other drugs
- Increase public information and education on motorists' responsibility pertaining to motorcycle safety
- Increase rider education and training

## Project Descriptions

Task: **PI&E**

Motorcycle Safety MC - 04

<i>Project #</i>	<i>Division</i>	<i>Organization Name</i>
2012-SMAM-G-1YG-0127	TRF-TS	Sherry Matthews Advocacy Marketing

### Title / Desc. **Motorcycle Safety Awareness Public Information & Education Campaign**

*This public education multi-media campaign urges motorists to take extra precautions to safely share the road with motorcyclists.*

### Objectives

- Conduct 1 motorcycle awareness earned media effort by 9/30/2012
- Distribute 6 sets of outreach materials by 9/30/2012
- Distribute 1 set of materials announcing the motorcycle awareness campaign by 4/30/2012
- Conduct 1 motorcycle awareness paid media campaign by 6/30/2012

### Budget:

# Projects	Fund	Source	Federal Funding	State Funding	Program Income	Local Match	Project Total
1	2010	K6	\$499,948.00	\$0.00	\$0.00	\$347,422.00	<b>\$847,370.00</b>

Task: <b>PI&amp;E</b>	Motorcycle Safety MC - 04
-----------------------	---------------------------

Project # 2012-TTI-G-1YG-0071 Division TRF-TS Organization Name Texas Transportation Institute

**Title / Desc. Statewide Motorist Awareness and Motorcyclist Safety Outreach**

*Public education & information outreach which involves motorcyclists & other safety groups helping to raise motorists' knowledge of safely sharing the road with motorcyclists & rider safety awareness.*

**Objectives**

- Evaluate 1 Statewide motorist & rider awareness outreach activities by 9/30/2012
- Provide 10 Public Event Outreach to Raise Motorists Awareness & Rider Safety Awareness by 9/30/2012
- Maintain 20 updates to the statewide motorcycle safety website, LookLearnLive.org by 9/30/2012
- Coordinate 16 Texas Motorcycle Safety Coalition & Board Activities by 9/30/2012
- Produce 4 Rider Awareness & Motorist Awareness Outreach Materials by 9/30/2012
- Develop 1 Statewide Motorist Awareness & Motorcyclist Safety Outreach Plan by 9/30/2012

**Budget:**

# Projects	Fund	Source	Federal Funding	State Funding	Program Income	Local Match	Project Total
1	402	MC	\$283,174.97	\$0.00	\$0.00	\$42,841.43	<b>\$326,016.40</b>

Task: <b>Training</b>	Motorcycle Safety MC - 04
-----------------------	---------------------------

Project # 2012-TTI-G-1YG-0070 Division TRF-TS Organization Name Texas Transportation Institute

**Title / Desc. Increasing Recruitment/Retention of Motorcyclist Safety Training Instructors**

*Increase recruitment/retention of motorcyclist safety training instructors through delivery of statewide regional workshops, on-bike training videos & development of web-based training working demo.*

**Objectives**

- Coordinate 8 regional professional development workshops by 9/30/2012
- Develop 1 user interface design & working demo for web-based training program by 9/30/2012
- Produce 4 on-bike instructor training scenarios by 9/30/2012

**Budget:**

# Projects	Fund	Source	Federal Funding	State Funding	Program Income	Local Match	Project Total
1	402	MC	\$174,773.55	\$0.00	\$0.00	\$20,259.79	<b>\$195,033.34</b>

Project # 2012-TTI-G-1YG-0072 Division TRF-TS Organization Name Texas Transportation Institute

**Title / Desc. Texas Law Enforcement Motorcycle Safety and Enforcement Training Course: Web-based Conversion**

*This project involves the conversion of the classroom-based curriculum for the State of Texas Law Enforcement Motorcycle Safety and Awareness Training course into a web-based training (WBT) program.*

**Objectives**

- Produce 1 Web-based MC Law Enforcement Course by 9/30/2012
- Develop 1 Layout & User Interface for web-based training by 9/30/2012
- Conduct 1 Material Review and Recommendations for Conversion by 9/30/2012

**Budget:**

# Projects	Fund	Source	Federal Funding	State Funding	Program Income	Local Match	Project Total
1	402	MC	\$52,077.35	\$0.00	\$0.00	\$5,807.43	<b>\$57,884.78</b>

TEXAS HIGHWAY SAFETY PERFORMANCE PLAN FOR FISCAL YEAR 2012

Motorcycle Safety

FY 2012  
Budget Module: MC - 4

Program Area	# Proj	Total	FEDERAL							STATE			Fed. 402 to Local
			402	405	406	408	410	2010	2011	STATE	INCOME	LOCAL	
Program Management	0												
Enforcement	0												
Evaluation	0												
Public Information & Education	2	\$1,173,386.40	\$283,174.97					\$499,948.00				\$390,263.43	
Training	2	\$252,918.12	\$226,850.90									\$26,067.22	
<b>TOTALS:</b>	<b>4</b>	<b>\$1,426,304.52</b>	<b>\$510,025.87</b>					<b>\$499,948.00</b>				<b>\$416,330.65</b>	

# Occupant Protection

OP - 05

## Goals

- To increase occupant restraint use in all passenger vehicles and trucks

## Objectives

- Increase the Observed seat belt use for passenger vehicles, front seat outboard occupants from 93.7 percent (2011 TTI) to 94.0 percent
- Increase the Safety belt use rate by children age 5-16 from 68.2 percent (2011 TTI) to 71.0 percent
- Increase the Child passenger restraint use rate for children ages 0-4 from 89.5 percent (2011 TTI) to 90.0 percent
- Reduce the number of Unrestrained passenger vehicle occupant fatalities, all seat positions from 947 (2009 FARS) to 888 (FARS)

## Strategies

- Concentrate efforts on historically low use populations
- Increase EMS/fire department involvement in CPS fitting stations
- Increase enforcement of occupant protection laws
- Increase intervention efforts by healthcare professionals, teachers, and all safety advocates
- Increase judges' and prosecutors' awareness of safety belt misuse
- Increase occupant protection education and training for law enforcement and judges
- Increase occupant protection education, training, and awareness of safety belt issues for law enforcement, judges and prosecutors
- Increase public information and education campaigns
- Increase retention of child passenger safety (CPS) instructors
- Increase training opportunities and retention of child passenger safety (CPS) technicians and instructors
- Increase training opportunities for CPS instructors
- Maintain CPS seat distribution programs for low income families
- Sustain high visibility enforcement of occupant protection laws

## Project Descriptions

Task: **Enforcement**

Occupant Protection OP - 05

<i>Project #</i>	<i>Division</i>	<i>Organization Name</i>
TRF-TS CIOT Incentives	TRF-TS	Texas Department of Transportation

*Title / Desc.* **Click It or Ticket Incentives STEP Grant Program**

*Coordinate and conduct a CIOT Incentive Project during the Memorial Day Holiday period. The Incentive Project will recruit law enforcement agencies to volunteer their enforcement and earned media efforts during the mobilization.*

*Budget:*

<i># Projects</i>	<i>Fund</i>	<i>Source</i>	<i>Federal Funding</i>	<i>State Funding</i>	<i>Program Income</i>	<i>Local Match</i>	<i>Project Total</i>
15	405	K2	\$60,000.00	\$0.00	\$0.00	\$0.00	<b>\$60,000.00</b>

Task: <b>Enforcement</b>	Occupant Protection OP - 05
--------------------------	-----------------------------

Project # TRF-TS CIOT STEP Division TRF-TS Organization Name Texas Department of Transportation

**Title / Desc. Click It or Ticket STEP Grant Program**

Federal funds will be used for increased enforcement of occupant protection laws in May 2012 through Click It or Ticket (CIOT) STEP grants.

**Budget:**

# Projects	Fund	Source	Federal Funding	State Funding	Program Income	Local Match	Project Total
60	405	K2	\$600,000.00	\$0.00	\$0.00	\$0.00	<b>\$600,000.00</b>

Task: <b>Evaluation</b>	Occupant Protection OP - 05
-------------------------	-----------------------------

Project # TRF-TS CIOT Evaluation Division TRF-TS Organization Name Texas Department of Transportation

**Title / Desc. Click It or Ticket Evaluation Project**

Conduct surveys of safety belt use to evaluate the CIOT campaign.

**Budget:**

# Projects	Fund	Source	Federal Funding	State Funding	Program Income	Local Match	Project Total
1	405	K2	\$60,000.00	\$0.00	\$0.00	\$0.00	<b>\$60,000.00</b>

Project # 2012-TTI-G-1YG-0081 Division TRF-TS Organization Name Texas Transportation Institute

**Title / Desc. Nighttime Occupant Restraint Observation Surveys**

Conduct observational surveys in 18 Texas cities during nighttime hours.

**Objectives**

- Conduct 1 survey of nighttime safety belt use in 18 cities by 9/30/2012

**Budget:**

# Projects	Fund	Source	Federal Funding	State Funding	Program Income	Local Match	Project Total
1	402	OP	\$60,352.60	\$0.00	\$0.00	\$6,723.66	<b>\$67,076.26</b>

Project # 2012-TTI-G-MYG-Yr3-0049 Division TRF-TS Organization Name Texas Transportation Institute

**Title / Desc. OP Observational Surveys**

Conduct a statewide survey of front seat occupant restraint use in accordance with the National Highway Traffic Safety Administration (NHTSA) Uniform Criteria. Conduct 3 special population surveys.

**Objectives**

- Conduct 1 statewide survey in 22 Texas counties using survey sampling and protocol that is certified by NHTSA by 9/30/2012
- Conduct 1 survey of front seat occupant restraint use in 18 Texas cities by 9/30/2012
- Conduct 1 survey of occupant restraint use among school age children (5-16 years old) in 18 Texas cities by 9/30/2012
- Conduct 1 survey of child restraint use in 14 Texas cities by 9/30/2012

**Budget:**

# Projects	Fund	Source	Federal Funding	State Funding	Program Income	Local Match	Project Total
1	402	OP	\$324,817.27	\$0.00	\$0.00	\$36,460.32	<b>\$361,277.59</b>

Task: **PI&E**

Occupant Protection OP - 05

<i>Project #</i>	<i>Division</i>	<i>Organization Name</i>
2012-HHS-G-1YG-0023	TRF-TS	Hillcrest Baptist Medical Center-HHS

**Title / Desc. KidSafe Program**

*KidSafe will provide educational opportunities to parents/caregivers, children, and the general public on child passenger safety, safety in and around vehicles, and overall occupant protection.*

**Objectives**

- Conduct 225 Fitting Station sessions at approved locations within the service area by 9/30/2012
- Conduct 2 Child Passenger Safety Technician Certification courses by 9/30/2012
- Maintain 42 Child Passenger Safety Educational Displays within the service area by 9/30/2012
- Distribute 8000 child passenger safety educational packets within the local service area by 9/30/2012
- Conduct 133 child passenger safety educational presentations to youth between the ages of 3-16 by 9/30/2012
- Conduct 15 child safety seat/seat belt observational surveys within the service area (one per county) by 9/30/2012
- Distribute 750 child safety seats to families in need within the service area by 9/30/2012
- Participate 15 community health and safety fairs within the service area by 9/30/2012
- Maintain 1 database to record data collected on child safety seat inspection checklists and surveys by 9/30/2012
- Coordinate 2 CEU classes for Certified Child Passenger Safety Technicians within the service area by 9/30/2012
- Assist 4 events within one or more contiguous counties of the service area by 9/30/2012
- Maintain 1 Yahoo Group listserve for local Certified Child Passenger Safety Technicians within the service area by 9/30/2012
- Evaluate 200 former KidSafe Program participants to assess misuse and/or increased knowledge by 9/30/2012
- Distribute 4 newsletters to child passenger safety technicians within the service area by 9/30/2012
- Distribute 2 newsletters to the general community related to child passenger safety information by 9/30/2012
- Conduct 127 occupant protection educational presentations to adult/parent/caregivers within the service area by 9/30/2012
- Provide 150 educational materials to law enforcement, judicial, fire, and EMS personnel by 9/30/2012
- Conduct 4 child passenger safety educational presentations to medical professionals by 9/30/2012
- Conduct 4 child passenger safety educational presentations to teachers, educators, and child care providers by 9/30/2012
- Conduct 19 or participate in Child Safety Seat Check-up Events within the service area by 9/30/2012
- Coordinate 2 public events focused on children's safety in and around vehicles by 9/30/2012
- Provide 250 educational packets to persons identified by the "Please Be Seated" Campaign by 9/30/2012

**Budget:**

# Projects	Fund	Source	Federal Funding	State Funding	Program Income	Local Match	Project Total
1	2011	K3	\$192,315.00	\$0.00	\$0.00	\$207,949.82	<b>\$400,264.82</b>

Task: **PI&E**

Occupant Protection OP - 05

<b>Project #</b>	<b>District</b>	<b>Organization Name</b>
2012-IPCOGD-G-1YG-0094	DAL	Injury Prevention Center of Greater Dallas

**Title / Desc. Give Kids a Boost!**

*The aim of the proposed intervention is to increase properly restrained youth ages 4 to 7 in Dallas (area codes 75211) through a culturally competent, community-integrated program.*

**Objectives**

- Develop 1 Final Project Evaluation Report by 9/30/2012
- Implement 1 Booster Seat Initiative by 3/31/2012
- Conduct 2000 Pre and Post booster seat restraint observations by 5/30/2012
- Conduct 4 Focus groups among parents and stakeholders by 11/30/2011

**Budget:**

# Projects	Fund	Source	Federal Funding	State Funding	Program Income	Local Match	Project Total
1	2011	K3	\$91,330.94	\$0.00	\$0.00	\$17,778.44	<b>\$109,109.38</b>

<b>Project #</b>	<b>District</b>	<b>Organization Name</b>
2011-ScottWhi-G-3YG-0038	AUS	Scott and White Memorial Hospital

**Title / Desc. Safety Stop At Scott & White**

*To conduct & coordinate child passenger restraint inspection events, provide education, information & training throughout the 11 counties of TxDOT Austin District*

**Objectives**

- Develop 1 new public information & educational item to support the grant project activities by 6/30/2012
- Increase involvement of new partners (EMS, LE, FD's, judges, prosecutors etc) in CPS efforts in each county to 2 by 9/30/2012
- Participate 36 in a minimum of (36) community events; resulting in at least (2) in each target county by 9/30/2012
- Assist 12 with 11 or more CPS inspection events in the Austin District and no more 1 in a contiguous county by 9/30/2012
- Conduct 60 child safety inspection events throughout each of the 11 target counties; a minimum of 1 per county by 9/30/2012
- Distribute 700 child passenger safety seats throughout the target counties by 9/30/2012
- Distribute 50000 child passenger safety educational materials throughout each of the 11 target counties by 9/30/2012
- Conduct 11 child passenger restraint use surveys, (1) in each target county by 9/30/2012
- Attend 8 local, state, nat'l child passenger partnership or task force meetings annually by 9/30/2012
- Conduct 1 32 hour NHTSA approved Child Passenger Safety Course with a minimum of (10) class participants by 9/30/2012
- Expand 22 a minimum of 1 " NHTSA 4 Steps for Kids" education activity in each of the (11) Counties by 9/30/2012

**Budget:**

# Projects	Fund	Source	Federal Funding	State Funding	Program Income	Local Match	Project Total
1	2011	K3	\$227,984.96	\$0.00	\$0.00	\$66,286.32	<b>\$294,271.28</b>



Task: **PI&E**

Occupant Protection OP - 05

<i>Project #</i>	<i>Division</i>	<i>Organization Name</i>
2012-Texas Ag-G-1YG-0004	TRF-TS	Texas AgriLife Extension Service

**Title / Desc. Texas AgriLife Extension Service, Passenger Safety**

*A program to increase child restraint and seat belt usage among low use populations and alcohol awareness statewide through educational campaigns, trainings, checkup events and fitting stations.*

**Objectives**

- Conduct 1 8-hour Technician Renewal Training or a 4-Hour Technician Update by 9/30/2012
- Conduct 12 Safety seat checkup events to increase correct child safety seat and booster seat use by 9/30/2012
- Conduct 950 Child safety seat inspections at checkup events, fitting stations and individual inspections by 9/30/2012
- Provide 70 Agents and/or safety advocates with resources to promote safety belt usage in pickup trucks by 9/30/2012
- Provide 100 Rural/suburban employers with information on safe driving campaigns to distribute to employees by 9/30/2012
- Support 130 Educational programs on occupant protection and dangers of impaired driving by 9/30/2012
- Provide 1 Passenger Safety online transportation safety course for childcare providers by 9/30/2012
- Conduct 2 National Child Passenger Safety Technician Trainings by 9/30/2012
- Support 1 Mentoring program for Extension trained technicians by 9/30/2012
- Conduct 30 Programs to support safe driving including alcohol awareness, seat belt and child restraint use by 9/30/2012
- Maintain 1 Online Update Course for technicians by 9/30/2012
- Provide 100 health care providers and/or social service agencies with child safety seat information by 9/30/2012
- Establish 1 New fitting station at EMS/Fire Dept and maintain existing fitting stations by 9/30/2012
- Conduct 6 Operation Kids classes for law enforcement by 9/30/2012
- Provide 3 TMCEC trainings with information on increasing enforcement of youth alcohol and child restraint laws by 9/30/2012
- Conduct 1 Annual 4-H Round-up Safety Contest for teens to promote traffic safety by 9/30/2012
- Educate 20000 Participants on the importance of safety belts/child restraints using project Rollover Convincers by 9/30/2012
- Maintain 1 Website at <http://buckleuptamuedu> where parents can locate a local certified technician in Texas by 9/30/2012
- Maintain 1 Educational program for certified technicians to present to local Head Start families and staff by 9/30/2012
- Maintain 1 Educational program for certified technicians to educate parents at prenatal classes by 9/30/2012
- Distribute 950 Child safety seats as replacements as needed at checkups, fitting stations and inspections by 9/30/2012

**Budget:**

<i># Projects</i>	<i>Fund</i>	<i>Source</i>	<i>Federal Funding</i>	<i>State Funding</i>	<i>Program Income</i>	<i>Local Match</i>	<i>Project Total</i>
1	402	OP	\$260,575.03	\$0.00	\$0.00	\$262,181.00	<b>\$522,756.03</b>

Task: **PI&E**

Occupant Protection OP - 05

<i>Project #</i>	<i>District</i>	<i>Organization Name</i>
2012-TCH-G-1YG-0139	HOU	Texas Children's Hospital

*Title / Desc.* **Increasing Child Restraint Use in Greater Houston**

*This project will increase child restraint use in the Greater Houston area through community education, assistance with installation of car seats, and distribution of seats to low income families.*

*Objectives*

- Conduct 1 CPS technician 1-day renewal course by 9/30/2012
- Teach 15 CEU and specialized training classes for CPS technicians about new products and skills by 9/30/2012
- Teach 40 Car seat safety classes for parents by 9/30/2012
- Train 45 new child passenger safety technicians by 9/30/2012
- Coordinate 50 Media exposures about child passenger safety by 9/30/2012
- Educate 100 Law enforcement personnel and/or judges about current child occupant protection laws by 9/30/2012
- Distribute 100000 Educational materials on child passenger safety to the community by 9/30/2012
- Coordinate 20 Community car seat check up events by 9/30/2012
- Distribute 1100 Child restraint systems to low-income and at-risk families at inspection stations and car seat check by 9/30/2012
- Conduct 3300 Child safety seat inspections at network inspection station sites by 9/30/2012
- Conduct 1000 Child safety seat inspections at community car seat check up events by 9/30/2012
- Conduct 3 NHTSA Child Passenger Safety Technician training courses by 8/31/2012

*Budget:*

<i># Projects</i>	<i>Fund</i>	<i>Source</i>	<i>Federal Funding</i>	<i>State Funding</i>	<i>Program Income</i>	<i>Local Match</i>	<i>Project Total</i>
1	2011	K3	\$148,062.03	\$0.00	\$10,000.00	\$216,165.00	<b>\$374,227.03</b>

Task: **PI&E**

Occupant Protection OP - 05

Project # 2012-TDSHS-G-MYG-Yr3-0244 Division TRF-TS Organization Name Texas Department of State Health Services

**Title / Desc. Statewide Child Passenger Safety Education and Distribution Program**

Conduct a statewide child passenger safety (CPS) program, including child seat education and distribution, CPS technician training and retention, and coordination of CPS services.

**Objectives**

- Assist 1 Community organizations with CPS workshops by 9/30/2012
- Maintain 60 Ongoing child seat distribution and education programs by 9/30/2012
- Provide 200 Technician recertification incentive program by 9/30/2012
- Provide 4000 Telephone technical assistance and/or referral to distribution programs by 9/30/2012
- Enroll 20 Texans Saved by the Belt members by 9/30/2012
- Conduct 8 Training sessions for Distribution Program partner agencies by 9/30/2012
- Implement 5 Middle school interventions for pre-teens by 9/30/2012
- Train 60 Technicians with update classes or former technicians with renewal classes by 9/30/2012
- Create 20 New child seat distribution and education programs by 9/30/2012
- Coordinate 2800 Child seats for subgrantee partners by 9/30/2012
- Conduct 35 Educational presentations to 350 children and adults regarding occupant protection by 9/30/2012
- Train 80 Students to be CPS technicians via conducting CPS technician workshops by 9/30/2012
- Assist 15 Community organizations with child seat checkups or inspection stations by 9/30/2012
- Conduct 12 Child seat inspection stations by 9/30/2012
- Conduct 12 Child seat checkup events by 9/30/2012
- Assist 2 Click It or Ticket Promotion & CPS Week in Texas by 9/30/2012
- Manage 12 CPS website updates by 9/30/2012
- Provide 300000 Educational or promotional pieces by 9/30/2012
- Manage 4 CPS Advisory Committee meetings by 9/30/2012

**Budget:**

# Projects	Fund	Source	Federal Funding	State Funding	Program Income	Local Match	Project Total
1	402	OP	\$900,000.00	\$0.00	\$0.00	\$1,100,698.00	<b>\$2,000,698.00</b>

Project # TRF-TS Child Passenger Safety Media (405) Division TRF-TS Organization Name Texas Department of Transportation

**Title / Desc. Child Passenger Safety Media Campaign**

Conduct a media campaign to promote the proper selection and use of child safety seats in conjunction with National Child Passenger Safety Week.

**Budget:**

# Projects	Fund	Source	Federal Funding	State Funding	Program Income	Local Match	Project Total
1	2011	K3	\$500,000.00	\$0.00	\$0.00	\$1,500,000.00	<b>\$2,000,000.00</b>

Task: **PI&E**

Occupant Protection OP - 05

<i>Project #</i>	<i>Division</i>	<i>Organization Name</i>
TRF-TS CIOT Media (405)	TRF-TS	Texas Department of Transportation

**Title / Desc. Click It or Ticket Media Campaign**

*Incentive funds will be used to buy Click It or Ticket Media Outreach. These messages will use paid outdoor, radio, television, interactive internet and print media to promote the increased enforcement of the campaign.*

**Budget:**

# Projects	Fund	Source	Federal Funding	State Funding	Program Income	Local Match	Project Total
1	405	K2PM	\$2,000,000.00	\$0.00	\$0.00	\$6,000,000.00	<b>\$8,000,000.00</b>

<i>Project #</i>	<i>Division</i>	<i>Organization Name</i>
2011-ThinkSt-G-3YG-0031	TRF-TS	ThinkStreet

**Title / Desc. Teen Click It or Ticket Statewide Initiative**

*A statewide public education and awareness program designed to increase seat belt use among teen drivers and passengers, ages 15-20.*

**Objectives**

- Implement 3 PR and media relations efforts by 9/24/2012
- Manage 2 Landing page updates by 9/30/2012
- Coordinate 9 Months of grassroots outreach efforts by 9/30/2012
- Develop 1 Creative campaign with multiple elements by 9/17/2012
- Purchase 2 Paid media flights by 9/30/2012
- Conduct 1 10-city observational belt-use survey by 1/16/2012
- Conduct 2 Focus group studies to measure campaign awareness by 4/11/2012

**Budget:**

# Projects	Fund	Source	Federal Funding	State Funding	Program Income	Local Match	Project Total
1	405	K2PM	\$600,000.00	\$0.00	\$0.00	\$1,800,000.00	<b>\$2,400,000.00</b>

Task: **Training**

Occupant Protection OP - 05

<i>Project #</i>	<i>District</i>	<i>Organization Name</i>
2012-UMCEP-G-1YG-0087	ELP	University Medical Center of El Paso

*Title / Desc.* **"Preserving Our Future" - El Paso District Initiative**

*Project focuses on rural residents to increase safety and decrease death/injury risks through occupant protection education. The multi-pronged plan also builds capacity for ongoing local education.*

*Objectives*

- Educate 18 Community agencies that transport children by 9/30/2012
- Educate 8 Health Care Professionals on the proper use and installation of the E-Z On Vest (safety restraint t by 9/30/2012
- Establish 16 Partnerships with Pediatric/Family Health Care Clinics by 9/30/2012
- Conduct 44 CPS Inspection Events in the El Paso District by 9/30/2012
- Conduct 24 Child Safety Seat and Seat Belt Offender Program classes by 9/30/2012
- Conduct 12 Madrina-Padrino Traffic Safety Program Classes by 9/30/2012
- Conduct 2 CPS Training Courses for technicians by 9/30/2012
- Conduct 63 Educational classes to under served parents/caregivers/pregnant mothers/teens by 9/30/2012

*Budget:*

<i># Projects</i>	<i>Fund</i>	<i>Source</i>	<i>Federal Funding</i>	<i>State Funding</i>	<i>Program Income</i>	<i>Local Match</i>	<i>Project Total</i>
1	2011	K3	\$82,741.12	\$0.00	\$0.00	\$71,920.18	<b>\$154,661.30</b>

TEXAS HIGHWAY SAFETY PERFORMANCE PLAN FOR FISCAL YEAR 2012

Occupant Protection

FY 2012  
Budget Module: OP - 5

Program Area	# Proj	Total	FEDERAL							STATE			Fed. 402 to Local
			402	405	406	408	410	2010	2011	STATE	INCOME	LOCAL	
Program Management	0												
Enforcement	75	\$660,000.00		\$660,000.00									
Evaluation	3	\$488,353.85	\$385,169.87	\$60,000.00								\$43,183.98	
Public Information & Education	9	\$16,101,326.54	\$1,160,575.03	\$2,600,000.00					\$1,159,692.93		\$10,000.00	\$11,171,058.58	
Training	1	\$154,661.30							\$82,741.12			\$71,920.18	
<b>TOTALS:</b>	<b>88</b>	<b>\$17,404,341.69</b>	<b>\$1,545,744.90</b>	<b>\$3,320,000.00</b>					<b>\$1,242,434.05</b>		<b>\$10,000.00</b>	<b>\$11,286,162.74</b>	

# Pedestrian and Bicyclist Safety

PS - 06

## Goals

- To reduce the number of motor vehicle-related pedestrian and bicyclist fatalities

## Objectives

- Reduce the number of Pedestrian fatalities from 344 (2009 FARS) to 344 (FARS)
- Reduce the number of Bicyclist fatalities from 48 (2009 CRIS) to 44 (CRIS)

## Strategies

- Improve "walkability and "bikeability of roads and streets
- Improve data collection on pedestrian injuries and fatalities
- Improve identification of problem areas for pedestrians
- Increase public information and education efforts on pedestrian and bicyclist safety
- Increase public information and education on motorists' responsibilities pertaining to pedestrian and bicyclist safety

## Project Descriptions

Task: <b>PI&amp;E</b>	Pedestrian and Bicyclist Safety PS - 06
-----------------------	---

Project #	District	Organization Name
2012-AustinPW-G-1YG-0057	AUS	City of Austin - Public Works

### Title / Desc. **The Austin Bright Cyclist Campaign**

The Bright Cyclist campaign will distribute bicycle lights to increase public information and education efforts on bicycle safety, and decrease the number of motor vehicle-related bicycle fatalities.

#### Objectives

- Reduce the percentage of cyclists/motor vehicle collisions at night from 36% to 10% by 10/1/2012
- Reduce the number of citations given to cyclists for not using lights to 154 by 10/1/2012
- Educate 2000 Cyclists by distributing informational cards with light sets by 10/1/2012
- Distribute 2000 Sets of front and back bicycle lights with an informational card by 10/1/2012

#### Budget:

# Projects	Fund	Source	Federal Funding	State Funding	Program Income	Local Match	Project Total
1	402	PS	\$10,200.00	\$0.00	\$0.00	\$3,336.00	<b>\$13,536.00</b>

Project #	District	Organization Name
2012-LubbockP-G-1YG-0013	LBB	City of Lubbock Parks & Recreation

### Title / Desc. **Safety City, "Teaching Kids to be Street Smart"**

Safety City is dedicated to teaching local area children traffic safety. We educate over 5,000 children a year on how to effectively manage traffic as a pedestrian, bicyclist, and motorist.

#### Objectives

- Educate 7500 Elementary students in pedestrian, bicycle, motor, bus, and railroad safety by 9/30/2012

#### Budget:

# Projects	Fund	Source	Federal Funding	State Funding	Program Income	Local Match	Project Total
1	402	PS	\$32,041.00	\$0.00	\$0.00	\$25,246.00	<b>\$57,287.00</b>

Task: **PI&E**

Pedestrian and Bicyclist Safety PS - 06

Project # 2012-SafetyCi-G-1YG-0010 District ABL Organization Name Safety City Abilene

Title / Desc. **Safety City - Building Safer Communities**

To teach elementary age students traffic safety, pedestrian safety, bicycle safety, railroad safety, bus safety, seat belt safety and officers are their friends.

Objectives

- Educate 3600 School age children in pedestrian, bicycle, railroad, seat belt and traffic safety by 8/31/2012

Budget:

# Projects	Fund	Source	Federal Funding	State Funding	Program Income	Local Match	Project Total
1	402	PS	\$15,174.00	\$0.00	\$0.00	\$1,714.00	<b>\$16,888.00</b>

Task: **Training**

Pedestrian and Bicyclist Safety PS - 06

Project # 2012-TBC-G-1YG-0132 Division TRF-TS Organization Name Texas Bicycle Coalition Education Fund

Title / Desc. **College Freshman Active Transportation Safety Course**

Texas Bicycle Coalition Education Fund (EF) dba BikeTexas EF will develop/implement a 2-3 hour course on safe bicycling, walking and mass transit use for college freshmen including a PI&E component.

Objectives

- Create 1 "Next Steps" report for program continuation by 9/30/2012
- Distribute 10 monthly BikeTexas e-newsletters or website posts on active transport safety issues by 9/30/2012
- Conduct 7 active transportation courses minimum with 20-200 attendees each by 9/30/2012
- Develop 1 communication/scheduling plan for active transportation course by 12/31/2011
- Develop 1 curriculum for bicycling/walking/using transit safety course for college freshmen by 12/31/2011
- Distribute 7200 mini-light packs (red & white) mounted on "safety-tips" card as supplementatl PI&E by 9/30/2012

Budget:

# Projects	Fund	Source	Federal Funding	State Funding	Program Income	Local Match	Project Total
1	402	PS	\$85,134.80	\$0.00	\$0.00	\$10,034.50	<b>\$95,169.30</b>



Task: **Training**

Pedestrian and Bicyclist Safety PS - 06

<i>Project #</i>	<i>Division</i>	<i>Organization Name</i>
2012-UTatArli-G-1YG-0113	TRF-TS	The University of Texas at Arlington

*Title / Desc.* **Texas Pedestrian & Bicyclist Online Safety Training. Motorists Awareness - Supporting Share The Road**

*Develop, host and promote a comprehensive bicycle and pedestrian safety and motorists awareness online training program. Each module will include professional subject appropriate audio/visual aids.*

*Objectives*

- Reduce 9 Texas bicycle fatalities during program reporting year by 9/30/2012
- Train 15000 individuals through delivery of Texas Safe Online Bike/Walk Training by 9/30/2012
- Establish 20 bike/walk coalition members that will support and promote the Texas Pedestrian & Bicycle Online Safety Training by 1/20/2012

*Budget:*

<i># Projects</i>	<i>Fund</i>	<i>Source</i>	<i>Federal Funding</i>	<i>State Funding</i>	<i>Program Income</i>	<i>Local Match</i>	<i>Project Total</i>
1	402	PS	\$246,612.04	\$0.00	\$0.00	\$80,338.46	<b>\$326,950.50</b>

## Pedestrian and Bicyclist Safety

FY 2012  
Budget Module: PS - 6

Program Area	# Proj	Total	FEDERAL							STATE			Fed. 402 to Local
			402	405	406	408	410	2010	2011	STATE	INCOME	LOCAL	
Program Management	0												
Enforcement	0												
Evaluation	0												
Public Information & Education	3	\$87,711.00	\$57,415.00									\$30,296.00	\$57,415.00
Training	2	\$422,119.80	\$331,746.84									\$90,372.96	
<b>TOTALS:</b>	<b>5</b>	<b>\$509,830.80</b>	<b>\$389,161.84</b>									<b>\$120,668.96</b>	<b>\$57,415.00</b>

## Police Traffic Services

**PT - 07**

### Goals

- To increase effective enforcement and adjudication of traffic safety-related laws to reduce fatal and serious injury crashes

### Objectives

- Reduce the number of Intersection and intersection-related KAB crashes from 25,874 (2009 CRIS) to 25,500 (CRIS)
- Reduce the number of CMV-involved fatalities (all crashes involved at least one vehicle with a vehicle body type of "semi-trailer" or "truck-tractor" from 260 (2009 CRIS) to 260 (CRIS)
- Reduce the number of CMV-involved fatal crashes (all crashes involved at least one vehicle with a vehicle body type of "semi-trailer" or "truck-tractor") from 224 (2009 CRIS) to 224 (CRIS)

### Strategies

- Increase and sustain enforcement of traffic safety-related laws
- Increase and sustain high visibility enforcement of Intersection Traffic Control (ITC) laws
- Increase public education and information campaigns regarding enforcement activities
- Increase public information and education on intersection related traffic issues
- Provide technical and managerial support to local law enforcement agencies and highway safety professionals

### Project Descriptions

Task: **Enforcement**

Police Traffic Services PT - 07

Project # STEP Comprehensive Division TRF-TS Organization Name Texas Department of Transportation

Title / Desc. **STEP Comprehensive**

*Provide enhanced sustained enforcement covering multiple offenses, focusing on two or more of the following: Speed, DWI, Intersection Traffic Control (ITC), or Occupant Protection (OP) violations. All STEP Comprehensive agencies that have an occupant protection and/or DWI component will participate in the national enforcement mobilizations.*

Related SubProjects:

Project #	Organization	Fund	Source	Federal Funds	Local Match	Project Total
2011-HarrisCo-S-3YG-0013	Harris County Sheriff's Office	402	PT	\$342,685.66	\$342,685.66	<b>\$685,371.32</b>
2012-AddisonP-S-1YG-0060	Town of Addison - Police Department	402	PT	\$7,706.00	\$7,866.56	<b>\$15,572.56</b>
2012-Amarillo-S-1YG-0037	City of Amarillo Police Department	402	PT	\$112,491.00	\$99,139.70	<b>\$211,630.70</b>
2012-Arlingto-S-1YG-0031	City of Arlington	402	PT	\$172,945.94	\$173,098.95	<b>\$346,044.89</b>
2012-AustinPD-S-1YG-0093	City of Austin - Police Department	402	PT	\$1,000,000.00	\$1,127,022.08	<b>\$2,127,022.08</b>
2012-Baytown-S-1YG-0049	City of Baytown	402	PT	\$86,032.12	\$9,834.20	<b>\$95,866.32</b>
2012-BexarCoS-S-1YG-0019	Bexar County Sheriff's Office	402	PT	\$524,837.66	\$165,298.41	<b>\$690,136.07</b>
2012-BrownsPD-S-1YG-0052	City of Brownsville - Police Department	402	PT	\$52,726.40	\$29,981.77	<b>\$82,708.17</b>
2012-CdrPrkPD-S-1YG-0070	City of Cedar Park	402	PT	\$31,689.19	\$42,308.86	<b>\$73,998.05</b>
2012-CorpusPD-S-1YG-0114	City of Corpus Christi Police Department	402	PT	\$90,206.50	\$94,047.01	<b>\$184,253.51</b>
2012-Dallasco-S-1YG-0097	County of Dallas	402	PT	\$350,190.00	\$351,960.58	<b>\$702,150.58</b>
2012-Dallas-S-1YG-0083	City of Dallas - Police Department	402	PT	\$999,996.00	\$1,072,604.94	<b>\$2,072,600.94</b>
2012-EIPasoCO-S-1YG-0006	El Paso County Sheriff's Office	402	PT	\$68,737.67	\$13,045.00	<b>\$81,782.67</b>
2012-EIPasoPD-S-1YG-0077	City of El Paso	402	PT	\$478,834.00	\$291,176.36	<b>\$770,010.36</b>
2012-EulesS-S-1YG-0058	City of Eules Police Department	402	PT	\$69,972.60	\$69,958.82	<b>\$139,931.42</b>
2012-Fortwort-S-1YG-0085	City of Fort Worth	402	PT	\$249,710.00	\$134,506.16	<b>\$384,216.16</b>
2012-FriscoPD-S-1YG-0091	City of Frisco	402	PT	\$59,964.75	\$61,483.96	<b>\$121,448.71</b>
2012-Galvesto-S-1YG-0026	City of Galveston	402	PT	\$69,835.78	\$12,730.53	<b>\$82,566.31</b>
2012-GarlandP-S-1YG-0013	City of Garland	402	PT	\$249,360.00	\$249,367.14	<b>\$498,727.14</b>
2012-GrandPra-S-1YG-0002	City of Grand Prairie	402	PT	\$187,793.41	\$187,793.42	<b>\$375,586.83</b>
2012-HaltomPD-S-1YG-0087	City of Haltom City - Police Department	402	PT	\$45,156.64	\$45,414.35	<b>\$90,570.99</b>
2012-Harlinge-S-1YG-0100	City of Harlingen Police Department	402	PT	\$42,179.00	\$47,003.48	<b>\$89,182.48</b>
2012-HarrisP7-S-1YG-0084	Harris County Constable Precinct 7	402	PT	\$96,621.35	\$25,824.35	<b>\$122,445.70</b>
2012-HoustonP-S-1YG-0064	City of Houston - Police Department	402	PT	\$702,916.61	\$1,761,344.63	<b>\$2,464,261.24</b>
2012-HurstPD-S-1YG-0105	City of Hurst - Police Department	402	PT	\$62,000.64	\$30,637.49	<b>\$92,638.13</b>
2012-Irving-S-1YG-0039	City of Irving	402	PT	\$199,570.00	\$267,160.14	<b>\$466,730.14</b>
2012-KellerPD-S-1YG-0112	City of Keller	402	PT	\$26,400.00	\$26,667.04	<b>\$53,067.04</b>
2012-LaredoPD-S-1YG-0108	City of Laredo	402	PT	\$73,935.00	\$41,156.20	<b>\$115,091.20</b>
2012-LongviPD-S-1YG-0071	City of Longview Police Department	402	PT	\$42,201.00	\$42,210.00	<b>\$84,411.00</b>
2012-Lubbock -S-1YG-0075	City of Lubbock Police Department	402	PT	\$71,500.00	\$71,500.00	<b>\$143,000.00</b>
2012-McAllenP-S-1YG-0044	City of McAllen Police Department	402	PT	\$24,976.00	\$24,976.00	<b>\$49,952.00</b>
2012-McKinney-S-1YG-0024	City of McKinney	402	PT	\$58,344.00	\$66,422.08	<b>\$124,766.08</b>
2012-Midland-S-1YG-0018	City of Midland	402	PT	\$26,294.00	\$26,324.48	<b>\$52,618.48</b>
2012-Mission-S-1YG-0045	City of Mission Police Department	402	PT	\$94,370.84	\$59,097.09	<b>\$153,467.93</b>

Task: <b>Enforcement</b>					Police Traffic Services PT - 07		
2012-NRichlan-S-1YG-0017	City of North Richland Hills	402	PT	\$50,903.04	\$57,111.43	<b>\$108,014.47</b>	
2012-Odessa-S-1YG-0007	City of Odessa - Police Department	402	PT	\$54,900.00	\$54,894.72	<b>\$109,794.72</b>	
2012-PlanoPD-S-1YG-0065	City of Plano	402	PT	\$160,839.40	\$88,521.15	<b>\$249,360.55</b>	
2012-PolkCo-S-1YG-0012	Polk County Sheriff's Office	402	PT	\$62,251.90	\$26,758.08	<b>\$89,009.98</b>	
2012-Rowlet P-S-1YG-0073	City of Rowlett - Police Department	402	PT	\$25,166.40	\$25,165.76	<b>\$50,332.16</b>	
2012-TDPS-S-1YG-0082	Texas Department of Public Safety	402	PT	\$1,382,161.78	\$1,420,478.46	<b>\$2,802,640.24</b>	
2012-TexarkPD-S-1YG-0021	City of Texarkana	402	PT	\$17,515.00	\$23,335.51	<b>\$40,850.51</b>	
2012-Tomgreen-S-1YG-0030	Tom Green County	402	PT	\$27,500.33	\$39,782.78	<b>\$67,283.11</b>	
2012-Tyler PD-S-1YG-0046	City of Tyler	402	PT	\$49,450.00	\$52,838.48	<b>\$102,288.48</b>	
2012-Wylie-S-MYG-Yr3-0093	City of Wylie	402	PT	\$56,021.50	\$56,840.25	<b>\$112,861.75</b>	

**Budget:**

# Projects	Fund	Source	Federal Funding	State Funding	Program Income	Local Match	Project Total
44	402	PT	\$8,658,889.11	\$0.00	\$0.00	\$8,917,374.06	<b>\$17,576,263.17</b>

Project # STEP WAVE Comprehensive Division TRF-TS Organization Name Texas Department of Transportation

**Title / Desc. STEP WAVE Comprehensive**

Participate in special enforcement efforts centered on the holiday periods through STEP Waves.

**Related SubProjects:**

Project #	Organization	Fund	Source	Federal Funds	Local Match	Project Total
2012-Beaumont-S-1YG-0035	City of Beaumont Police Department	402	PT	\$17,552.00	\$18,823.44	<b>\$36,375.44</b>
2012-Benbrook-S-1YG-0095	City of Benbrook Police Department	402	PT	\$6,555.12	\$6,557.86	<b>\$13,112.98</b>
2012-TravisCo-S-1YG-0036	Travis County Constable, Precinct 3	402	PT	\$3,593.50	\$1,153.57	<b>\$4,747.07</b>

**Budget:**

# Projects	Fund	Source	Federal Funding	State Funding	Program Income	Local Match	Project Total
3	402	PT	\$27,700.62	\$0.00	\$0.00	\$26,534.87	<b>\$54,235.49</b>

Project # STEP CMV Division TRF-TS Organization Name Texas Department of Transportation

**Title / Desc. STEP CMV**

Provide enhanced enforcement covering multiple offenses, focusing on the following: Speed, Occupant Protection (OP), and Hazardous Moving Violations (HMOV) related to commercial motor vehicles.

**Related SubProjects:**

Project #	Organization	Fund	Source	Federal Funds	Local Match	Project Total
2012-Fortwort-S-1YG-0106	City of Fort Worth	402	PT	\$45,975.00	\$24,755.68	<b>\$70,730.68</b>
2012-HoustonP-S-1YG-0040	City of Houston - Police Department	402	PT	\$297,066.56	\$476,335.44	<b>\$773,402.00</b>
2012-LaredoPD-S-1YG-0110	City of Laredo	402	PT	\$31,020.00	\$17,108.00	<b>\$48,128.00</b>

**Budget:**

# Projects	Fund	Source	Federal Funding	State Funding	Program Income	Local Match	Project Total
3	402	PT	\$374,061.56	\$0.00	\$0.00	\$518,199.12	<b>\$892,260.68</b>

Task: **PI&E**

Police Traffic Services PT - 07

<i>Project #</i>	<i>Division</i>	<i>Organization Name</i>
2011-TMPA-G-3YG-0003	TRF-TS	Texas Municipal Police Association

*Title / Desc.* **COMPREHENSIVE LAW ENFORCEMENT LIAISON (LEL) SUPPORT AND TRAINING PROJECT**

*Support for traffic safety projects, STEP and trainings on eGrants, child safety seats to law enforcement & distracted driving classes to teens, adults & emergency vehicle operators.*

*Objectives*

- Create 1 course curriculum on teen distracted driving by 12/31/2011
- Acquire 100% Child Passenger Safety (CPS) technician certifications for all LELs by 9/30/2012
- Support 20 child passenger safety seat inspection events by 9/30/2012
- Conduct 4 Meetings with TxDOT Program Manager(s), LEL's, and stakeholders by 9/30/2012
- Collect 36 news and information articles and publish them on the Buckle Up Texas website by 9/30/2012
- Support 20 Non law enforcement Highway Safety Plan partner events by 9/30/2012
- Enroll 100% Non-Funded law enforcement agencies eligible for IDM incentive award program by 9/30/2012
- Enroll 100% Non-Funded law enforcement agencies eligible to participate in the CIOT incentive by 6/30/2012
- Support 300 Non-funded law enforcement agencies in STEP projects by 9/30/2012
- Distribute 25000 Public information and education (PI&E) program materials by 9/30/2012
- Provide 200 Agencies with technical assistance regarding STEP grant administration by 9/30/2012
- Create 1 course curriculum on child safety seat laws and recognition to law enforcement by 1/31/2012
- Support 100% Blood Alcohol Concentration (BAC) reporting by law enforcement agencies by 9/30/2012
- Educate 500 emergency vehicle operators on the dangers of distracted driving by 9/30/2012
- Conduct 1 evaluation of the child safety seat course/training by 9/30/2012
- Educate 2000 teen drivers on the dangers of distracted driving by 9/30/2012
- Conduct 1 evaluation of the adult distracted driving course by 9/30/2012
- Educate 200 law enforcement officers on child safety seat laws and recognition by 9/30/2012
- Conduct 1 satisfaction evaluation of all funded agencies to measure effectiveness of program by 9/30/2012
- Create 1 course curriculum on adult distracted driving by 12/31/2011
- Create 1 course curriculum on emergency vehicle operator distracted driving by 12/31/2011
- Conduct 1 evaluation of the emergency vehicle operator distracted driving course by 9/30/2012
- Educate 1200 adult drivers on the dangers of distracted driving by 9/30/2012

*Budget:*

<i># Projects</i>	<i>Fund</i>	<i>Source</i>	<i>Federal Funding</i>	<i>State Funding</i>	<i>Program Income</i>	<i>Local Match</i>	<i>Project Total</i>
1	402	PT	\$899,658.68	\$0.00	\$0.00	\$102,625.30	<b>\$1,002,283.98</b>

Task: <b>Training</b>	Police Traffic Services PT - 07
-----------------------	---------------------------------

<i>Project #</i>	<i>Division</i>	<i>Organization Name</i>
2011-TTI-G-3YG-0010	TRF-TS	Texas Transportation Institute

*Title / Desc.* **Data Driven Approaches to Crime and Traffic Safety**

*A high visibility law enforcement approach focusing on location based policing and data evaluation. Community resources will be used to address and reduce crime, crashes, and traffic violations.*

*Objectives*

- Evaluate 1 NHTSA DDACTS pilot training program curriculum and make enhancement revisions as necessary by 9/30/2012
- Develop 1 final enhanced NHTSA DDACTS pilot training program curriculum by 9/30/2012

*Budget:*

<i># Projects</i>	<i>Fund</i>	<i>Source</i>	<i>Federal Funding</i>	<i>State Funding</i>	<i>Program Income</i>	<i>Local Match</i>	<i>Project Total</i>
1	402	PT	\$85,893.71	\$0.00	\$0.00	\$9,612.97	<b>\$95,506.68</b>

TEXAS HIGHWAY SAFETY PERFORMANCE PLAN FOR FISCAL YEAR 2012

Police Traffic Services

FY 2012  
Budget Module: PT - 7

Program Area	# Proj	Total	FEDERAL							STATE			Fed. 402 to Local
			402	405	406	408	410	2010	2011	STATE	INCOME	LOCAL	
Program Management	0												
Enforcement	50	\$18,522,759.34	\$9,060,651.29									\$9,462,108.05	\$8,811,291.29
Evaluation	0												
Public Information & Education	1	\$1,002,283.98	\$899,658.68									\$102,625.30	
Training	1	\$95,506.68	\$85,893.71									\$9,612.97	
<b>TOTALS:</b>	<b>52</b>	<b>\$19,620,550.00</b>	<b>\$10,046,203.68</b>									<b>\$9,574,346.32</b>	<b>\$8,811,291.29</b>



# Speed Control

# SC - 08

## Goals

- To reduce the number of speed-related fatal and serious injury crashes

## Objectives

- Reduce the number of Speeding-related fatalities from 1,228 (2009 FARS) to 1,200 (FARS)

## Strategies

- Increase and sustain high visibility enforcement of speed-related laws
- Increase public information and education concerning speed-related issues
- Provide community training on speed-related issues

## Project Descriptions

Task: <b>Enforcement</b>	Speed Control SC - 08
--------------------------	-----------------------

Project #	Division	Organization Name
STEP SPEED	TRF-TS	Texas Department of Transportation

### Title / Desc. STEP SPEED

Provide sustained speed enforcement to increase driver compliance with posted speed limits and to reduce the number of speed-related crashes. In addition, the Police Traffic Services (PTS) program area will conduct STEP-Comprehensive and STEP-Wave grants that involve increased speed enforcement.

### Related SubProjects:

Project #	Organization	Fund	Source	Federal Funds	Local Match	Project Total
2012-DeerPark-S-1YG-0051	City of Deer Park Police Department	402	SC	\$23,814.28	\$46,488.26	<b>\$70,302.54</b>
2012-DentonCo-S-1YG-0098	County of Denton	402	SC	\$16,321.50	\$16,433.47	<b>\$32,754.97</b>
2012-Farmers -S-1YG-0076	City of Farmers Branch - Police Department	402	SC	\$47,438.00	\$47,483.33	<b>\$94,921.33</b>
2012-Harrison-S-1YG-0043	Harrison County	402	SC	\$56,496.98	\$84,399.70	<b>\$140,896.68</b>
2012-LewisvPD-S-1YG-0109	City of Lewisville	402	SC	\$44,083.20	\$44,090.72	<b>\$88,173.92</b>
2012-Mesquite-S-1YG-0015	City of Mesquite	402	SC	\$44,642.39	\$44,642.40	<b>\$89,284.79</b>
2012-MontgoSO-S-1YG-0003	Montgomery County Sherrifs Office	402	SC	\$75,020.95	\$40,476.52	<b>\$115,497.47</b>
2012-TexasCit-S-1YG-0096	City of Texas City Police Department	402	SC	\$41,995.98	\$27,997.32	<b>\$69,993.30</b>
2012-Waskom-S-1YG-0079	City of Waskom	402	SC	\$19,994.90	\$20,531.32	<b>\$40,526.22</b>

### Budget:

# Projects	Fund	Source	Federal Funding	State Funding	Program Income	Local Match	Project Total
9	402	SC	\$369,808.18	\$0.00	\$0.00	\$372,543.04	<b>\$742,351.22</b>

## Speed Control

FY 2012  
Budget Module: SC - 8

Program Area	# Proj	Total	FEDERAL							STATE			Fed. 402 to Local
			402	405	406	408	410	2010	2011	STATE	INCOME	LOCAL	
Program Management	0												
Enforcement	10	\$813,789.96	\$415,671.50									\$398,118.46	\$415,671.50
Evaluation	0												
Public Information & Education	0												
Training	0												
<b>TOTALS:</b>	<b>10</b>	<b>\$813,789.96</b>	<b>\$415,671.50</b>									<b>\$398,118.46</b>	<b>\$415,671.50</b>

Task: **Enforcement**

Speed Control SC - 08

<i>Project #</i>	<i>Division</i>	<i>Organization Name</i>
STEP WAVE SPEED	TRF-TS	Texas Department of Transportation

Title / Desc. **STEP WAVE SPEED**

*Provide sustained speed enforcement to increase driver compliance with posted speed limits and to reduce the number of speed-related crashes. In addition, the Police Traffic Services (PTS) program area will conduct STEP-Comprehensive and STEP-Wave grants that involve increased speed enforcement*

**Related SubProjects:**

<i>Project #</i>	<i>Organization</i>	<i>Fund</i>	<i>Source</i>	<i>Federal Funds</i>	<i>Local Match</i>	<i>Project Total</i>
2011-Sugarlan-S-3YG-0009	City of Sugar Land	402	SC	\$45,863.32	\$25,575.42	<b>\$71,438.74</b>

**Budget:**

<i># Projects</i>	<i>Fund</i>	<i>Source</i>	<i>Federal Funding</i>	<i>State Funding</i>	<i>Program Income</i>	<i>Local Match</i>	<i>Project Total</i>
1	402	SC	\$45,863.32	\$0.00	\$0.00	\$25,575.42	<b>\$71,438.74</b>

# Traffic Records

TR - 09

## Objectives

- Reduce the number of Days for crash data to be accessible from Crash Records Information System (CRIS) after receiving report of crash from peace office from 3 (TRF-CR) to 3 (CRIS)
- Reduce the number of Days to report local crash data to CRIS after occurrence from more than 15 (TRF-CR) to 15 or less

## Strategies

- Improve local databases and their ability to electronically transmit crash data to the Department of State Health Services and Public Safety
- Link Texas Department of State Health Services, Transportation, and Public Safety databases

## Project Descriptions

Task: <b>Evaluation</b>	Traffic Records TR - 09
-------------------------	-------------------------

<i>Project #</i>	<i>Division</i>	<i>Organization Name</i>
TRF-TS -TR Program Assessment	TRF-TS	Texas Department of Transportation

### Title / Desc. **TR Assessment**

Conduct a NHTSA supported Traffic Records Assessment.

#### Budget:

# Projects	Fund	Source	Federal Funding	State Funding	Program Income	Local Match	Project Total
1	402	TR	\$35,000.00	\$0.00	\$0.00	\$0.00	<b>\$35,000.00</b>

Task: <b>Program Management</b>	Traffic Records TR - 09
---------------------------------	-------------------------

<i>Project #</i>	<i>Division</i>	<i>Organization Name</i>
CRIS CRASH Help Desk	TRF-TS	Affiliated Computer Services, Inc. (ACS)

### Title / Desc. **CRIS CRASH Help Desk**

Provide 24 hours/7 days a week help desk support to individual law enforcement officers using the online CRASH reporting software. Vendor TBD.

#### Budget:

# Projects	Fund	Source	Federal Funding	State Funding	Program Income	Local Match	Project Total
1	402	TR	\$692,700.00	\$0.00	\$0.00	\$0.00	<b>\$692,700.00</b>

Task: **Program Management**

Traffic Records TR - 09

Project # 2012-TDSHS-IS-G-MYG-Yr3-0082 Division TRF-TS Organization Name Texas Department of State Health Services - ISG

**Title / Desc. Texas EMS/Trauma Registry Replacement Project**

*This project year will conclude replacement of the Texas EMS/Trauma Registry. Final implementation, trouble shooting, wrap-up, sign offs, and final close-out will be conducted.*

**Objectives**

- Manage 12 Monthly and yearly data moves by 9/30/2012
- Manage 1 Injury Surveillance Program- the EMS/Trauma Registry by 9/30/2012
- Participate 4 Traffic Records Coordinating Committee by 9/30/2012
- Coordinate 1 EMS/Trauma Registry data analysis and dissemination by 9/30/2012
- Manage 1 Budget by 9/30/2012
- Conduct 1 Project Management by 9/30/2012
- Participate 1 Executive Steering Committee (ESC) by 9/30/2012
- Manage 1 Training by 9/30/2012
- Implement 1 Change Management by 9/30/2012
- Create 1 Test Management by 9/30/2012
- Conduct 1 Quality Assurance Management by 9/30/2012
- Manage 1 Defect Management by 7/30/2012

**Budget:**

# Projects	Fund	Source	Federal Funding	State Funding	Program Income	Local Match	Project Total
1	408	K9	\$1,284,309.74	\$0.00	\$0.00	\$1,364,297.26	<b>\$2,648,607.00</b>

Project # TRF-NF Consulting Division TRF-TS Organization Name Texas Department of Transportation

**Title / Desc. Crash Reporting and Analysis for Safer Highways Training**

*To provide training to law enforcement agencies in "Crash" thus increasing timely reporting, data uniformity and accuracy.*

**Budget:**

# Projects	Fund	Source	Federal Funding	State Funding	Program Income	Local Match	Project Total
1	402	TR	\$302,000.00	\$0.00	\$0.00	\$0.00	<b>\$302,000.00</b>

Project # TRF-TS Crash Records/Data Analysis Operations and CRIS Division TRF-TS Organization Name Texas Department of Transportation

**Title / Desc. Crash Records/Data Analysis Operations and CRIS**

*Support and enhance the statewide data system CRIS (Crash Records Information System) which provides timely and effective data analysis to support allocation of highway safety resources.*

**Budget:**

# Projects	Fund	Source	Federal Funding	State Funding	Program Income	Local Match	Project Total
2	402	TR	\$0.00	\$3,224,564.00	\$0.00	\$0.00	<b>\$3,224,564.00</b>

Task: **Program Management**

Traffic Records TR - 09

<i>Project #</i>	<i>Division</i>	<i>Organization Name</i>
TRF-TS CRASH Agency Support	TRF-TS	Texas Department of Transportation

**Title / Desc. CRASH Agency Support**

*Provide technical support to law enforcement agencies using CRASH reporting software during the pilot phase, to include user management and data extracts.*

**Budget:**

<i># Projects</i>	<i>Fund</i>	<i>Source</i>	<i>Federal Funding</i>	<i>State Funding</i>	<i>Program Income</i>	<i>Local Match</i>	<i>Project Total</i>
1	408	K9	\$287,700.00	\$0.00	\$0.00	\$0.00	<b>\$287,700.00</b>

## Traffic Records

FY 2012  
Budget Module: TR - 9

Program Area	# Proj	Total	FEDERAL							STATE			Fed. 402 to Local
			402	405	406	408	410	2010	2011	STATE	INCOME	LOCAL	
Program Management	6	\$7,155,571.00	\$994,700.00			\$1,572,009.74				\$3,224,564.00		\$1,364,297.26	
Enforcement	0												
Evaluation	1	\$35,000.00	\$35,000.00										
Public Information & Education	0												
Training	0												
<b>TOTALS:</b>	<b>7</b>	<b>\$7,190,571.00</b>	<b>\$1,029,700.00</b>			<b>\$1,572,009.74</b>				<b>\$3,224,564.00</b>		<b>\$1,364,297.26</b>	

## Driver Education and Behavior

**DE - 10**

### Goals

- To increase public knowledge, perception and understanding of driver education and traffic safety for all road users
- To reduce the number of crashes and injuries related to distracted driving.

### Objectives

- Conduct Driver Attitudes and Awareness concerning impaired driving, seat belt use and speeding issues survey from 1 to 1
- Reduce the number of Distracted Driving related KAB Crashes from 12,643 (2009 CRIS) to 12,643
- Achieve 1.1 billion People reached with traffic safety messages

### Strategies

- Conduct and assist local, state and national traffic safety campaigns
- Conduct public information and education campaigns related to distracted driving
- Develop and implement public information and education efforts on traffic safety issues
- Implement and evaluate countermeasures to reduce the incidence of distracted driving
- Improve the recording of distracted driving as a contributing factor on crash reports
- Provide assistance to update the drivers education curriculum
- Provide assistance to update the drivers' education curriculum and administrative standards

### Project Descriptions



Task: **PI&E**

Driver Education and Behavior DE - 10

<i>Project #</i>	<i>District</i>	<i>Organization Name</i>
2012-Hillcres-G-1YG-0111	WAC	Hillcrest Baptist Medical Center-Hillcrest

*Title / Desc.* **Texans In Motion: Mature Driver Project (TIM:MDP)**

*The TIM:MDP is a prevention program focused on lowering crashes involving persons over the age of 55.*

**Objectives**

- Produce 4 SeniorSafe newsletters for 16 service providers throughout service area by 9/30/2012
- Conduct 3 CarFit check events in the grant service area by 9/30/2012
- Attend 1 CarFit technician training course by 9/30/2012
- Conduct 150 Driver assessment programs for drivers over age 55 throughout the service area by 9/30/2012
- Attend 10 health fairs in grant service area by 9/30/2012
- Distribute 250 older adult driving history safety awareness surveys throughout the grant service area by 9/30/2012
- Maintain 60 relationships with community resource agencies or groups throughout service area by 9/30/2012
- Distribute 2000 public information & education brochures promoting Nat'l Older American Traffic Safety Month by 9/30/2012
- Participate 3 events in counties contiguous to the grant service area by 9/30/2012
- Conduct 30 traffic safety programs for drivers age 55 + throughout service area by 9/30/2012
- Distribute 300 public information & education traffic safety concerns for 55+ packets to DPS employees by 9/30/2012
- Establish 52 traffic Safety displays for 55+ throughout grant service area by 9/30/2012
- Distribute 2500 traffic safety educational packets to drivers +55 throughout service area by 9/30/2012
- Distribute 1500 traffic safety educational packets to families/caregivers of +55 throughout service area by 9/30/2012
- Distribute 200 traffic safety educational packets to physicians/service providers of 55+ throughout service area by 9/30/2012
- Conduct 15 traffic safety programs for family/caregivers of 55 + throughout service area by 9/30/2012
- Conduct 20 traffic safety programs for physicians/service providers of 55+ seniors by 9/30/2012
- Establish 10 relationships within the contiguous counties by 9/30/2012

**Budget:**

<i># Projects</i>	<i>Fund</i>	<i>Source</i>	<i>Federal Funding</i>	<i>State Funding</i>	<i>Program Income</i>	<i>Local Match</i>	<i>Project Total</i>
1	402	DE	\$91,605.00	\$0.00	\$0.00	\$46,249.32	<b>\$137,854.32</b>

Task: **PI&E**

Driver Education and Behavior DE - 10

<i>Project #</i>	<i>Division</i>	<i>Organization Name</i>
2012-NSC-G-1YG-0130	TRF-TS	National Safety Council

**Title / Desc. OUR DRIVING CONCERN - Texas Employer Traffic Safety Program**

*Outreach to employers and development of toolkit training program to implement best practice program and promote safe driving practices among employees and their families on-and-off the job.*

**Objectives**

- Manage 6500 Employer Network Members and links between TxDOT Resources and Employers by 9/30/2012
- Implement 2 Pilot Trainer-the-Trainer classes by 9/30/2012
- Create 1 Train-the-Trainer class for Employer Toolkit by 9/30/2012
- Implement 2 Pilot Toolkit training classes by 9/30/2012
- Create 1 Employer Toolkit - Traffic Safety Presentation by 9/30/2012
- Conduct 4 Professional Development Webcasts for Employers, Managers, Supervisors, and other safety personnel by 9/30/2012
- Educate 400 Employer Attendees at Texas Safety Conference & Expo by 4/30/2012
- Conduct 4 Advisory Group Meetings by 9/30/2012
- Distribute 7500 Deliver "Our Driving Concern" Monthly E-Newsletter to educate Texas Employers about traffic safety by 9/30/2012

**Budget:**

# Projects	Fund	Source	Federal Funding	State Funding	Program Income	Local Match	Project Total
1	402	DE	\$192,753.78	\$0.00	\$0.00	\$192,748.91	<b>\$385,502.69</b>

<i>Project #</i>	<i>Division</i>	<i>Organization Name</i>
TRF-TS Driver Education & Behavior - Statewide Media	TRF-TS	Texas Department of Transportation

**Title / Desc. TRF-TS Driver Education & Behavior - Statewide Media Campaign**

*State funds used to pay for media contractor operating expenses related to traffic safety public information campaigns.*

**Budget:**

# Projects	Fund	Source	Federal Funding	State Funding	Program Income	Local Match	Project Total
2	402	DE	\$0.00	\$2,470,000.00	\$0.00	\$0.00	<b>\$2,470,000.00</b>

<i>Project #</i>	<i>Division</i>	<i>Organization Name</i>
TRF-TS Driver Education and Behavior - Local Events	TRF-TS	Texas Department of Transportation

**Title / Desc. Driver Education and Behavior - Local Event Campaign**

*Provide funding to support 3 local traffic safety events with TxDOT Districts.*

**Budget:**

# Projects	Fund	Source	Federal Funding	State Funding	Program Income	Local Match	Project Total
3	402	DE	\$0.00	\$45,000.00	\$0.00	\$0.00	<b>\$45,000.00</b>

Task: **PI&E**

Driver Education and Behavior DE - 10

<i>Project #</i>	<i>Division</i>	<i>Organization Name</i>
2012-TMCEC-G-1YG-0090	TRF-TS	Texas Municipal Courts Education Center

**Title / Desc. Driving on the Right Side of the Road**

*To integrate traffic safety, with emphasis on alcohol related traffic safety issues, into K-12 curriculum while utilizing municipal judges & court personnel as classroom resource persons.*

**Objectives**

- Conduct 1 U-Tube PSA contest for school youth that focuses on alcohol-related & safety belt ts issues by 9/30/2012
- Develop 1 a Lending Library of Traffic Safety Dvd's by 9/30/2012
- Develop 2 Story-books in English & Spanish on not getting in a car with impaired drivers & ts issues by 9/30/2012
- Identify 5 Civic groups such as Boy & Girl Scouts, 4-H, & others that can utilize DRSR materials by 9/30/2012
- Train 250 Teachers/educators on the DRSR materials at ISDs and regional ESCs programs & webinars by 9/30/2012
- Produce 8 Newsletter pages for municipal judges & court support personnel on the DRSR program by 9/30/2012
- Train 600 Municipal judges @ TMCEC confs, local confs, & webinars on serving as classroom resource persons by 9/30/2012
- Train 600 Municipal clerks @ TMCEC conf, other confs, & webinars on serving as classroom resource persons by 9/30/2012
- Provide 1 DRSR Workshop For Teachers at the LRE Annual Conference in 2012 by 3/31/2012
- Provide 24 DRSR exhibits & distribute PI&E materials on the DRSR project to municipal courts & teachers by 9/30/2012
- Produce 1 Graphic novel in Eng & Span for youth focusing on not getting into a car with an impaired driver by 4/30/2012
- Revise 4 Levels of DRSR teaching materials that encompass K-12 & the other DRSR resources by 3/31/2012

**Budget:**

# Projects	Fund	Source	Federal Funding	State Funding	Program Income	Local Match	Project Total
1	402	DE	\$184,870.80	\$0.00	\$0.00	\$185,840.52	<b>\$370,711.32</b>

<i>Project #</i>	<i>Division</i>	<i>Organization Name</i>
2012-TTI-G-1YG-0079	TRF-TS	Texas Transportation Institute

**Title / Desc. Texas Driver Attitudes & Awareness of Traffic Safety Programs**

*The purpose of this project is to survey Texas drivers throughout the State to measure awareness of and attitudes toward traffic safety programs in Texas.*

**Objectives**

- Conduct 1 survey of Texas drivers in DL offices throughout Texas by 9/30/2012

**Budget:**

# Projects	Fund	Source	Federal Funding	State Funding	Program Income	Local Match	Project Total
1	402	DE	\$48,665.20	\$0.00	\$0.00	\$5,446.60	<b>\$54,111.80</b>

Task: **PI&E**

Driver Education and Behavior DE - 10

<i>Project #</i>	<i>Division</i>	<i>Organization Name</i>
2012-TTI-G-1YG-0099	TRF-TS	Texas Transportation Institute

**Title / Desc. Teens in the Driver Seat (TDS) Program**

*This project will maintain this teen peer-to-peer safety program in Texas at the high school and junior high levels, expand partnerships, and continue toward making TDS a self-sustaining program.*

**Objectives**

- Decrease cell phone use by teen drivers at TDS program schools to 5% by 9/30/2012
- Increase seat belt use by students at TDS schools to 5% by 9/30/2012
- Produce 250 media placements related to teen driving safety by 9/30/2012
- Increase awareness of the top 5 driving risk factors at schools participating in TDS programs to 30% by 9/30/2012
- Increase additional students reached by TDS messages and activities in Junior/High schools to 80000 by 9/30/2012
- Conduct 2 focus groups with high school and junior high school students by 9/30/2012
- Acquire 30 additional junior high schools participating in TDS programs by 9/30/2012
- Acquire 100 more high schools to implement TDS programs by 9/30/2012

**Budget:**

<i># Projects</i>	<i>Fund</i>	<i>Source</i>	<i>Federal Funding</i>	<i>State Funding</i>	<i>Program Income</i>	<i>Local Match</i>	<i>Project Total</i>
1	402	DE	\$408,754.76	\$0.00	\$0.00	\$342,013.85	<b>\$750,768.61</b>

<i>Project #</i>	<i>Division</i>	<i>Organization Name</i>
2012-ThinkSt-G-1YG-0032	TRF-TS	ThinkStreet

**Title / Desc. Text. Talk. Crash.**

*A statewide public awareness and education initiative to reduce traffic crashes and fatalities caused by distracted driving among young people ages 16-34.*

**Objectives**

- Provide 1 comprehensive report documenting earned media results and campaign match by 9/1/2012
- Conduct 4 press events in campaign markets by 4/30/2012
- Distribute 300 added value placement newspaper ads to statewide and Spanish-language newspapers by 4/2/2012
- Distribute 16 sets of PI&E materials to Texas military bases by 4/2/2012
- Distribute 85 sets of PI&E materials colleges and universities by 4/2/2012
- Distribute 500 sets of PI&E materials to high school partners by 4/2/2012
- Distribute 150 sets of PI&E materials to Texas employers by 4/2/2012
- Develop 1 informational landing page for distracted driving by 4/2/2012
- Produce 74000000 paid media impressions by 5/7/2012
- Conduct 2 awareness surveys to establish a baseline and measure campaign awareness by 7/1/2012

**Budget:**

<i># Projects</i>	<i>Fund</i>	<i>Source</i>	<i>Federal Funding</i>	<i>State Funding</i>	<i>Program Income</i>	<i>Local Match</i>	<i>Project Total</i>
1	402	DE	\$450,000.00	\$0.00	\$0.00	\$1,083,125.00	<b>\$1,533,125.00</b>

Task: <b>PI&amp;E</b>	Driver Education and Behavior DE - 10
-----------------------	---------------------------------------

Project # 2012-ThinkSt-G-1YG-0042	Division TRF-TS	Organization Name ThinkStreet
--------------------------------------	--------------------	----------------------------------

Title / Desc. **DRIVE FRIENDLY. DRIVE SAFE.**

*A program to raise awareness of the dangers associated with speeding, work zone safety and speeding, and to raise driver awareness of pedestrians and cyclists.*

**Objectives**

- Provide 1 comprehensive report documenting earned media results and campaign match by 9/30/2012
- Distribute 1 statewide press release by 6/25/2012
- Develop 4 sets of weekly safety tips for radio partner distribution by 5/21/2012
- Distribute 300 added value placement newspaper ads to statewide and Spanish-language newspapers by 5/14/2012
- Distribute 200 sets of PI&E materials to Texas libraries by 5/14/2012
- Distribute 100 sets of PI&E materials to relevant advocacy groups and drivers education programs by 5/14/2012
- Distribute 150 sets of PI&E materials to Texas employers by 5/14/2012
- Produce 132000000 paid media impressions by 9/30/2012
- Conduct 2 awareness surveys to establish a baseline and measure campaign awareness by 8/27/2012

**Budget:**

# Projects	Fund	Source	Federal Funding	State Funding	Program Income	Local Match	Project Total
1	402	DE	\$600,000.00	\$0.00	\$0.00	\$1,233,750.00	<b>\$1,833,750.00</b>

Task: <b>Training</b>	Driver Education and Behavior DE - 10
-----------------------	---------------------------------------

Project # 2012-AISD-G-1YG-0091	District AUS	Organization Name Austin Independent School District
-----------------------------------	-----------------	---

Title / Desc.  **AISD Afterschool Driver Education Program**

*Driver's Education classes will serve 400 students as a part of AISD outside-of-school programs at Lanier, Akins, Travis, Reagan, LBJ and Eastside Memorial High Schools.*

**Objectives**

- Certify 300 students in Driver's Education and provide certificates of completion to each by 9/30/2012

**Budget:**

# Projects	Fund	Source	Federal Funding	State Funding	Program Income	Local Match	Project Total
1	402	DE	\$23,826.73	\$0.00	\$0.00	\$25,455.38	<b>\$49,282.11</b>

Task: **Training**

Driver Education and Behavior DE - 10

<i>Project #</i>	<i>Division</i>	<i>Organization Name</i>
2012-ESCVI-G-MYG-Yr3-0080	TRF-TS	Education Service Center, Region VI

*Title / Desc.* **Texas Traffic SAFETY Education Staff Improvement Program. Safety Alliance For Educating Texas Youth.**

*This program is designed to provide 8 Teen Driver Education staff development workshops to 300 teachers. These trainings will be presented by consultants using a skid monster and marketed state wide.*

**Objectives**

- Conduct 8 Teen Driver Education workshops for teachers by 9/30/2012
- Develop 1 Set of content materials to use as training aids for classroom and skid monster activities by 9/30/2012
- Analyze 300 Instructor evaluations to determine the overall effectiveness of the staff improvement Program by 9/30/2012
- Complete 1 Plan of Administrative and General Grant Requirements by 9/30/2012
- Train 300 Driver Education Instructors by 9/30/2012

**Budget:**

<i># Projects</i>	<i>Fund</i>	<i>Source</i>	<i>Federal Funding</i>	<i>State Funding</i>	<i>Program Income</i>	<i>Local Match</i>	<i>Project Total</i>
1	402	DE	\$87,226.42	\$0.00	\$0.00	\$52,557.26	<b>\$139,783.68</b>

TEXAS HIGHWAY SAFETY PERFORMANCE PLAN FOR FISCAL YEAR 2012

Driver Education and Behavior

FY 2012  
Budget Module: DE - 10

Program Area	# Proj	Total	FEDERAL							STATE			Fed. 402 to Local
			402	405	406	408	410	2010	2011	STATE	INCOME	LOCAL	
Program Management	0												
Enforcement	0												
Evaluation	0												
Public Information & Education	12	\$7,580,823.74	\$1,976,649.54							\$2,515,000.00		\$3,089,174.20	
Training	2	\$189,065.79	\$111,053.15									\$78,012.64	\$23,826.73
<b>TOTALS:</b>	<b>14</b>	<b>\$7,769,889.53</b>	<b>\$2,087,702.69</b>							<b>\$2,515,000.00</b>		<b>\$3,167,186.84</b>	<b>\$23,826.73</b>

**Railroad / Highway Crossing****RH - 11****Goals**

- To reduce KAB crashes at railroad/highway crossings

**Objectives**

- Reduce the number of KAB crashes at railroad/highway crossings from 158 (2009 CRIS) to 150 (CRIS)

**Strategies**

- Increase education of law enforcement concerning laws governing railroad/highway crossings
- Increase public education and information on railroad/highway crossing safety

**Project Descriptions**

Task: <b>PI&amp;E</b>				Railroad / Highway Crossing				RH - 11	
Project #		Division			Organization Name				
2012-TTI-G-1YG-0067		TRF-TS			Texas Transportation Institute				
Title / Desc. <b>Update of Public Highway Rail Grade Crossing Safety Information</b>									
This project proposes to update the "Public Awareness Handbook for Highway-Rail Crossing Safety", which was developed in 2001. It will update many new grade crossing laws, regulations, and standards.									
Objectives									
▪ Produce 1 completed handbook by 9/30/2012									
Budget:									
# Projects	Fund	Source	Federal Funding	State Funding	Program Income	Local Match	Project Total		
1	402	RH	\$58,872.38	\$0.00	\$0.00	\$6,578.80	<b>\$65,451.18</b>		
Task: <b>Training</b>				Railroad / Highway Crossing				RH - 11	

<i>Project #</i>	<i>Division</i>				<i>Organization Name</i>			
2012-TxOpLife-G-1YG-0105	TRF-TS				Texas Operation Lifesaver			
<i>Title / Desc.</i> <b>Highway-Railroad Safety Awareness</b>								
<i>Provide highway-railroad crossing safety training to Law Enforcement personnel and public rail safety education.</i>								
<i>Objectives</i>								
<ul style="list-style-type: none"><li>▪ Conduct 200 Rail Safety Presentations to the Public by 9/30/2012</li><li>▪ Conduct GCCI Rail Safety Training Classes for Law Enforcement % to 4% by 9/30/2012</li></ul>								
<i>Budget:</i>								
<i># Projects</i>	<i>Fund</i>	<i>Source</i>	<i>Federal Funding</i>	<i>State Funding</i>	<i>Program Income</i>	<i>Local Match</i>	<i>Project Total</i>	
1	402	RH	\$29,948.00	\$0.00	\$0.00	\$35,702.00	<b>\$65,650.00</b>	



TEXAS HIGHWAY SAFETY PERFORMANCE PLAN FOR FISCAL YEAR 2012

Railroad / Highway Crossing

FY 2012  
Budget Module: RH - 11

Program Area	# Proj	Total	FEDERAL							STATE			Fed. 402 to Local
			402	405	406	408	410	2010	2011	STATE	INCOME	LOCAL	
Program Management	0												
Enforcement	0												
Evaluation	0												
Public Information & Education	1	\$65,451.18	\$58,872.38									\$6,578.80	
Training	1	\$65,650.00	\$29,948.00									\$35,702.00	
<b>TOTALS:</b>	<b>2</b>	<b>\$131,101.18</b>	<b>\$88,820.38</b>									<b>\$42,280.80</b>	

# Roadway Safety

# RS - 12

## Goals

- To increase knowledge of roadway safety and current technologies among people involved in engineering, construction, and maintenance areas at both the state and local level
- To reduce the number of traffic crashes, injuries, and fatalities in work zones.

## Objectives

- Reduce the number of Serious injuries in work zones from 2,729 (2009 CRIS) to 2,914 (CRIS)
- Reduce the number of number of fatalities in work zones from 108 (2009 CRIS) to 105
- Achieve 3,200 persons trained in roadway safety classes

## Strategies

- Improve highway design and engineering through training
- Increase public education and information on roadway safety
- Provide traffic safety problem identification to local jurisdictions
- Provide training on roadway safety issues

## Project Descriptions

Task: <b>Training</b>	Roadway Safety RS - 12
-----------------------	------------------------

<i>Project #</i>	<i>Division</i>	<i>Organization Name</i>
2012-TEEXITSI-G-1YG-0110	TRF-TS	Texas Engineering Extension Service - ITSI

### Title / Desc. **Work Zone Safety Training**

*Reduce the number of traffic crashes, injuries and fatalities in work zones by conducting training on proper work zone design and safety for city, county and state road agency personnel.*

### Objectives

- Train 48 participants in Installation & Maintenance of Pavement Markings courses by 9/30/2012
- Train 48 participants in Installation & Maintenance of Signs by 9/30/2012
- Train 160 participants in Flaggers in Work Zones courses by 9/30/2012
- Train 175 participants in Work Zone Traffic Control courses by 9/30/2012
- Conduct 3 Installation & Maintenance of Pavement Markings courses by 9/30/2012
- Conduct 3 Installation & Maintenance of Signs courses by 9/30/2012
- Conduct 6 Flaggers in Work Zones courses by 9/30/2012
- Conduct 7 Work Zone Traffic Control courses by 9/30/2012

### Budget:

# Projects	Fund	Source	Federal Funding	State Funding	Program Income	Local Match	Project Total
1	402	RS	\$78,571.04	\$0.00	\$0.00	\$93,912.00	<b>\$172,483.04</b>

Task: **Training**

Roadway Safety RS - 12

<i>Project #</i>	<i>Division</i>	<i>Organization Name</i>
2011-UTatArl-G-3YG-0032	TRF-TS	The University of Texas at Arlington

*Title / Desc.* **Texas City/County Work Zone Training Program**

*Localized Training: Work Zone Safety and Work Zone Traffic Control, Planning, Night Road Work Planning, Installation and Maintenance of Signs and Pavement Markings, Work Zone Construction Site Safety.*

*Objectives*

- Train 240 CCT512R Students in TMTCD Update and Work Zone Refresher by 9/30/2012
- Conduct 12 CCT512R Classes in TMUTCD Update and Work Zone Refresher by 9/30/2012
- Train 720 CCT401 Students in Work Zone Construction Site Safety by 9/30/2012
- Conduct 40 CCT401 Classes in Work Zone Construction Site Safety by 9/30/2012
- Train 160 CCT515 Students in Installation & Maintenance of Signs and Pavement Markings by 9/30/2012
- Conduct 8 CCT515 Classes in Installation and Maintenance of Signs & Pavement Markings by 9/30/2012
- Train 180 CCT210 Students in Planning Work Zone Traffic Control by 9/30/2012
- Conduct 8 CCT210 Classes in Planning Work Zone Traffic Control by 9/30/2012
- Train 120 CCT333 Students trained in Night Road Work Planning & Implementation by 9/30/2012
- Conduct 6 CCT333 Classes in Night Road Work Planning & Implementation by 9/30/2012
- Train 810 CCT520 Students in Work Zone Traffic Control & Qualified Flagger by 9/30/2012
- Conduct 45 CCT520 Classes in Work Zone Traffic Control/Qualified Flagger by 9/30/2012

*Budget:*

<i># Projects</i>	<i>Fund</i>	<i>Source</i>	<i>Federal Funding</i>	<i>State Funding</i>	<i>Program Income</i>	<i>Local Match</i>	<i>Project Total</i>
1	402	RS	\$533,683.38	\$0.00	\$0.00	\$648,027.63	<b>\$1,181,711.01</b>

TEXAS HIGHWAY SAFETY PERFORMANCE PLAN FOR FISCAL YEAR 2012

Roadway Safety

FY 2012  
Budget Module: RS - 12

Program Area	# Proj	Total	FEDERAL							STATE			Fed. 402 to Local
			402	405	406	408	410	2010	2011	STATE	INCOME	LOCAL	
Program Management	0												
Enforcement	0												
Evaluation	0												
Public Information & Education	0												
Training	2	\$1,354,194.05	\$612,254.42									\$741,939.63	
<b>TOTALS:</b>	<b>2</b>	<b>\$1,354,194.05</b>	<b>\$612,254.42</b>									<b>\$741,939.63</b>	

## Safe Communities

## SA - 13

### Goals

- To establish integrated community traffic safety programs to prevent traffic-related fatalities and injuries

### Objectives

- Increase the number of Safe Communities coalitions from 14 (2010 Annual Report) to 14

### Strategies

- Support statewide the Texas Safe Community efforts by providing education, training, and coordination on how to initiate and conduct community based traffic safety programs and how communities can become designated as a Texas Safe community Coalition
- Support the establishment and growth Safe Communities Coalitions

### Project Descriptions

Task: **Program Management**

Safe Communities SA - 13

Project #	Division	Organization Name
2012-TTI-G-1YG-0069	TRF-TS	Texas Transportation Institute

#### Title / Desc. **Texas Safe Communities Coordination**

*Safe Communities coordinator will promote the Texas Safe Communities concept, will assist TSS's in setting up coalitions, will provide training and resources for sustainability.*

#### Objectives

- Maintain 1 e-newsletter circulated to safe communities coalitions by 9/30/2012
- Conduct 2 presentations at 2 conferences & promote the SC process in a variety of venues by 9/30/2012
- Develop 1 training program for Texas Safe Communities by 9/30/2012
- Provide 1 NHTSA developed training for large TxDOT districts by 9/30/2012

#### Budget:

# Projects	Fund	Source	Federal Funding	State Funding	Program Income	Local Match	Project Total
1	402	SA	\$111,883.63	\$0.00	\$0.00	\$12,505.31	<b>\$124,388.94</b>

Task: **PI&E**

Safe Communities SA - 13

<i>Project #</i>	<i>District</i>	<i>Organization Name</i>
2012-EIPasSC-G-1YG-0012	ELP	City of El Paso Police Department (Safe Communities)

*Title / Desc.* **Safe Communities**

*Multifaceted traffic safety program addressing 5 major traffic safety concerns. The 5 major concerns are underage drinking, DWI, CPS, pedestrian and motorcycle safety*

*Objectives*

- Educate 1500 People on DWI issues by 9/30/2012
- Conduct 75 Presentations addressing DWI issues by 9/30/2012
- Conduct 50 Presentations to local youth groups and/or their parents targeting UDI issues by 9/30/2012
- Conduct 24 Presentations addressing pedestrian safety by 9/30/2012
- Conduct 24 Presentations addressing motorcycle safety by 9/30/2012
- Educate 500 people on pedestrian safety by 9/30/2012
- Arrest 125 Minor detectables and/or cite for UDI issues via UDI initiatives by 9/30/2012
- Distribute 12 Media releases promoting traffic safety, traffic safety events, and programs offered by 9/30/2012
- Educate 1000 People on proper seat selection, usage and installation of safety seats by 9/30/2012
- Conduct 100 Child safety seat fitting stations/educational classes by 9/30/2012

*Budget:*

<i># Projects</i>	<i>Fund</i>	<i>Source</i>	<i>Federal Funding</i>	<i>State Funding</i>	<i>Program Income</i>	<i>Local Match</i>	<i>Project Total</i>
1	402	SA	\$84,835.00	\$0.00	\$0.00	\$133,268.14	<b>\$218,103.14</b>

Task: **PI&E**

Safe Communities SA - 13

<i>Project #</i>	<i>District</i>	<i>Organization Name</i>
2012-TAMUCC-G-1YG-0095	CRP	Texas A&M University-Corpus Christi

**Title / Desc. Safe Communities Safe Driving Public Education Campaign**

*A public education campaign in support of the Nueces County Safe Communities Coalition targeting unsafe driving behavior in Nueces County by creation and delivery of presentations and PI&E material.*

**Objectives**

- Purchase 3 promotional item restock of current TxDOT approved items for use at events and presentations by 9/30/2012
- Educate 200 younger or future drivers (college and high school students) through presentations by 9/30/2012
- Provide 20 presentations on safe driving to Nueces County Organizations or groups by 9/30/2012
- Educate 4000 persons through the distribution of PI&E materials at community health/safety fairs and events by 9/30/2012
- Educate 200 Nueces County drivers, pedestrians, or cyclists through presentations provided in the community by 9/30/2012
- Distribute 16 news releases about meetings, driving safety issues, campaigns, events, and presentations by 9/30/2012
- Create 4 new public education items and/or revise and update current ones including translation to Spanish by 9/30/2012
- Conduct 10 meetings of the Nueces County Safe Communities Coalition by 9/30/2012
- Distribute 100000 pieces of PI&E materials related to Nueces County safe driving priorities by 9/30/2012
- Create 4 driver/motorcycle/bicycle/pedestrian safety presentations or revise current ones by 9/30/2012
- Provide 20 presentations on safe driving priority issues to college or high school students by 9/30/2012
- Participate 20 in community health/safety fairs or other events to distribute PI&E materials by 9/30/2012

**Budget:**

<i># Projects</i>	<i>Fund</i>	<i>Source</i>	<i>Federal Funding</i>	<i>State Funding</i>	<i>Program Income</i>	<i>Local Match</i>	<i>Project Total</i>
1	402	SA	\$50,795.91	\$0.00	\$0.00	\$55,535.52	<b>\$106,331.43</b>

Task: **PI&E**

Safe Communities SA - 13

<i>Project #</i>	<i>District</i>	<i>Organization Name</i>
2012-Texas Ag-G-1YG-0097	BRY	Texas AgriLife Extension Service

**Title / Desc. Brazos Valley Injury Prevention Coalition**

*A Safe Communities coalition to implement and support health initiatives designed to reduce traffic-related injuries and fatalities in the Brazos Valley.*

**Objectives**

- Distribute 12000 Public information and education (PI&E) to support grant objectives by 9/30/2012
- Coordinate 1 Committee to continue to identify and collect community resources needed for a Safety City by 9/30/2012
- Support 4 events to help make drivers aware of motorcycles and promote motorcycle safety by 9/30/2012
- Support 1 Please Be Seated campaign by 9/30/2012
- Provide 10 daycare centers, schools or groups with education materials on best practice for child safety seats by 9/30/2012
- Distribute 40 child safety seats at coalition supported inspections or events to historically low-use populations by 9/30/2012
- Conduct 1 awareness campaign to educate parents and teens on the Texas Graduated License Law by 9/30/2012
- Support 10 programs at high schools, college campuses or community events on dangers of distractive driving by 9/30/2012
- Conduct 10 programs for teens, pickup drivers and other occupants to stress the importance of seat belt use by 9/30/2012
- Identify 10 employers and provide information about alcohol awareness campaigns to distribute to their employees by 9/30/2012
- Conduct 1 educational campaign to raise the awareness of the dangers of impaired driving by 9/30/2012
- Conduct 6 bimonthly meetings of the Brazos Valley Injury Prevention Coalition with community partners by 9/30/2012

**Budget:**

<i># Projects</i>	<i>Fund</i>	<i>Source</i>	<i>Federal Funding</i>	<i>State Funding</i>	<i>Program Income</i>	<i>Local Match</i>	<i>Project Total</i>
1	402	SA	\$40,469.99	\$0.00	\$0.00	\$33,875.00	<b>\$74,344.99</b>



## Safe Communities

FY 2012  
Budget Module: SA - 13

Program Area	# Proj	Total	FEDERAL							STATE			Fed. 402 to Local
			402	405	406	408	410	2010	2011	STATE	INCOME	LOCAL	
Program Management	1	\$124,388.94	\$111,883.63									\$12,505.31	
Enforcement	0												
Evaluation	0												
Public Information & Education	3	\$398,779.56	\$176,100.90									\$222,678.66	\$176,100.90
Training	0												
<b>TOTALS:</b>	<b>4</b>	<b>\$523,168.50</b>	<b>\$287,984.53</b>									<b>\$235,183.97</b>	<b>\$176,100.90</b>

# School Bus

SB - 14

## Goals

- To reduce School bus-related crashes, injuries and fatalities

## Objectives

- Reduce the number of school bus passenger fatalities per year on a five year average (FARS) from 0.40 (2009 FARS) to 0.40 (FARS)

## Strategies

- Provide public information and education campaigns to promote safe motor vehicle operations around school buses
- Provide safe school bus operation training for school bus drivers

## Project Descriptions

Task: <b>Training</b>	School Bus SB - 14
-----------------------	--------------------

<i>Project #</i>	<i>Division</i>	<i>Organization Name</i>
2012-ESCVI-G-1YG-0036	TRF-TS	Education Service Center, Region VI

### Title / Desc. **School Bus Safety Training 101**

*This program will identify and implement several safety units that will be utilized in training workshops for school bus drivers.*

#### Objectives

- Analyze 400 Participant evaluations to determine the overall effectiveness of the Bus Safety 101 workshops by 9/30/2012
- Identify 1 Set of content materials to be utilized in the various Bus Safety 101 workshops by 9/30/2012
- Teach 500 School Bus Drivers in Bus Safety Training 101 by 9/30/2012

#### Budget:

# Projects	Fund	Source	Federal Funding	State Funding	Program Income	Local Match	Project Total
1	402	SB	\$91,999.55	\$0.00	\$0.00	\$57,713.00	<b>\$149,712.55</b>

<i>Project #</i>	<i>Division</i>	<i>Organization Name</i>
2012-TEEXITSI-G-1YG-0128	TRF-TS	Texas Engineering Extension Service - ITSI

### Title / Desc. **School Bus Training**

*Reduce the number of school bus related crashes, injuries and fatalities by conducting standardized training to school district bus trainers in Texas to improve training and safety.*

#### Objectives

- Develop 1 Develop School Bus Accident Avoidance Online Course by 1/31/2012
- Train 90 participants in School Bus Accident Avoidance Online Course by 9/30/2012
- Conduct 1 Conduct School Bus Accident Avoidance Online Course by 9/30/2012

#### Budget:

# Projects	Fund	Source	Federal Funding	State Funding	Program Income	Local Match	Project Total
1	402	SB	\$48,265.66	\$0.00	\$0.00	\$5,467.50	<b>\$53,733.16</b>

TEXAS HIGHWAY SAFETY PERFORMANCE PLAN FOR FISCAL YEAR 2012

School Bus

FY 2012  
Budget Module: SB - 14

Program Area	# Proj	Total	FEDERAL							STATE			Fed. 402 to Local
			402	405	406	408	410	2010	2011	STATE	INCOME	LOCAL	
Program Management	0												
Enforcement	0												
Evaluation	0												
Public Information & Education	0												
Training	2	\$203,445.71	\$140,265.21									\$63,180.50	
<b>TOTALS:</b>	<b>2</b>	<b>\$203,445.71</b>	<b>\$140,265.21</b>									<b>\$63,180.50</b>	

**Highway Safety Plan - Project Cross Reference****Enforcement Projects**

Project #	Organization	#	PA	Fund	Source	Federal Funds	State Funding	Prog. Income	Local Match	Project Total
2011-HarrisDA-G-3YG-0026	Harris County District Attorney		AL	410	K8FR	\$223,043.04	\$0.00	\$0.00	\$31,863.39	\$254,906.43
2012-BexarCoD-G-1YG-0115	Bexar County District Attorney's Office		AL	410	K8FR	\$180,000.00	\$0.00	\$0.00	\$61,233.47	\$241,233.47
2012-BrazosCA-G-1YG-0015	Brazos County Attorney's Office		AL	410	K8	\$61,143.34	\$0.00	\$0.00	\$62,746.65	\$123,889.99
2012-CollinDA-G-MYG-Yr3-0192	Collin County - District Attorney's Office		AL	410	K8	\$75,046.50	\$0.00	\$0.00	\$15,416.68	\$90,463.18
2012-MCDAO-G-1YG-0055	Montgomery County District Attorney's Office		AL	410	K8	\$97,330.00	\$0.00	\$0.00	\$65,369.31	\$162,699.31
STEP CMV	Texas Department of Transportation		PT	402	PT	\$374,061.56	\$0.00	\$0.00	\$518,199.12	\$892,260.68
STEP Comprehensive	Texas Department of Transportation		PT	402	PT	\$8,658,889.11	\$0.00	\$0.00	\$8,917,374.06	\$17,576,263.17
STEP DWI	Texas Department of Transportation		AL	410	K8FR	\$604,536.66	\$0.00	\$0.00	\$629,756.25	\$1,234,292.91
STEP SPEED	Texas Department of Transportation		SC	402	SC	\$369,808.18	\$0.00	\$0.00	\$372,543.04	\$742,351.22
STEP WAVE Comprehensive	Texas Department of Transportation		PT	402	PT	\$27,700.62	\$0.00	\$0.00	\$26,534.87	\$54,235.49
STEP WAVE DWI	Texas Department of Transportation		AL	410	K8FR	\$422,520.00	\$0.00	\$0.00	\$216,570.51	\$639,090.51
STEP WAVE SPEED	Texas Department of Transportation		SC	402	SC	\$45,863.32	\$0.00	\$0.00	\$25,575.42	\$71,438.74
TRF-TS CIOT Incentives	Texas Department of Transportation		OP	405	K2	\$60,000.00	\$0.00	\$0.00	\$0.00	\$60,000.00
TRF-TS CIOT STEP	Texas Department of Transportation		OP	405	K2	\$600,000.00	\$0.00	\$0.00	\$0.00	\$600,000.00
TRF-TS IDM Incentives	Texas Department of Transportation		AL	410	K8FR	\$60,000.00	\$0.00	\$0.00	\$0.00	\$60,000.00
TRF-TS IDM STEP	Texas Department of Transportation		AL	410	K8HV	\$3,500,000.00	\$0.00	\$0.00	\$5,225,000.00	\$8,725,000.00
Various Local and Statewide Organizations	Texas Department of Transportation		AL	410	K8HV	\$0.00	\$0.00	\$0.00	\$5,275,000.00	\$5,275,000.00
Various Local and Statewide Organizations	Texas Department of Transportation		AL	410	K8PM	\$0.00	\$0.00	\$0.00	\$8,451,236.05	\$8,451,236.05
Various Local and Statewide Organizations	Texas Department of Transportation		AL	410	K8FR	\$0.00	\$0.00	\$0.00	\$6,678,441.15	\$6,678,441.15
Various Local and Statewide Organizations	Texas Department of Transportation		AL	410	K8	\$0.00	\$0.00	\$0.00	\$13,032,343.53	\$13,032,343.53
CMV STEP										
2012-Fortwort-S-1YG-0106	City of Fort Worth		PT	402	PT	\$45,975.00	\$0.00	\$0.00	\$24,755.68	\$70,730.68
2012-HoustonP-S-1YG-0040	City of Houston - Police Department		PT	402	PT	\$297,066.56	\$0.00	\$0.00	\$476,335.44	\$773,402.00
2012-LaredoPD-S-1YG-0110	City of Laredo		PT	402	PT	\$31,020.00	\$0.00	\$0.00	\$17,108.00	\$48,128.00
Subtotals			# of Projects: 3			\$374,061.56	\$0.00	\$0.00	\$518,199.12	\$892,260.68
Comprehensive STEP										
2011-HarrisCo-S-3YG-0013	Harris County Sheriff's Office		PT	402	PT	\$342,685.66	\$0.00	\$0.00	\$342,685.66	\$685,371.32
2012-AddisonP-S-1YG-0060	Town of Addison - Police Department		PT	402	PT	\$7,706.00	\$0.00	\$0.00	\$7,866.56	\$15,572.56

**Highway Safety Plan - Project Cross Reference****Enforcement Projects**

<i>Project #</i>	<i>Organization</i>	<i>#</i>	<i>PA</i>	<i>Fund</i>	<i>Source</i>	<i>Federal Funds</i>	<i>State Funding</i>	<i>Prog. Income</i>	<i>Local Match</i>	<i>Project Total</i>
2012-Amarillo-S-1YG-0037	City of Amarillo Police Department		PT	402	PT	\$112,491.00	\$0.00	\$0.00	\$99,139.70	<b>\$211,630.70</b>
2012-Arlingto-S-1YG-0031	City of Arlington		PT	402	PT	\$172,945.94	\$0.00	\$0.00	\$173,098.95	<b>\$346,044.89</b>
2012-AustinPD-S-1YG-0093	City of Austin - Police Department		PT	402	PT	\$1,000,000.00	\$0.00	\$0.00	\$1,127,022.08	<b>\$2,127,022.08</b>
2012-Baytown-S-1YG-0049	City of Baytown		PT	402	PT	\$86,032.12	\$0.00	\$0.00	\$9,834.20	<b>\$95,866.32</b>
2012-BexarCoS-S-1YG-0019	Bexar County Sheriff's Office		PT	402	PT	\$524,837.66	\$0.00	\$0.00	\$165,298.41	<b>\$690,136.07</b>
2012-BrownsPD-S-1YG-0052	City of Brownsville - Police Department		PT	402	PT	\$52,726.40	\$0.00	\$0.00	\$29,981.77	<b>\$82,708.17</b>
2012-CdrPrkPD-S-1YG-0070	City of Cedar Park		PT	402	PT	\$31,689.19	\$0.00	\$0.00	\$42,308.86	<b>\$73,998.05</b>
2012-CorpusPD-S-1YG-0114	City of Corpus Christi Police Department		PT	402	PT	\$90,206.50	\$0.00	\$0.00	\$94,047.01	<b>\$184,253.51</b>
2012-Dallasco-S-1YG-0097	County of Dallas		PT	402	PT	\$350,190.00	\$0.00	\$0.00	\$351,960.58	<b>\$702,150.58</b>
2012-Dallas-S-1YG-0083	City of Dallas - Police Department		PT	402	PT	\$999,996.00	\$0.00	\$0.00	\$1,072,604.94	<b>\$2,072,600.94</b>
2012-EIPasoCO-S-1YG-0006	El Paso County Sheriff's Office		PT	402	PT	\$68,737.67	\$0.00	\$0.00	\$13,045.00	<b>\$81,782.67</b>
2012-EIPasoPD-S-1YG-0077	City of El Paso		PT	402	PT	\$478,834.00	\$0.00	\$0.00	\$291,176.36	<b>\$770,010.36</b>
2012-EulesS-S-1YG-0058	City of Eules Police Department		PT	402	PT	\$69,972.60	\$0.00	\$0.00	\$69,958.82	<b>\$139,931.42</b>
2012-Fortwort-S-1YG-0085	City of Fort Worth		PT	402	PT	\$249,710.00	\$0.00	\$0.00	\$134,506.16	<b>\$384,216.16</b>
2012-FriscoPD-S-1YG-0091	City of Frisco		PT	402	PT	\$59,964.75	\$0.00	\$0.00	\$61,483.96	<b>\$121,448.71</b>
2012-Galvesto-S-1YG-0026	City of Galveston		PT	402	PT	\$69,835.78	\$0.00	\$0.00	\$12,730.53	<b>\$82,566.31</b>
2012-GarlandP-S-1YG-0013	City of Garland		PT	402	PT	\$249,360.00	\$0.00	\$0.00	\$249,367.14	<b>\$498,727.14</b>
2012-GrandPra-S-1YG-0002	City of Grand Prairie		PT	402	PT	\$187,793.41	\$0.00	\$0.00	\$187,793.42	<b>\$375,586.83</b>
2012-HaltomPD-S-1YG-0087	City of Haltom City - Police Department		PT	402	PT	\$45,156.64	\$0.00	\$0.00	\$45,414.35	<b>\$90,570.99</b>
2012-Harlinge-S-1YG-0100	City of Harlingen Police Department		PT	402	PT	\$42,179.00	\$0.00	\$0.00	\$47,003.48	<b>\$89,182.48</b>
2012-HarrisP7-S-1YG-0084	Harris County Constable Precinct 7		PT	402	PT	\$96,621.35	\$0.00	\$0.00	\$25,824.35	<b>\$122,445.70</b>
2012-HoustonP-S-1YG-0064	City of Houston - Police Department		PT	402	PT	\$702,916.61	\$0.00	\$0.00	\$1,761,344.63	<b>\$2,464,261.24</b>
2012-HurstPD-S-1YG-0105	City of Hurst - Police Department		PT	402	PT	\$62,000.64	\$0.00	\$0.00	\$30,637.49	<b>\$92,638.13</b>
2012-Irving-S-1YG-0039	City of Irving		PT	402	PT	\$199,570.00	\$0.00	\$0.00	\$267,160.14	<b>\$466,730.14</b>
2012-KellerPD-S-1YG-0112	City of Keller		PT	402	PT	\$26,400.00	\$0.00	\$0.00	\$26,667.04	<b>\$53,067.04</b>
2012-LaredoPD-S-1YG-0108	City of Laredo		PT	402	PT	\$73,935.00	\$0.00	\$0.00	\$41,156.20	<b>\$115,091.20</b>
2012-LongviPD-S-1YG-0071	City of Longview Police Department		PT	402	PT	\$42,201.00	\$0.00	\$0.00	\$42,210.00	<b>\$84,411.00</b>
2012-Lubbock -S-1YG-0075	City of Lubbock Police Department		PT	402	PT	\$71,500.00	\$0.00	\$0.00	\$71,500.00	<b>\$143,000.00</b>
2012-McAllenP-S-1YG-0044	City of McAllen Police Department		PT	402	PT	\$24,976.00	\$0.00	\$0.00	\$24,976.00	<b>\$49,952.00</b>
2012-McKinney-S-1YG-0024	City of McKinney		PT	402	PT	\$58,344.00	\$0.00	\$0.00	\$66,422.08	<b>\$124,766.08</b>

**Highway Safety Plan - Project Cross Reference****Enforcement Projects**

<i>Project #</i>	<i>Organization</i>	<i>#</i>	<i>PA</i>	<i>Fund</i>	<i>Source</i>	<i>Federal Funds</i>	<i>State Funding</i>	<i>Prog. Income</i>	<i>Local Match</i>	<i>Project Total</i>
2012-Midland-S-1YG-0018	City of Midland		PT	402	PT	\$26,294.00	\$0.00	\$0.00	\$26,324.48	<b>\$52,618.48</b>
2012-Mission-S-1YG-0045	City of Mission Police Department		PT	402	PT	\$94,370.84	\$0.00	\$0.00	\$59,097.09	<b>\$153,467.93</b>
2012-NRichlan-S-1YG-0017	City of North Richland Hills		PT	402	PT	\$50,903.04	\$0.00	\$0.00	\$57,111.43	<b>\$108,014.47</b>
2012-Odessa-S-1YG-0007	City of Odessa - Police Department		PT	402	PT	\$54,900.00	\$0.00	\$0.00	\$54,894.72	<b>\$109,794.72</b>
2012-PlanoPD-S-1YG-0065	City of Plano		PT	402	PT	\$160,839.40	\$0.00	\$0.00	\$88,521.15	<b>\$249,360.55</b>
2012-PolkCo-S-1YG-0012	Polk County Sheriff's Office		PT	402	PT	\$62,251.90	\$0.00	\$0.00	\$26,758.08	<b>\$89,009.98</b>
2012-Rowlet P-S-1YG-0073	City of Rowlett - Police Department		PT	402	PT	\$25,166.40	\$0.00	\$0.00	\$25,165.76	<b>\$50,332.16</b>
2012-TDPS-S-1YG-0082	Texas Department of Public Safety		PT	402	PT	\$1,382,161.78	\$0.00	\$0.00	\$1,420,478.46	<b>\$2,802,640.24</b>
2012-TexarkPD-S-1YG-0021	City of Texarkana		PT	402	PT	\$17,515.00	\$0.00	\$0.00	\$23,335.51	<b>\$40,850.51</b>
2012-Tomgreen-S-1YG-0030	Tom Green County		PT	402	PT	\$27,500.33	\$0.00	\$0.00	\$39,782.78	<b>\$67,283.11</b>
2012-Tyler PD-S-1YG-0046	City of Tyler		PT	402	PT	\$49,450.00	\$0.00	\$0.00	\$52,838.48	<b>\$102,288.48</b>
2012-Wylie-S-MYG-Yr3-0093	City of Wylie		PT	402	PT	\$56,021.50	\$0.00	\$0.00	\$56,840.25	<b>\$112,861.75</b>
<b>Subtotals</b>		# of Projects:	44			\$8,658,889.11	\$0.00	\$0.00	\$8,917,374.06	<b>\$17,576,263.17</b>

**DWI STEP**

2012-Harris4-S-1YG-0081	Harris County Constable Precinct 4		AL	410	K8FR	\$48,053.82	\$0.00	\$0.00	\$5,820.29	<b>\$53,874.11</b>
2012-SanAntPD-S-1YG-0016	City of San Antonio - Police Department		AL	410	K8FR	\$556,482.84	\$0.00	\$0.00	\$623,935.96	<b>\$1,180,418.80</b>
<b>Subtotals</b>		# of Projects:	2			\$604,536.66	\$0.00	\$0.00	\$629,756.25	<b>\$1,234,292.91</b>

**SPEED STEP**

2012-DeerPark-S-1YG-0051	City of Deer Park Police Department		SC	402	SC	\$23,814.28	\$0.00	\$0.00	\$46,488.26	<b>\$70,302.54</b>
2012-DentonCo-S-1YG-0098	County of Denton		SC	402	SC	\$16,321.50	\$0.00	\$0.00	\$16,433.47	<b>\$32,754.97</b>
2012-Farmers -S-1YG-0076	City of Farmers Branch - Police Department		SC	402	SC	\$47,438.00	\$0.00	\$0.00	\$47,483.33	<b>\$94,921.33</b>
2012-Harrison-S-1YG-0043	Harrison County		SC	402	SC	\$56,496.98	\$0.00	\$0.00	\$84,399.70	<b>\$140,896.68</b>
2012-LewisvPD-S-1YG-0109	City of Lewisville		SC	402	SC	\$44,083.20	\$0.00	\$0.00	\$44,090.72	<b>\$88,173.92</b>
2012-Mesquite-S-1YG-0015	City of Mesquite		SC	402	SC	\$44,642.39	\$0.00	\$0.00	\$44,642.40	<b>\$89,284.79</b>
2012-MontgoSO-S-1YG-0003	Montgomery County Sheriffs Office		SC	402	SC	\$75,020.95	\$0.00	\$0.00	\$40,476.52	<b>\$115,497.47</b>
2012-TexasCit-S-1YG-0096	City of Texas City Police Department		SC	402	SC	\$41,995.98	\$0.00	\$0.00	\$27,997.32	<b>\$69,993.30</b>
2012-Waskom-S-1YG-0079	City of Waskom		SC	402	SC	\$19,994.90	\$0.00	\$0.00	\$20,531.32	<b>\$40,526.22</b>
<b>Subtotals</b>		# of Projects:	9			\$369,808.18	\$0.00	\$0.00	\$372,543.04	<b>\$742,351.22</b>

**WAVE Comprehensive STEP**

2012-Beaumont-S-1YG-0035	City of Beaumont Police Department		PT	402	PT	\$17,552.00	\$0.00	\$0.00	\$18,823.44	<b>\$36,375.44</b>
--------------------------	------------------------------------	--	----	-----	----	-------------	--------	--------	-------------	--------------------

**Highway Safety Plan - Project Cross Reference****Enforcement Projects**

<i>Project #</i>	<i>Organization</i>	<i>#</i>	<i>PA</i>	<i>Fund</i>	<i>Source</i>	<i>Federal Funds</i>	<i>State Funding</i>	<i>Prog. Income</i>	<i>Local Match</i>	<i>Project Total</i>
2012-Benbrook-S-1YG-0095	City of Benbrook Police Department		PT	402	PT	\$6,555.12	\$0.00	\$0.00	\$6,557.86	<b>\$13,112.98</b>
2012-TravisCo-S-1YG-0036	Travis County Constable, Precinct 3		PT	402	PT	\$3,593.50	\$0.00	\$0.00	\$1,153.57	<b>\$4,747.07</b>
<b>Subtotals</b>		# of Projects:	3			\$27,700.62	\$0.00	\$0.00	\$26,534.87	<b>\$54,235.49</b>
<b>WAVE DWI STEP</b>										
2012-HGAC-S-1YG-0103	Houston-Galveston Area Council		AL	410	K8FR	\$422,520.00	\$0.00	\$0.00	\$216,570.51	<b>\$639,090.51</b>
<b>Subtotals</b>		# of Projects:	1			\$422,520.00	\$0.00	\$0.00	\$216,570.51	<b>\$639,090.51</b>
<b>WAVE SPEED STEP</b>										
2011-Sugarlan-S-3YG-0009	City of Sugar Land		SC	402	SC	\$45,863.32	\$0.00	\$0.00	\$25,575.42	<b>\$71,438.74</b>
<b>Subtotals</b>		# of Projects:	1			\$45,863.32	\$0.00	\$0.00	\$25,575.42	<b>\$71,438.74</b>
<b>Enforcement Task Summary</b>						<i>Federal Funds</i>	<i>State Funding</i>	<i>Prog. Income</i>	<i>Local Match</i>	<i>Project Total</i>
# Projects: 281						\$25,863,321.78	\$0.00	\$0.00	\$62,536,756.76	<b>\$86,175,078.54</b>

**Highway Safety Plan - Project Cross Reference****Evaluation Projects**

<i>Project #</i>	<i>Organization</i>	<i>#</i>	<i>PA</i>	<i>Fund</i>	<i>Source</i>	<i>Federal Funds</i>	<i>State Funding</i>	<i>Prog. Income</i>	<i>Local Match</i>	<i>Project Total</i>
2012-SHSU-G-1YG-0051	Sam Houston State University		AL	410	K8	\$549,356.04	\$0.00	\$3,375.00	\$546,098.25	<b>\$1,098,829.29</b>
2012-TTI-G-1YG-0074	Texas Transportation Institute		AL	410	K8	\$203,195.94	\$0.00	\$0.00	\$67,768.37	<b>\$270,964.31</b>
2012-TTI-G-1YG-0081	Texas Transportation Institute		OP	402	OP	\$60,352.60	\$0.00	\$0.00	\$6,723.66	<b>\$67,076.26</b>
2012-TTI-G-MYG-Yr3-0044	Texas Transportation Institute		AL	410	K8	\$106,692.00	\$0.00	\$0.00	\$11,918.93	<b>\$118,610.93</b>
2012-TTI-G-MYG-Yr3-0049	Texas Transportation Institute		OP	402	OP	\$324,817.27	\$0.00	\$0.00	\$36,460.32	<b>\$361,277.59</b>
TRF-TS CIOT Evaluation	Texas Department of Transportation		OP	405	K2	\$60,000.00	\$0.00	\$0.00	\$0.00	<b>\$60,000.00</b>
TRF-TS -TR Program Assessment	Texas Department of Transportation		TR	402	TR	\$35,000.00	\$0.00	\$0.00	\$0.00	<b>\$35,000.00</b>

<b>Evaluation Task Summary</b>	<i># Projects:</i>	<i>Federal Funds</i>	<i>State Funding</i>	<i>Prog. Income</i>	<i>Local Match</i>	<i>Project Total</i>
	7	\$1,339,413.85	\$0.00	\$3,375.00	\$668,969.53	<b>\$2,011,758.38</b>



**Highway Safety Plan - Project Cross Reference****Program Management Projects**

Project #	Organization	#	PA	Fund	Source	Federal Funds	State Funding	Prog. Income	Local Match	Project Total
2012-TDCAA-G-1YG-0034	Texas District and County Attorneys Association	AL	410	K8FR	\$540,579.69		\$0.00	\$0.00	\$565,906.15	\$1,106,485.84
2012-TDSHS-IS-G-MYG-Yr3-0082	Texas Department of State Health Services - ISG	TR	408	K9	\$1,284,309.74		\$0.00	\$0.00	\$1,364,297.26	\$2,648,607.00
2012-TMPA-G-1YG-0002	Texas Municipal Police Association	AL	410	K8	\$549,735.50		\$0.00	\$0.00	\$566,270.72	\$1,116,006.22
2012-TTI-G-1YG-0020	Texas Transportation Institute	PA	402	PA	\$64,532.03		\$0.00	\$0.00	\$34,814.26	\$99,346.29
2012-TTI-G-1YG-0021	Texas Transportation Institute	PA	402	PA	\$59,268.41		\$0.00	\$0.00	\$6,659.76	\$65,928.17
2012-TTI-G-1YG-0069	Texas Transportation Institute	SA	402	SA	\$111,883.63		\$0.00	\$0.00	\$12,505.31	\$124,388.94
2012-TTI-G-MYG-Yr3-0186	Texas Transportation Institute	AL	410	K8	\$46,388.43		\$0.00	\$0.00	\$5,185.20	\$51,573.63
CRIS CRASH Help Desk	Affiliated Computer Services, Inc. (ACS)	TR	402	TR	\$692,700.00		\$0.00	\$0.00	\$0.00	\$692,700.00
TRF-NF Consulting	Texas Department of Transportation	TR	402	TR	\$302,000.00		\$0.00	\$0.00	\$0.00	\$302,000.00
TRF-TS CRASH Agency Support	Texas Department of Transportation	TR	408	K9	\$287,700.00		\$0.00	\$0.00	\$0.00	\$287,700.00
TRF-TS Crash Records/Data Analysis Operations and CRIS	Texas Department of Transportation	TR	402	TR	\$0.00	\$3,224,564.00		\$0.00	\$0.00	\$3,224,564.00
TRF-TS eGrants Business Analysis	Texas Department of Transportation	PA	402	PA	\$247,520.00		\$0.00	\$0.00	\$0.00	\$247,520.00
TRF-TS eGrants Development	Agate Software, Inc.	PA	402	PA	\$75,000.00	\$50,000.00		\$0.00	\$0.00	\$125,000.00
TRF-TS Staff Development	Texas Department of Transportation	PA	402	PA	\$47,000.00		\$0.00	\$0.00	\$0.00	\$47,000.00
TRF-TS Traffic Safety Program	Texas Department of Transportation	PA	402	PA	\$0.00	\$1,919,154.00		\$0.00	\$0.00	\$1,919,154.00

**Program Management Task Summary**

# Projects: 17

<i>Federal Funds</i>	<i>State Funding</i>	<i>Prog. Income</i>	<i>Local Match</i>	<i>Project Total</i>
\$4,308,617.43	\$5,193,718.00	\$0.00	\$2,555,638.66	<b>\$12,057,974.09</b>

**Highway Safety Plan - Project Cross Reference****PI&E Projects**

<i>Project #</i>	<i>Organization</i>	<i>#</i>	<i>PA</i>	<i>Fund</i>	<i>Source</i>	<i>Federal Funds</i>	<i>State Funding</i>	<i>Prog. Income</i>	<i>Local Match</i>	<i>Project Total</i>
2011-ScottWhi-G-3YG-0038	Scott and White Memorial Hospital		OP	2011	K3	\$227,984.96	\$0.00	\$0.00	\$66,286.32	<b>\$294,271.28</b>
2011-SMAM-G-3YG-0025	Sherry Matthews Advocacy Marketing	AL	402	AL	K8PM	\$585,491.00	\$0.00	\$0.00	\$745,170.00	<b>\$1,330,661.00</b>
2011-SMAM-G-3YG-0029	Sherry Matthews Advocacy Marketing	AL	410	K8PM		\$818,000.00	\$0.00	\$0.00	\$1,520,209.00	<b>\$2,338,209.00</b>
2011-SMAM-G-3YG-0030	Sherry Matthews Advocacy Marketing	AL	410	K8PM		\$570,964.00	\$0.00	\$0.00	\$321,167.00	<b>\$892,131.00</b>
2011-ThinkSt-G-3YG-0031	ThinkStreet	OP	405	K2PM		\$600,000.00	\$0.00	\$0.00	\$1,800,000.00	<b>\$2,400,000.00</b>
2011-TMPA-G-3YG-0003	Texas Municipal Police Association	PT	402	PT		\$899,658.68	\$0.00	\$0.00	\$102,625.30	<b>\$1,002,283.98</b>
2012-AustinPW-G-1YG-0057	City of Austin - Public Works	PS	402	PS		\$10,200.00	\$0.00	\$0.00	\$3,336.00	<b>\$13,536.00</b>
2012-EIPasSC-G-1YG-0012	City of El Paso Police Department (Safe Communities)	SA	402	SA		\$84,835.00	\$0.00	\$0.00	\$133,268.14	<b>\$218,103.14</b>
2012-HHS-G-1YG-0023	Hillcrest Baptist Medical Center-HHS	OP	2011	K3		\$192,315.00	\$0.00	\$0.00	\$207,949.82	<b>\$400,264.82</b>
2012-Hillcres-G-1YG-0111	Hillcrest Baptist Medical Center-Hillcrest	DE	402	DE		\$91,605.00	\$0.00	\$0.00	\$46,249.32	<b>\$137,854.32</b>
2012-Hillcres-G-1YG-0112	Hillcrest Baptist Medical Center-Hillcrest	AL	410	K8		\$180,432.50	\$0.00	\$0.00	\$82,954.25	<b>\$263,386.75</b>
2012-Hillcres-G-1YG-0138	Hillcrest Baptist Medical Center-Hillcrest	AL	402	AL		\$188,490.00	\$0.00	\$0.00	\$204,821.21	<b>\$393,311.21</b>
2012-IPCOGD-G-1YG-0094	Injury Prevention Center of Greater Dallas	OP	2011	K3		\$91,330.94	\$0.00	\$0.00	\$17,778.44	<b>\$109,109.38</b>
2012-LubbockP-G-1YG-0013	City of Lubbock Parks & Recreation	PS	402	PS		\$32,041.00	\$0.00	\$0.00	\$25,246.00	<b>\$57,287.00</b>
2012-MADD-G-1YG-0038	Mothers Against Drunk Driving	AL	410	K8FR		\$263,006.27	\$0.00	\$0.00	\$272,307.00	<b>\$535,313.27</b>
2012-MADD-G-1YG-0046	Mothers Against Drunk Driving	AL	410	K8FR		\$800,394.50	\$0.00	\$0.00	\$276,700.00	<b>\$1,077,094.50</b>
2012-MADD-G-1YG-0047	Mothers Against Drunk Driving	AL	410	K8FR		\$148,539.75	\$0.00	\$0.00	\$50,006.85	<b>\$198,546.60</b>
2012-MADD-G-1YG-0048	Mothers Against Drunk Driving	AL	410	K8FR		\$118,583.90	\$0.00	\$0.00	\$41,115.09	<b>\$159,698.99</b>
2012-MADD-G-1YG-0049	Mothers Against Drunk Driving	AL	410	K8FR		\$150,000.00	\$0.00	\$0.00	\$50,015.48	<b>\$200,015.48</b>
2012-MADD-G-1YG-0050	Mothers Against Drunk Driving	AL	410	K8FR		\$145,292.25	\$0.00	\$0.00	\$50,012.10	<b>\$195,304.35</b>
2012-NSC-G-1YG-0130	National Safety Council	DE	402	DE		\$192,753.78	\$0.00	\$0.00	\$192,748.91	<b>\$385,502.69</b>
2012-SafetyCi-G-1YG-0010	Safety City Abilene	PS	402	PS		\$15,174.00	\$0.00	\$0.00	\$1,714.00	<b>\$16,888.00</b>
2012-SMAM-G-1YG-0122	Sherry Matthews Advocacy Marketing	AL	410	K8PM		\$300,878.00	\$0.00	\$0.00	\$169,244.00	<b>\$470,122.00</b>
2012-SMAM-G-1YG-0127	Sherry Matthews Advocacy Marketing	MC	2010	K6		\$499,948.00	\$0.00	\$0.00	\$347,422.00	<b>\$847,370.00</b>
2012-TABC-G-1YG-0107	Texas Alcoholic Beverage Commission	AL	410	K8		\$250,000.14	\$0.00	\$0.00	\$138,525.61	<b>\$388,525.75</b>
2012-TAMUCC-G-1YG-0095	Texas A&M University-Corpus Christi	SA	402	SA		\$50,795.91	\$0.00	\$0.00	\$55,535.52	<b>\$106,331.43</b>
2012-TCH-G-1YG-0139	Texas Children's Hospital	OP	2011	K3		\$148,062.03	\$0.00	\$10,000.00	\$216,165.00	<b>\$374,227.03</b>
2012-TDSHS-G-MYG-Yr3-0244	Texas Department of State Health Services	OP	402	OP		\$900,000.00	\$0.00	\$0.00	\$1,100,698.00	<b>\$2,000,698.00</b>
2012-TEEXESTI-G-1YG-0033	Texas Engineering Extension Service - ESTI	EM	402	EM		\$536,224.85	\$0.00	\$0.00	\$795,412.80	<b>\$1,331,637.65</b>

**Highway Safety Plan - Project Cross Reference****PI&E Projects**

<i>Project #</i>	<i>Organization</i>	<i>#</i>	<i>PA</i>	<i>Fund</i>	<i>Source</i>	<i>Federal Funds</i>	<i>State Funding</i>	<i>Prog. Income</i>	<i>Local Match</i>	<i>Project Total</i>
2012-Texas Ag-G-1YG-0004	Texas AgriLife Extension Service		OP	402	OP	\$260,575.03	\$0.00	\$0.00	\$262,181.00	<b>\$522,756.03</b>
2012-Texas Ag-G-1YG-0096	Texas AgriLife Extension Service	AL		410	K8	\$272,201.03	\$0.00	\$0.00	\$117,198.00	<b>\$389,399.03</b>
2012-Texas Ag-G-1YG-0097	Texas AgriLife Extension Service	SA		402	SA	\$40,469.99	\$0.00	\$0.00	\$33,875.00	<b>\$74,344.99</b>
2012-Texas Ag-G-1YG-0098	Texas AgriLife Extension Service	AL		410	K8	\$38,266.01	\$0.00	\$0.00	\$14,368.00	<b>\$52,634.01</b>
2012-ThinkSt-G-1YG-0032	ThinkStreet	DE		402	DE	\$450,000.00	\$0.00	\$0.00	\$1,083,125.00	<b>\$1,533,125.00</b>
2012-ThinkSt-G-1YG-0040	ThinkStreet	AL		410	K8FR	\$671,089.35	\$0.00	\$0.00	\$971,600.00	<b>\$1,642,689.35</b>
2012-ThinkSt-G-1YG-0041	ThinkStreet	AL		410	K8PM	\$909,501.35	\$0.00	\$0.00	\$1,357,700.00	<b>\$2,267,201.35</b>
2012-ThinkSt-G-1YG-0042	ThinkStreet	DE		402	DE	\$600,000.00	\$0.00	\$0.00	\$1,233,750.00	<b>\$1,833,750.00</b>
2012-ThinkSt-G-1YG-0131	ThinkStreet	AL		410	K8PM	\$300,000.00	\$0.00	\$0.00	\$600,000.00	<b>\$900,000.00</b>
2012-ThinkSt-G-MYG-Yr3-0209	ThinkStreet	AL		410	K8PM	\$1,130,000.00	\$0.00	\$0.00	\$933,000.00	<b>\$2,063,000.00</b>
2012-TMCEC-G-1YG-0090	Texas Municipal Courts Education Center	DE		402	DE	\$184,870.80	\$0.00	\$0.00	\$185,840.52	<b>\$370,711.32</b>
2012-Travis C-G-1YG-0003	Travis County Attorney's UDPP	AL		410	K8	\$196,441.42	\$0.00	\$0.00	\$321,440.00	<b>\$517,881.42</b>
2012-TST-G-1YG-0026	Greenlights for NonProfit Success/Texans Standing Tall	AL		410	K8	\$234,486.58	\$0.00	\$0.00	\$99,687.00	<b>\$334,173.58</b>
2012-TTI-G-1YG-0067	Texas Transportation Institute	RH		402	RH	\$58,872.38	\$0.00	\$0.00	\$6,578.80	<b>\$65,451.18</b>
2012-TTI-G-1YG-0071	Texas Transportation Institute	MC		402	MC	\$283,174.97	\$0.00	\$0.00	\$42,841.43	<b>\$326,016.40</b>
2012-TTI-G-1YG-0073	Texas Transportation Institute	AL		410	K8FR	\$66,665.81	\$0.00	\$0.00	\$22,250.37	<b>\$88,916.18</b>
2012-TTI-G-1YG-0079	Texas Transportation Institute	DE		402	DE	\$48,665.20	\$0.00	\$0.00	\$5,446.60	<b>\$54,111.80</b>
2012-TTI-G-1YG-0099	Texas Transportation Institute	DE		402	DE	\$408,754.76	\$0.00	\$0.00	\$342,013.85	<b>\$750,768.61</b>
2012-TTI-G-1YG-0100	Texas Transportation Institute	AL		410	K8	\$162,188.07	\$0.00	\$0.00	\$63,610.17	<b>\$225,798.24</b>
2012-TTI-G-MYG-Yr3-0047	Texas Transportation Institute	AL		410	K8	\$54,389.98	\$0.00	\$0.00	\$6,070.72	<b>\$60,460.70</b>
Project Celebration	Texas Department of Transportation	AL		410	K8	\$0.00	\$200,000.00	\$0.00	\$0.00	<b>\$200,000.00</b>
TRF-TS Child Passenger Safety Media (405)	Texas Department of Transportation	OP		2011	K3	\$500,000.00	\$0.00	\$0.00	\$1,500,000.00	<b>\$2,000,000.00</b>
TRF-TS CIOT Media (405)	Texas Department of Transportation	OP		405	K2PM	\$2,000,000.00	\$0.00	\$0.00	\$6,000,000.00	<b>\$8,000,000.00</b>
TRF-TS Driver Education & Behavior - Statewide Media	Texas Department of Transportation	DE		402	DE	\$0.00	\$2,470,000.00	\$0.00	\$0.00	<b>\$2,470,000.00</b>
TRF-TS Driver Education and Behavior - Local Events	Texas Department of Transportation	DE		402	DE	\$0.00	\$45,000.00	\$0.00	\$0.00	<b>\$45,000.00</b>
TRF-TS IDM Media - HVE	Texas Department of Transportation	AL		410	K8HV	\$2,000,000.00	\$0.00	\$0.00	\$6,000,000.00	<b>\$8,000,000.00</b>

*Federal Funds   State Funding   Prog. Income   Local Match   Project Total*

**Highway Safety Plan - Project Cross Reference****PI&E Projects**

<i>Project #</i>	<i>Organization</i>	<i>#</i>	<i>PA</i>	<i>Fund</i>	<i>Source</i>	<i>Federal Funds</i>	<i>State Funding</i>	<i>Prog. Income</i>	<i>Local Match</i>	<i>Project Total</i>
<b>PI&amp;E Task Summary</b>		# Projects:	58			\$19,963,614.19	\$2,715,000.00	\$10,000.00	\$30,237,259.62	<b>\$52,925,873.81</b>

**Highway Safety Plan - Project Cross Reference****Training Projects**

<i>Project #</i>	<i>Organization</i>	<i>#</i>	<i>PA</i>	<i>Fund</i>	<i>Source</i>	<i>Federal Funds</i>	<i>State Funding</i>	<i>Prog. Income</i>	<i>Local Match</i>	<i>Project Total</i>
2011-SHSU-G-3YG-0037	Sam Houston State University		AL	410	K8FR	\$195,136.78	\$0.00	\$0.00	\$63,066.02	<b>\$258,202.80</b>
2011-TMPA-G-3YG-0004	Texas Municipal Police Association		AL	410	K8	\$466,749.22	\$0.00	\$0.00	\$255,620.00	<b>\$722,369.22</b>
2011-TTI-G-3YG-0010	Texas Transportation Institute		PT	402	PT	\$85,893.71	\$0.00	\$0.00	\$9,612.97	<b>\$95,506.68</b>
2011-UTatArl-G-3YG-0032	The University of Texas at Arlington		RS	402	RS	\$533,683.38	\$0.00	\$0.00	\$648,027.63	<b>\$1,181,711.01</b>
2012-AISD-G-1YG-0091	Austin Independent School District		DE	402	DE	\$23,826.73	\$0.00	\$0.00	\$25,455.38	<b>\$49,282.11</b>
2012-ESCVI-G-1YG-0036	Education Service Center, Region VI		SB	402	SB	\$91,999.55	\$0.00	\$0.00	\$57,713.00	<b>\$149,712.55</b>
2012-ESCVI-G-MYG-Yr3-0080	Education Service Center, Region VI		DE	402	DE	\$87,226.42	\$0.00	\$0.00	\$52,557.26	<b>\$139,783.68</b>
2012-TAC-G-1YG-0106	Texas Association of Counties		AL	410	K8	\$256,832.52	\$0.00	\$0.00	\$98,652.00	<b>\$355,484.52</b>
2012-TBC-G-1YG-0132	Texas Bicycle Coalition Education Fund		PS	402	PS	\$85,134.80	\$0.00	\$0.00	\$10,034.50	<b>\$95,169.30</b>
2012-TCJ-G-1YG-0056	Texas Center for the Judiciary		AL	410	K8	\$779,254.56	\$0.00	\$0.00	\$843,804.00	<b>\$1,623,058.56</b>
2012-TEEXITSI-G-1YG-0110	Texas Engineering Extension Service - ITSI		RS	402	RS	\$78,571.04	\$0.00	\$0.00	\$93,912.00	<b>\$172,483.04</b>
2012-TEEXITSI-G-1YG-0128	Texas Engineering Extension Service - ITSI		SB	402	SB	\$48,265.66	\$0.00	\$0.00	\$5,467.50	<b>\$53,733.16</b>
2012-TJCTC-G-MYG-Yr3-0093	Texas Justice Court Training Center		AL	410	K8	\$173,411.17	\$0.00	\$0.00	\$177,419.20	<b>\$350,830.37</b>
2012-TMCEC-G-1YG-0089	Texas Municipal Courts Education Center		AL	402	AL	\$282,411.80	\$0.00	\$6,550.00	\$289,360.30	<b>\$578,322.10</b>
2012-TMPA-G-1YG-0053	Texas Municipal Police Association		AL	410	K8	\$511,697.79	\$0.00	\$0.00	\$511,625.70	<b>\$1,023,323.49</b>
2012-TTI-G-1YG-0008	Texas Transportation Institute		AL	410	K8	\$160,432.97	\$0.00	\$0.00	\$53,535.36	<b>\$213,968.33</b>
2012-TTI-G-1YG-0070	Texas Transportation Institute		MC	402	MC	\$174,773.55	\$0.00	\$0.00	\$20,259.79	<b>\$195,033.34</b>
2012-TTI-G-1YG-0072	Texas Transportation Institute		MC	402	MC	\$52,077.35	\$0.00	\$0.00	\$5,807.43	<b>\$57,884.78</b>
2012-TTI-G-MYG-Yr3-0117	Texas Transportation Institute		AL	410	K8	\$88,269.85	\$0.00	\$0.00	\$9,868.61	<b>\$98,138.46</b>
2012-TxOpLife-G-1YG-0105	Texas Operation Lifesaver		RH	402	RH	\$29,948.00	\$0.00	\$0.00	\$35,702.00	<b>\$65,650.00</b>
2012-UHD-G-1YG-0092	University of Houston/Downtown		AL	410	K8	\$167,355.00	\$0.00	\$0.00	\$233,248.05	<b>\$400,603.05</b>
2012-UMCEP-G-1YG-0087	University Medical Center of El Paso		OP	2011	K3	\$82,741.12	\$0.00	\$0.00	\$71,920.18	<b>\$154,661.30</b>
2012-UTatArl-G-1YG-0113	The University of Texas at Arlington		PS	402	PS	\$246,612.04	\$0.00	\$0.00	\$80,338.46	<b>\$326,950.50</b>

**Training Task Summary**

# Projects: 23

<i>Federal Funds</i>	<i>State Funding</i>	<i>Prog. Income</i>	<i>Local Match</i>	<i>Project Total</i>
\$4,702,305.01	\$0.00	\$6,550.00	\$3,653,007.34	<b>\$8,361,862.35</b>

## ***Section Four***

# CERTIFICATIONS AND ASSURANCES

*Note: This form is based on NHTSA Form (revised 8/19/10)*

<http://www.nhtsa.gov/nhtsa/whatsup/TEA21/GrantMan/HTML/StateCertifications081910.pdf>

## **STATE CERTIFICATIONS AND ASSURANCES**

Failure to comply with applicable Federal statutes, regulations and directives may subject State officials to civil or criminal penalties and/or place the State in a high risk grantee status in accordance with 49 CFR 18.12.

Each fiscal year the State will sign these Certifications and Assurances that the State complies with all applicable Federal statutes, regulations, and directives in effect with respect to the periods for which it receives grant funding. Applicable provisions include, but not limited to, the following:

- 23 U.S.C. Chapter 4 - Highway Safety Act of 1966, as amended
- 49 CFR Part 18 - Uniform Administrative Requirements for Grants and Cooperative Agreements to State and Local Governments
- 23 CFR Chapter II - (§§1200, 1205, 1206, 1250, 1251, & 1252) Regulations governing highway safety programs
- NHTSA Order 462-6C - Matching Rates for State and Community Highway Safety Programs
- Highway Safety Grant Funding Policy for Field-Administered Grants

### **Certifications and Assurances**

#### **Section 402 Requirements**

The Governor is responsible for the administration of the State highway safety program through a State highway safety agency which has adequate powers and is suitably equipped and organized (as evidenced by appropriate oversight procedures governing such areas as procurement, financial administration, and the use, management, and disposition of equipment) to carry out the program (23 USC 402(b) (1) (A));

The political subdivisions of this State are authorized, as part of the State highway safety program, to carry out within their jurisdictions local highway safety programs which have been approved by the Governor and are in accordance with the uniform guidelines promulgated by the Secretary of Transportation (23 USC 402(b) (1) (B));

At least 40 per cent of all Federal funds apportioned to this State under 23 USC 402 for this fiscal year will be expended by or for the benefit of the political subdivision of the State in carrying out local highway safety programs (23 USC 402(b) (1) (C)), unless this requirement is waived in writing;

This State's highway safety program provides adequate and reasonable access for the safe and convenient movement of physically handicapped persons, including those in wheelchairs, across curbs constructed or replaced on or after July 1, 1976, at all pedestrian crosswalks (23 USC 402(b) (1) (D));

The State will implement activities in support of national highway safety goals to reduce motor vehicle related fatalities that also reflect the primary data-related crash factors within the State as identified by the State highway safety planning process, including:

- National law enforcement mobilizations,
- Sustained enforcement of statutes addressing impaired driving, occupant protection, and driving in excess of posted speed limits,
- An annual statewide safety belt use survey in accordance with criteria established by the Secretary for the measurement of State safety belt use rates to ensure that the measurements are accurate and representative,
- Development of statewide data systems to provide timely and effective data analysis to support allocation of highway safety resources.

The State shall actively encourage all relevant law enforcement agencies in the State to follow the guidelines established for vehicular pursuits issued by the International Association of Chiefs of Police that are currently in effect. (23 USC 402 (b) (1) (E)).

#### **Other Federal Requirements**

Cash drawdowns will be initiated only when actually needed for disbursement. 49 CFR 18.20

Cash disbursements and balances will be reported in a timely manner as required by NHTSA. 49 CFR 18.21.

The same standards of timing and amount, including the reporting of cash disbursement and balances, will be imposed upon any secondary recipient organizations. 49 CFR 18.41.

Failure to adhere to these provisions may result in the termination of drawdown privileges.

The State has submitted appropriate documentation for review to the single point of contact designated by the Governor to review Federal programs, as required by Executive Order 12372 (Intergovernmental Review of Federal Programs);

Equipment acquired under this agreement for use in highway safety program areas shall be used and kept in operation for highway safety purposes by the State; or the State, by formal agreement with appropriate officials of a political subdivision or State agency, shall cause such equipment to be used and kept in operation for highway safety purposes 23 CFR 1200.21

The State will comply with all applicable State procurement procedures and will maintain a financial management system that complies with the minimum requirements of 49 CFR 18.20;

#### **Federal Funding Accountability and Transparency Act**

The State will report for each **sub-grant** awarded:

- Name of the entity receiving the award;
- Amount of the award;



- Information on the award including transaction type, funding agency, the North American Industry Classification System code or Catalog of Federal Domestic Assistance number (where applicable), program source;
- Location of the entity receiving the award and the primary location of performance under the award, including the city, State, congressional district, and country; , and an award title descriptive of the purpose of each funding action;
- A unique identifier (DUNS);
- The names and total compensation of the five most highly compensated officers of the entity if-- of the entity receiving the award and of the parent entity of the recipient, should the entity be owned by another entity;

(i) the entity in the preceding fiscal year received—

(I) 80 percent or more of its annual gross revenues in Federal awards; and(II) \$25,000,000 or more in annual gross revenues from Federal awards; and(ii) the public does not have access to information about the compensation of the senior executives of the entity through periodic reports filed under section 13(a) or 15(d) of the Securities Exchange Act of 1934 (15 U.S.C. 78m(a), 78o(d)) or section 6104 of the Internal Revenue Code of 1986;

- Other relevant information specified by the Office of Management and Budget in subsequent guidance or regulation.

The State highway safety agency will comply with all Federal statutes and implementing regulations relating to nondiscrimination. These include but are not limited to: (a) Title VI of the Civil Rights Act of 1964 (P.L. 88-352) which prohibits discrimination on the basis of race, color or national origin (and 49 CFR Part 21); (b) Title IX of the Education Amendments of 1972, as amended (20 U.S.C. §§ 1681-1683, and 1685-1686), which prohibits discrimination on the basis of sex; (c) Section 504 of the Rehabilitation Act of 1973, as amended (29 U.S.C. §794) and the Americans with Disabilities Act of 1990 (42 USC § 12101, *et seq.*; PL 101-336), which prohibits discrimination on the basis of disabilities (and 49 CFR Part 27); (d) the Age Discrimination Act of 1975, as amended (42U.S.C. §§ 6101-6107), which prohibits discrimination on the basis of age; (e) the Drug Abuse Office and Treatment Act of 1972 (P.L. 92-255), as amended, relating to nondiscrimination on the basis of drug abuse; (f) the comprehensive Alcohol Abuse and Alcoholism Prevention, Treatment and Rehabilitation Act of 1970(P.L. 91-616), as amended, relating to nondiscrimination on the basis of alcohol abuse of alcoholism; (g) §§ 523 and 527 of the Public Health Service Act of 1912 (42 U.S.C. §§ 290 dd-3 and 290 ee-3), as amended, relating to confidentiality of alcohol and drug abuse patient records; (h) Title VIII of the Civil Rights Act of 1968 (42 U.S.C. §§ 3601 *et seq.*), as amended, relating to nondiscrimination in the sale, rental or financing of housing; (i) any other nondiscrimination provisions in the specific statute(s) under which application for Federal assistance is being made; The Civil Rights Restoration Act of 1987, which provides that any portion of a state or local entity receiving federal funds will obligate all programs or activities of that entity to comply with these civil rights laws; and, (k) the requirements of any other nondiscrimination statute(s) which may apply to the application.

#### **The Drug-free Workplace Act of 1988(41 U.S.C. 702):**

The State will provide a drug-free workplace by:

- a. Publishing a statement notifying employees that the unlawful manufacture,

distribution, dispensing, possession or use of a controlled substance is prohibited in the grantee's workplace and specifying the actions that will be taken against employees for violation of such prohibition;

- b. Establishing a drug-free awareness program to inform employees about:
  - 1. The dangers of drug abuse in the workplace.
  - 2. The grantee's policy of maintaining a drug-free workplace.
  - 3. Any available drug counseling, rehabilitation, and employee assistance programs.
  - 4. The penalties that may be imposed upon employees for drug violations occurring in the workplace.
- c. Making it a requirement that each employee engaged in the performance of the grant be given a copy of the statement required by paragraph (a).
- d. Notifying the employee in the statement required by paragraph (a) that, as a condition of employment under the grant, the employee will --
  - 1. Abide by the terms of the statement.
  - 2. Notify the employer of any criminal drug statute conviction for a violation occurring in the workplace no later than five days after such conviction.
- e. Notifying the agency within ten days after receiving notice under subparagraph (d) (2) from an employee or otherwise receiving actual notice of such conviction.
- f. Taking one of the following actions, within 30 days of receiving notice under subparagraph (d) (2), with respect to any employee who is so convicted -

1. Taking appropriate personnel action against such an employee, up to and including termination.
  2. Requiring such employee to participate satisfactorily in a drug abuse assistance or rehabilitation program approved for such purposes by a Federal, State, or local health, law enforcement, or other appropriate agency.
- g. Making a good faith effort to continue to maintain a drug-free workplace through implementation of paragraphs (a), (b), (c), (d), (e), and (f) above.

### **BUY AMERICA ACT**

The State will comply with the provisions of the Buy America Act (49 U.S.C. 5323(j)) which contains the following requirements:

Only steel, iron and manufactured products produced in the United States may be purchased with Federal funds unless the Secretary of Transportation determines that such domestic purchases would be inconsistent with the public interest; that such materials are not reasonably available and of a satisfactory quality; or that inclusion of domestic materials will increase the cost of the overall project contract by more than 25 percent. Clear justification for the purchase of non-domestic items must be in the form of a waiver request submitted to and approved by the Secretary of Transportation.

### **POLITICAL ACTIVITY (HATCH ACT).**

The State will comply, as applicable, with provisions of the Hatch Act (5 U.S.C. §§1501-1508 and 7324-7328) which limit the political activities of employees whose principal employment activities are funded in whole or in part with Federal funds.

### **CERTIFICATION REGARDING FEDERAL LOBBYING**

Certification for Contracts, Grants, Loans, and Cooperative Agreements

The undersigned certifies, to the best of his or her knowledge and belief, that:

1. No Federal appropriated funds have been paid or will be paid, by or on behalf of the undersigned, to any person for influencing or attempting to influence an officer or employee of any agency, a Member of Congress, an officer or employee of Congress, or an employee of a Member of Congress in connection with the awarding of any Federal contract, the making of any Federal grant, the making of any Federal loan, the entering into of any cooperative agreement, and the extension, continuation, renewal, amendment, or modification of any Federal contract, grant, loan, or cooperative agreement.
2. If any funds other than Federal appropriated funds have been paid or will be paid to any person for influencing or attempting to influence an officer or employee of any agency, a Member of Congress, an officer or employee of Congress, or an employee of a Member of Congress in connection with this Federal contract, grant, loan, or cooperative agreement, the undersigned shall complete and submit Standard Form-LLL, "Disclosure Form to Report Lobbying," in accordance with its instructions.

3. The undersigned shall require that the language of this certification be included in the award documents for all sub-award at all tiers (including subcontracts, subgrants, and contracts under grant, loans, and cooperative agreements) and that all subrecipients shall certify and disclose accordingly.

This certification is a material representation of fact upon which reliance was placed when this transaction was made or entered into. Submission of this certification is a prerequisite for making or entering into this transaction imposed by section 1352, title 31, U.S. Code. Any person who fails to file the required certification shall be subject to a civil penalty of not less than \$10,000 and not more than \$100,000 for each such failure.

## **RESTRICTION ON STATE LOBBYING**

None of the funds under this program will be used for any activity specifically designed to urge or influence a State or local legislator to favor or oppose the adoption of any specific legislative proposal pending before any State or local legislative body. Such activities include both direct and indirect (e.g., "grassroots") lobbying activities, with one exception. This does not preclude a State official whose salary is supported with NHTSA funds from engaging in direct communications with State or local legislative officials, in accordance with customary State practice, even if such communications urge legislative officials to favor or oppose the adoption of a specific pending legislative proposal.

## **CERTIFICATION REGARDING DEBARMENT AND SUSPENSION**

### **Instructions for Primary Certification**

1. By signing and submitting this proposal, the prospective primary participant is providing the certification set out below.
2. The inability of a person to provide the certification required below will not necessarily result in denial of participation in this covered transaction. The prospective participant shall submit an explanation of why it cannot provide the certification set out below. The certification or explanation will be considered in connection with the department or agency's determination whether to enter into this transaction. However, failure of the prospective primary participant to furnish a certification or an explanation shall disqualify such person from participation in this transaction.
3. The certification in this clause is a material representation of fact upon which reliance was placed when the department or agency determined to enter into this transaction. If it is later determined that the prospective primary participant knowingly rendered an erroneous certification, in addition to other remedies available to the Federal Government, the department or agency may terminate this transaction for cause or default.
4. The prospective primary participant shall provide immediate written notice to the department or agency to which this proposal is submitted if at any time the prospective primary participant learns its certification was erroneous when submitted or has become erroneous by reason of changed circumstances.
5. The terms covered transaction, debarred, suspended, ineligible, lower tier covered transaction, participant, person, primary covered transaction, principal, proposal, and voluntarily excluded, as used in this clause, have the meaning set out in the Definitions and coverage

sections of 49 CFR Part 29. You may contact the department or agency to which this proposal is being submitted for assistance in obtaining a copy of those regulations.

6. The prospective primary participant agrees by submitting this proposal that, should the proposed covered transaction be entered into, it shall not knowingly enter into any lower tier covered transaction with a person who is proposed for debarment under 48 CFR Part 9, subpart 9.4, debarred, suspended, declared ineligible, or voluntarily excluded from participation in this covered transaction, unless authorized by the department or agency entering into this transaction.

7. The prospective primary participant further agrees by submitting this proposal that it will include the clause titled "Certification Regarding Debarment, Suspension, Ineligibility and Voluntary Exclusion-Lower Tier Covered Transaction," provided by the department or agency entering into this covered transaction, without modification, in all lower tier covered transactions and in all solicitations for lower tier covered transactions.

8. A participant in a covered transaction may rely upon a certification of a prospective participant in a lower tier covered transaction that it is not proposed for debarment under 48 CFR Part 9, subpart 9.4, debarred, suspended, ineligible, or voluntarily excluded from the covered transaction, unless it knows that the certification is erroneous. A participant may decide the method and frequency by which it determines the eligibility of its principals. Each participant may, but is not required to, check the list of Parties Excluded from Federal Procurement and Non-procurement Programs.

9. Nothing contained in the foregoing shall be construed to require establishment of a system of records in order to render in good faith the certification required by this clause. The knowledge and information of a participant is not required to exceed that which is normally possessed by a prudent person in the ordinary course of business dealings.

10. Except for transactions authorized under paragraph 6 of these instructions, if a participant in a covered transaction knowingly enters into a lower tier covered transaction with a person who is proposed for debarment under 48 CFR Part 9, subpart 9.4, suspended, debarred, ineligible, or voluntarily excluded from participation in this transaction, in addition to other remedies available to the Federal Government, the department or agency may terminate this transaction for cause or default.

Certification Regarding Debarment, Suspension, and Other Responsibility Matters-Primary Covered Transactions

(1) The prospective primary participant certifies to the best of its knowledge and belief, that its principals:

(a) Are not presently debarred, suspended, proposed for debarment, declared ineligible, or voluntarily excluded by any Federal department or agency;

(b) Have not within a three-year period preceding this proposal been convicted of or had a civil judgment rendered against them for commission of fraud or a criminal offense in connection with obtaining, attempting to obtain, or performing a public (Federal, State or local) transaction or contract under a public transaction; violation of Federal or State antitrust statutes or commission of embezzlement, theft, forgery, bribery, falsification or destruction of record, making false statements, or receiving stolen property;

(c) Are not presently indicted for or otherwise criminally or civilly charged by a governmental entity (Federal, State or Local) with commission of any of the offenses enumerated in paragraph (1)(b) of this certification; and

(d) Have not within a three-year period preceding this application/proposal had one or more public transactions (Federal, State, or local) terminated for cause or default.

(2) Where the prospective primary participant is unable to certify to any of the Statements in this certification, such prospective participant shall attach an explanation to this proposal.

### Instructions for Lower Tier Certification

1. By signing and submitting this proposal, the prospective lower tier participant is providing the certification set out below.

2. The certification in this clause is a material representation of fact upon which reliance was placed when this transaction was entered into. If it is later determined that the prospective lower tier participant knowingly rendered an erroneous certification, in addition to other remedies available to the Federal government, the department or agency with which this transaction originated may pursue available remedies, including suspension and/or debarment.

3. The prospective lower tier participant shall provide immediate written notice to the person to which this proposal is submitted if at any time the prospective lower tier participant learns that its certification was erroneous when submitted or has become erroneous by reason of changed circumstances.

4. The terms covered transaction, debarred, suspended, ineligible, lower tier covered transaction, participant, person, primary covered transaction, principal, proposal, and voluntarily excluded, as used in this clause, have the meanings set out in the Definition and Coverage sections of 49 CFR Part 29. You may contact the person to whom this proposal is submitted for assistance in obtaining a copy of those regulations.

5. The prospective lower tier participant agrees by submitting this proposal that, should the proposed covered transaction be entered into, it shall not knowingly enter into any lower tier covered transaction with a person who is proposed for debarment under 48 CFR Part 9, subpart 9.4, debarred, suspended, declared ineligible, or voluntarily excluded from participation in this covered transaction, unless authorized by the department or agency with which this transaction originated.

6. The prospective lower tier participant further agrees by submitting this proposal that it will include the clause titled "Certification Regarding Debarment, Suspension, Ineligibility and Voluntary Exclusion -- Lower Tier Covered Transaction," without modification, in all lower tier covered transactions and in all solicitations for lower tier covered transactions. (See below)

7. A participant in a covered transaction may rely upon a certification of a prospective participant in a lower tier covered transaction that it is not proposed for debarment under 48 CFR Part 9, subpart 9.4, debarred, suspended, ineligible, or voluntarily excluded from the covered transaction, unless it knows that the certification is erroneous. A participant may decide the method and frequency by which it determines the eligibility of its principals. Each participant may, but is not required to, check the List of Parties Excluded from Federal Procurement and Non-procurement Programs.

8. Nothing contained in the foregoing shall be construed to require establishment of a system of records in order to render in good faith the certification required by this clause. The knowledge and information of a participant is not required to exceed that which is normally possessed by a prudent person in the ordinary course of business dealings.

9. Except for transactions authorized under paragraph 5 of these instructions, if a participant in a covered transaction knowingly enters into a lower tier covered transaction with a person who is proposed for debarment under 48 CFR Part 9, subpart 9.4, suspended, debarred, ineligible, or voluntarily excluded from participation in this transaction, in addition to other remedies available to the Federal government, the department or agency with which this transaction originated may pursue available remedies, including suspension and/or debarment.

Certification Regarding Debarment, Suspension, Ineligibility and Voluntary Exclusion -- Lower Tier Covered Transactions:

1. The prospective lower tier participant certifies, by submission of this proposal, that neither it nor its principals is presently debarred, suspended, proposed for debarment, declared ineligible, or voluntarily excluded from participation in this transaction by any Federal department or agency.
2. Where the prospective lower tier participant is unable to certify to any of the statements in this certification, such prospective participant shall attach an explanation to this proposal.

## POLICY TO BAN TEXT MESSAGING WHILE DRIVING

In accordance with Executive Order 13513, Federal Leadership On Reducing Text Messaging While Driving, and DOT Order 3902.10, Text Messaging While Driving, States are encouraged to:

- (1) Adopt and enforce workplace safety policies to decrease crashes caused by distracted driving including policies to ban text messaging while driving—
  - a. Company-owned or –rented vehicles, or Government-owned, leased or rented vehicles; or
  - b. Privately-owned when on official Government business or when performing any work on or behalf of the Government.
- (2) Conduct workplace safety initiatives in a manner commensurate with the size of the business, such as –
  - a. Establishment of new rules and programs or re-evaluation of existing programs to prohibit text messaging while driving; and
  - b. Education, awareness, and other outreach to employees about the safety risks associated with texting while driving.



**ENVIRONMENTAL IMPACT**

The Governor's Representative for Highway Safety has reviewed the State's Fiscal Year highway safety planning document and hereby declares that no significant environmental impact will result from implementing this Highway Safety Plan. If, under a future revision, this Plan will be modified in such a manner that a project would be instituted that could affect environmental quality to the extent that a review and statement would be necessary, this office is prepared to take the action necessary to comply with the National Environmental Policy Act of 1969 (42 USC 4321 et seq.) and the implementing regulations of the Council on Environmental Quality (40 CFR Parts 1500-1517).



**Amadeo Saenz, P.E., Jr., Executive Director**

Texas

**State or Commonwealth**

2012

**For Fiscal Year**

8/26/11  
**Date**



## ***Section Five***

# PROGRAM COST SUMMARY

## SUMMARY OF PLANNED FUNDING

Program Area	# Proj	Total	FEDERAL							MATCH			Fed. 402 to Local
			402	405	406	408	410	2010	2011	STATE	INCOME	LOCAL	
Planning and Administration	7	\$2,503,948.46	\$493,320.44							\$1,969,154.00	\$0.00	\$41,474.02	
Alcohol and Other Drug Counter	125	\$79,539,841.41	\$1,056,392.80				\$19,800,027.91			\$200,000.00	\$9,925.00	\$58,473,495.70	\$188,490.00
Emergency Medical Services	1	\$1,331,637.65	\$536,224.85							\$0.00	\$0.00	\$795,412.80	
Motorcycle Safety	4	\$1,426,304.52	\$510,025.87					\$499,948.00		\$0.00	\$0.00	\$416,330.65	
Occupant Protection	88	\$17,404,341.69	\$1,545,744.90	\$3,320,000.00					\$1,242,434.05	\$0.00	\$10,000.00	\$11,286,162.74	
Pedestrian and Bicyclist Safety	5	\$509,830.80	\$389,161.84							\$0.00	\$0.00	\$120,668.96	\$57,415.00
Police Traffic Services	52	\$19,620,550.00	\$10,046,203.68							\$0.00	\$0.00	\$9,574,346.32	\$8,811,291.29
Speed Control	10	\$813,789.96	\$415,671.50							\$0.00	\$0.00	\$398,118.46	\$415,671.50
Traffic Records	7	\$7,190,571.00	\$1,029,700.00			\$1,572,009.74				\$3,224,564.00	\$0.00	\$1,364,297.26	
Driver Education and Behavior	14	\$7,769,889.53	\$2,087,702.69							\$2,515,000.00	\$0.00	\$3,167,186.84	\$23,826.73
Railroad / Highway Crossing	2	\$131,101.18	\$88,820.38							\$0.00	\$0.00	\$42,280.80	
Roadway Safety	2	\$1,354,194.05	\$612,254.42							\$0.00	\$0.00	\$741,939.63	
Safe Communities	4	\$523,168.50	\$287,984.53							\$0.00	\$0.00	\$235,183.97	\$176,100.90
School Bus	2	\$203,445.71	\$140,265.21							\$0.00	\$0.00	\$63,180.50	
<b>TOTALS:</b>	<b>323</b>	<b>\$140,322,614.46</b>	<b>\$19,239,473.11</b>	<b>\$3,320,000.00</b>	<b>\$0.00</b>	<b>\$1,572,009.74</b>	<b>\$19,800,027.91</b>	<b>\$499,948.00</b>	<b>\$1,242,434.05</b>	<b>\$7,908,718.00</b>	<b>\$19,925.00</b>	<b>\$86,720,078.65</b>	<b>\$9,672,795.42</b>