



Design-Build Project

Project Scheduling

Alternative Delivery Program





Project Scheduling

This is a self-directed overview of Design-Build contracting based on Version 6.0 of the Programmatic Documents





1. Convey the purpose of the project schedule
2. Enhance understanding of the schedule submittal requirements
3. Become familiar with the Time Impact Analysis Process

Table of contents

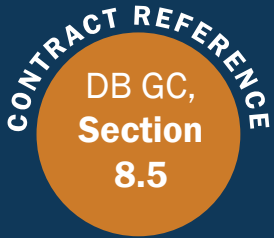


1	Purpose of the Project Schedule	5-6
2	Project Schedule Requirements	7-15
3	Schedule Submittals	16-20
4	Schedule Maintenance Payment Activity	21-22
5	Change Orders and Time Impact Analysis Process	23-26
6	Schedule Roles and Responsibilities	27-32




1. Purpose of the Project Schedule





PURPOSE OF PROJECT SCHEDULE



For the DB Contractor to have a **complete and well thought out plan** for delivering the project on time.



A tool to **manage change orders, contract time and risk** for both Parties.



2. Project Schedule Requirements



Staged Schedule Development (DBA General Conditions 8.5.3)



Proposal Schedule (PBS1)

required to be submitted
with the proposal



Design Schedule (PBS2)

required to be accepted for
NTP2 and is updated and
revised through the majority
of the design process



Construction Schedule (PBS3)

required to be submitted
when construction begins



Transition from Procurement to Implementation



Proposal Schedule (PBS1)

- Proposal DB Price Breakdown (Form P-2)
 - Pricing on the Form P-2 is incorporated into the Schedule of Values using the Work Breakdown Structure (WBS).

ITEM / LINE NO.	CATEGORY	SUB-CATEGORY	ITEM DESCRIPTION
1	Professional Services	Design and Engineering	Design and Engineering Services
2			(Other Project-Specific Design and Engineering Services Work Items)
3		Independent Quality	Professional Services
4			Construction
5		Public Involvement	Public Involvement and Community Outreach
6		Environmental	Compliance and Permitting Activities
7			(Other Project-Specific Environmental Items)
8			(Third Parties)
9	Subtotal Professional Services (Sum Lines 1 through 8)		
10	Right-of-Way (ROW) and Utilities	Professional Services	ROW Acquisition Services & ROW Survey/Mapping
11			DB Contractor-Designated ROW / Construction Easements
12			Utility Coordination / Design & ROW Survey/Mapping
13			DB Contractor-Designated ROW / Construction Easements
14		Utility Coordination / Design & Engineering Services (see Note 1)	
15		Construction	Reimbursable Utility Adjustments by DB Contractor (see Note 2)
16			Reimbursable Utility Adjustments by Utility Owner (see Note 2)
17			(Other Project-Specific ROQ and Utility Items)
18	Subtotal ROW and Utilities (Sum Lines 10 through 17)		
19	Construction	Roadway	Prep ROW
20			Removals
21			Earthwork
22			Subbase and Base Course
23			Pavement
24			Traffic Barrier, MGBF and Safety Devices
25		(Other Roadway Items)	
26		Structures	Bridge Structure Removals
27			Bridge Structures
28			Retaining Walls
29			Noise Walls
30			(Other Structures Items)

FORM P-2



Major Schedule Sections

ATTACHMENT 8-1

PROJECT BASELINE SCHEDULE – WORK BREAKDOWN STRUCTURE

The Project Baseline Schedule shall be organized consistent with the WBS shown in Table 1. Additional WBS elements and levels may be added with TxDOT's approval

The Schedule of Values shall be the rollup of all Payment Activities to the WBS Level 3, 4, or 5 as appropriate.

WBS Minimum Requirements

- 1 [Name of Project]
 - 1.1. Project Administration
 - 1.1.1. Mobilization
 - 1.1.1.1. (By DB Contractor entity)
 - 1.1.2. Administrative Submittals and Permitting
 - 1.1.2.1. (By Governmental Agency)
 - 1.1.2.1.1. (By Specific Permit/Submittal Requirement)
 - 1.2. Right of Way Acquisition
 - 1.2.1. Acquisition by TxDOT
 - 1.2.1.1. (By Parcel No.)
 - 1.2.2. Acquisition by DB Contractor
 - 1.2.2.1. (By Parcel No.)
 - 1.3. Utility Adjustments
 - 1.3.1. Utility Coordination
 - 1.3.1.1. Administration and Planning
 - 1.3.1.1.1. Site Utility Engineering
 - 1.3.1.1.2. Conceptual Design
 - 1.3.1.2. (By Owner)
 - 1.3.1.2.1. Master Agreements
 - 1.3.1.2.2. Utility Assemblies
 - 1.3.2. Utility Relocations
 - 1.3.2.1. (By Owner)
 - 1.3.2.1.1. (By Line No.)
 - 1.4. Design
 - 1.4.1. General Activities and Field Work
 - 1.4.1.1. Design Mobilization
 - 1.4.1.2. Schematics



■ Work Breakdown Structure

- Project Administration
- Design
- Right of Way
- Utilities (two parts: coordination and relocation)
- Construction

ATTACHMENT 8-1

PROJECT BASELINE SCHEDULE – WORK BREAKDOWN STRUCTURE

The Project Baseline Schedule shall be organized consistent with the WBS shown in Table 1. Additional WBS elements and levels may be added with TxDOT's approval

The Schedule of Values shall be the rollup of all Payment Activities to the WBS Level 3, 4, or 5 as appropriate.

Staged Schedule Development – PBS2 and PBS3 Schedules



**Proposal
Schedule (PBS1)**



**Design
Schedule (PBS2)**

Start of design and utility
coordination



**Construction
Schedule (PBS3)**

Start of construction and
utility relocations

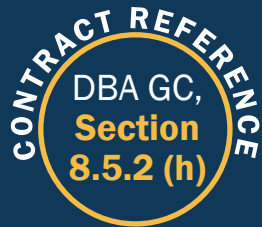



Design Schedule (PBS2)

Schedule of Values and the Cost Loading of the Schedule (PBS2)



- Schedule of Values (SOV)
 - The Price, as may be amended by Change Orders, should be capable of reporting by CSJ at least WBS Level 3.



- Cost Loading of the Schedule
 - “DB Contractor shall not change the SOV without written approval from TxDOT.”
 - Six Requirements in the specs.
 - DB Contractor prepares procedures for addressing cost loading modifications for TxDOT’s review and approval.



Schedule of Values and the Cost Loading of the Schedule (PBS2)

Activity ID	Activity Name	Budget At Completion	Earned Value Cost
	I-35 NEX Project Baseline Schedule - PBS3 -Schedule Update 11 - March	\$1,513,555,711.37	\$284,534,137.71
	Project Administration	\$379,669,792.98	\$199,444,385.49
	Contract Milestones	\$0.00	\$0.00
	Administrative Submittals and Permitting	\$373,437,215.50	\$197,095,482.83
	DB Contractor Segment Milestones	\$6,232,577.48	\$2,348,902.65
	Utility Agreement & Design	\$78,219,126.07	\$4,536,652.13
	Utility Coordination	\$8,564,615.00	\$4,536,652.13
	Utility Conflict	\$69,654,511.07	\$0.00
	Design	\$101,169,611.64	\$64,840,167.81
	General Activities and Field Work	\$2,016,948.96	\$2,016,948.96
	Project Specifications	\$10,504,979.22	\$3,391,581.46
	Geotechnical Design & Sitework	\$14,489,369.82	\$14,023,098.06
	Roadway Design	\$14,088,995.01	\$11,426,049.39
	Bridge Design	\$33,342,261.29	\$16,789,381.71
	Traffic Management	\$600,000.00	\$600,000.00
	Environmental Design	\$24,204,929.12	\$14,670,980.02
	Landscape and Aesthetic Design	\$747,664.53	\$747,664.53
	Electrical Design	\$533,615.92	\$533,615.92
	ITS	\$320,423.88	\$320,423.88
	Signage and Marking Design	\$320,423.88	\$320,423.88
	Construction	\$954,497,180.67	\$15,712,932.28
	General	\$0.00	\$0.00
	Phase 1	\$237,536,819.96	\$11,051,192.20
	Phase 1A	\$468,219,753.86	\$4,489,907.76
	Phase 1B	\$145,433,400.23	\$171,832.33
	Phase 1C	\$63,856,512.94	\$0.00
	Phase 2A	\$35,244,772.93	\$0.00
	Phase 2B	\$4,205,920.75	\$0.00

Cost Loading Modification Report



COST MODIFICATION REPORT							
A	B	C	D	E	F	G	
	Activity ID(s)	Activity Name(s)	Previous Update	Current Update	Variance (F=E-D)	Net variance	
			Update #11	Update #11 Rev01			
	BR403B0013	Steel Beam (Erect) - BR403B-02	\$675,338.80	\$2,585,131.92	\$1,909,793.12		
	BR4070027	Beam (Erect) - BR407-16	\$675,335.09	\$402,507.50	(\$272,827.59)		
	BR4070026	Beam (Erect) - BR407-15	\$675,335.09	\$402,507.50	(\$272,827.59)		
	BR4070025	Beam (Erect) - BR407-14	\$675,335.09	\$402,507.50	(\$272,827.59)	\$0.00	
	BR4070024	Beam (Erect) - BR407-13	\$675,335.09	\$402,507.50	(\$272,827.59)		
	BR4070023	Beam (Erect) - BR407-12	\$675,335.09	\$402,507.50	(\$272,827.59)		
	BR4070022	Beam (Erect) - BR407-11	\$675,335.09	\$402,507.50	(\$272,827.59)		
	BR4070021	Beam (Erect) - BR407-10	\$675,335.09	\$402,507.50	(\$272,827.59)		
				NET VARIANCE =	\$0.00		

CMR Example



Construction Schedule (PBS3)



PBS3 is the Resource Loaded Schedule – Construction and Utility relocation activities need to be resource loaded (Max duration of 20 days)

- ✓ Developed to a condition and level of detail ready for commencement of construction.



3. Schedule Submittals



Progress Submittal



DB Contractor submits on the

**1st day
of the month**

This includes:



Schedule plots in PDF format filtered on activities showing progress for which payment is requested



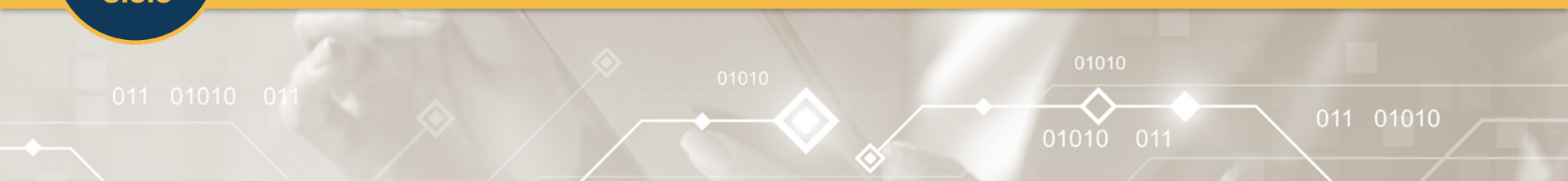
Data Sheets (Backup for draw request to verify progress)



Progress submittal schedule in XER (P6 Native) format

- TxDOT and DB Contractor are encouraged to reconcile any differences of opinion over progress prior to submitting the Draw Request
- DB Contractor makes the adjustments to the schedule and resubmits.

Project Schedule Updates



5 calendar days after the draw request, DB submits a Schedule Update in XER format with any schedule maintenance changes.

Schedule maintenance changes are listed in Section 8.5.5

All other changes are considered revisions and are not to be included in the update.

The update and the draw are now decoupled and acceptance of the update is not required for approval of the draw request.

Project Schedule Revisions



Project Schedule Revisions

are any changes not permitted in an Update

- Revisions are necessary to keep the schedule up to date.
- Narrative and Submittal Requirements
 - Revision report
 - Comparison plots showing before and after the changes
 - Revised schedule in an XER format.
- TxDOT has 14 calendar days to review and approve the Schedule Revision.



Recovery Schedules are required when:

1. The Project Schedule shows a delay in achieving a Completion Deadline
 - Greater than either 30 days, or more than 5% of the days remaining to Substantial Completion
 - And the DB Contractor has not remedied the delay in a Revision for 3 consecutive months.
2. Or when DB Contractor fails to address TxDOT comments on a Schedule Revision regarding delay to the critical path to the satisfaction of TxDOT for 3 consecutive months.

The narrative requirements are the same as for Schedule Revisions.

TxDOT has 14 calendar days to review the Recovery Schedule.



4. Schedule Maintenance Payment Activity



Monthly Contract Administration Payment Activity

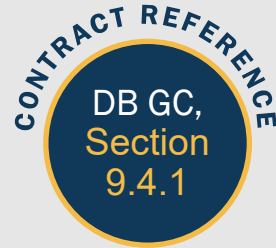



- Schedule maintenance and monitoring activity
 - Monthly contract administration activity for schedule monitoring is added in the amount of \$20,000

(iii) Under the monthly contract administration activity, include a monthly schedule monitoring activity in the amount of \$20,000.

■ Deductions

- (f) An amount of \$20,000 as described in Section 8.5.2 (b) for DB Contractor's failure to either address comments on a Project Schedule Submittal to TxDOT's satisfaction or submit a required Project Schedule in accordance with the Contract Documents; and





4. Change Orders and Time Impact Analysis (TIA) Process

Time Impact Analysis: Change Orders



Time Impact Analysis Provisions



Time Impact Analysis

If DB Contractor claims that such event, situation or change affects a Critical Path, it shall provide a time impact analysis indicating all activities represented or affected by the change, as required by and in compliance with Section 8.5.8.2, in form satisfactory to TxDOT.



Time Impact Analysis

DB Contractor shall submit to TxDOT a TIA as part of a Request for Change Order for an impact that may potentially cause Project delay as set forth in the Contract Documents and when requested by TxDOT for evaluating the potential time impact of Change Orders under consideration.

Time extensions will only be considered when the Float is absorbed, and the Completion Deadline(s) is delayed.



Time impacts include:

- Potential Change Orders or PCOs
- Requests for Change Order or RCOs
- TxDOT initiated Change Orders
- Directive Letters
- Unilateral Change Orders
- Relief Events
- TxDOT Caused Delays
- Force Majeure

- Time impact analyses are meant to be done as the impact is taking place.
- The purpose of the analyses is to track schedule losses and gains and identify concerning trends.



5. Schedule Roles & Responsibilities



TxDOT's Role and Responsibilities



Accept monthly updates



Makes time extension decisions with input from GEC



Approve schedule revisions



Request TIAs when appropriate



Reads DB's schedule narratives and GEC's corresponding reports



Deliverables:

- Monthly Schedule Progress Reports
- Baseline Schedule Review Report
- TIA Analysis Reports
- Schedule response letters

Monthly Schedule Progress Report

- Maintain Project Schedule Status Report (PSSR)
- Perform critical path analysis, progress review, and changes review
- Maintain a schedule issues log and track the issues in accordance with the TIA process.

Owner Verification Testing and Inspection (OVTI)



- **The OVTI performs:**

- Testing
- Inspection
- Creates Non-compliance Reports (NCRs)
- Writes daily reports

- The OVTI's daily reports can be used to verify progress for draw requests.
- The OVTI's NCRs should be checked before approving a draw request.





Fulfill contract requirements

- Comply with scheduling specifications
- Meet completion deadlines

Manage schedule efforts

- Input from various disciplines including crews and production rates
- Perform schedule maintenance
- Make schedule revisions when needed
- Assure smooth flow of payments



Fulfill QA schedule progress accuracy certification requirements.

The IQFM and PSQAM check that the construction percentages and professional services percentages indicated are accurate, correct, and are based on the Schedule of Values.

EXHIBIT 2 TO ATTACHMENT 9-1

DRAW REQUEST NO. _____ CERTIFICATION

The undersigned hereby certifies that (choose applicable bracketed language):

- ◆ Except as specifically noted in this certification, all Work, including that of designers, Subcontractors and Suppliers, that is the subject of this Draw Request has been checked and/or inspected in accordance with the respective Quality Management Plan;
- ◆ Except as specifically noted in this certification, all Work that is both the subject of this Draw Request and for which an audit or inspection has been performed conforms to the requirements of the Contract Documents;
- ◆ [The Professional Services quality program] [The Construction quality program] and all of the measures and procedures provided therein are functioning properly and are being followed; and
- ◆ [The Professional Services percentages] [The construction percentages] indicated are accurate, correct, and are based on the Schedule of Values. All quantities for which payment is requested on a unit price basis are accurate.
- ◆ All quantities for which payment is requested on a unit price basis are accurate.



HELP #EndTheStreakTX

End the streak of daily deaths on Texas roadways.

TxDOT.gov (Keyword: #EndTheStreakTX)



#EndTheStreakTX Toolkit

