

PS-CAMS CONSULTANT PORTAL

Using the System



Table of Contents

1	Overview	2-23
2	How To Enter HUB/DBE Information	25-39
3	How To Enter Projected vs Actual Information	41-61
4	PS-CAMS Utility Functions	63-64
5	PS-CAMS Contact Information	66-67

Table of Contents

1	Overview	4-23
2	How To Enter HUB/DBE Information	25-39
3	How To Enter Projected vs Actual Information	41-61
4	PS-CAMS Utility Functions	63-64
5	PS-CAMS Contact Information	66-67

- PS-CAMS is an online system designed for use by firms and their project managers with active TxDOT contracts. It allows project managers to submit required reporting information directly into the system and view their contract data.
- The system supports direct entry of the following information:
 - (1) Monthly reporting for HUB or DBE utilization (H-3 and H-6 form submission) and
 - (2) Initial projection and monthly updates of spending projections.

Manage Active Contracts with PS-CAMS

[Home](#) > [Business](#) > [Consultants](#) > [Architectural, Engineering and Surveying Consultants](#)

Professional Services - Contract Administration Management System (PS-CAMS) is an online reporting system designed for use by firms with active TxDOT contracts. Project managers can submit required reporting information directly into the system and view their contract data.

The [PS-CAMS online reporting system](#) supports direct entry of the following information:

- Monthly reporting for HUB or DBE utilization (H-3 and H-6 form submission)
- Initial projection and monthly updates of spending projections (required for all firms with active professional services contracts and work authorizations; not applicable to vendors with purchase order contracts)

Obtain User ID for PS-CAMS

1. To obtain a User ID, follow [these instructions](#) for completing and submitting the three forms:

- [PS-CAMS External User Information Sheet](#)
- [Request for External Access to TxDOT Information Systems \(Form 1980\)](#)
- [Information Security Compliance Agreement \(Form 1828b\)](#)

2. In approximately three days you will receive an email with your User ID and login instructions.

Instructions for Using PS-CAMS

Follow [these instructions](#) to log in and begin using the [PS-CAMS online reporting system](#).

Contact Us

PS-CAMS Administrator
(512) 416-2712
[Email](#)

Links to Login Screen

Consultant Portal Login

The PS-CAMS External Portal - [Link to Page](#)

Texas Department of Transportation
Providing safe, effective and efficient movement of people and goods.

PS-CAMS -- portal Professional Services - Contract Administration Management System
brought to you by txdot

Login

Email

Password

[Submit](#) [forgot password?](#)

COPYRIGHT © 2017 TEXAS DEPARTMENT OF TRANSPORTATION

Login

Forgot Password

PS-CAMS Landing Screen

Texas Department of Transportation



[Print Forms](#) | [Contact Us](#) | [Password](#) | [Logout](#)

PS-CAMS
brought to you by bid2go

Payments Tab

Bob Smith, Tx Consulting

Navigation

Your Firm

Contract Payments

Projected vs Actual

Pending Payment	Chart	Contract #	Exec Date	Term Date	Total	Pd to Hubs	HUB Target	HUB Curr
Jul 2012		01248P8002	01/01/2012	01/01/2014	\$250,000.00	\$6,700.50	20.0%	13.4%
Jun 2013		01248P8003	01/01/2012	01/01/2017	\$1,000,000.00	\$0.00	10.0%	0.0%
Feb 2013		01248P8001	01/31/2012	02/01/2015	\$3,000,000.00	\$14,320.00	25.0%	2.1%
		All contracts.						

Pending Payment: red = overdue; green = on time.

Contract Payments

Texas Department of Transportation



[Print Forms](#) | [Contact Us](#) | [Password](#) | [Logout](#)

PS-CAMS -- portal
brought to you by txdot

Bob Smith, Tx Consulting

Pending Month for
Payment Information

Contract Payments

Projected vs Actual

Pending Payment	Chart	Contract #	Exec Date	Term Date	Total	Pd to Hubs	HUB Target	HUB Curr
<u>Jul 2012</u>		01248P8002	01/01/2012	01/01/2014	\$250,000.00	\$6,700.50	20.0%	13.4%
<u>Jun 2013</u>		01248P8003	01/01/2012	01/01/2017	\$1,000,000.00	\$0.00	10.0%	0.0%
<u>Feb 2013</u>		01248P8001	01/31/2012	02/01/2015	\$3,000,000.00	\$14,320.00	25.0%	2.1%
		All contracts.						

Pending Payment: red = overdue; green = on time.

Contract Payments (HUB/DBE)

Texas Department of Transportation

Print Forms | Contact Us | Password | Logout

PS-CAMS -- portal
brought to you by txdot

Bob Smith, Tx Consulting

Contract Payments

Projected vs Actual

Chart Graphically Displays Percent Utilization

Pending Payment	Chart	Contract #	Exec Date	Term Date	Total	Pd to Hubs	HUB Target	HUB Curr
Jul 2012		01248P8002	01/01/2012	01/01/2014	\$250,000.00	\$6,700.50	20.0%	13.4%
Jun 2013		01248P8003	01/01/2012	01/01/2017	\$1,000,000.00	\$0.00	10.0%	0.0%
Feb 2013		01248P8001	01/31/2012	02/01/2015	\$3,000,000.00	\$14,320.00	25.0%	2.1%
		All contracts.						

Pending Payment: red = overdue; green = on time.

Home / Payments for all Contracts

Select Contract:

Capacity Used

Total Contracts: \$4,000,000.00
Total Work Author: \$2,503,805.84
Capacity Used: 62.60%

Spent vs Obligated

Total Obligated: \$2,503,805.84
Total Spent: \$868,877.76
Percent Spent: 34.70%

HUB-DBE Usage

HUB-DBE Usage: 0.0%
Target: 23.7%
HUB-DBE Goal: 23.7%
HUB-DBE Current: 0.0%

Contract #	Capacity	Usage
156IDP0007		
146DP0009		

COPYRIGHT © 2017 TEXAS DEPARTMENT OF TRANSPORTATION

Contract Payments

Texas Department of Transportation

Print Forms | Contact Us | Password | Logout

PS-CAMS -- portal

brought to you by txdot

Bob Smith, Tx Consulting

Contract Payments | Projected vs Actual

Displays Contract Information including HUB or DBE Utilization Goal.

Pending Payment	Chart	Contract #	Exec Date	Term Date	Total	Pd to Hubs	HUB Target	HUB Curr
Jul 2012		01248P8002	01/01/2012	01/01/2014	\$250,000.00	\$6,700.50	20.0%	13.4%
Jun 2013		01248P8003	01/01/2012	01/01/2017	\$1,000,000.00	\$0.00	10.0%	0.0%
Feb 2013		01248P8001	01/31/2012	02/01/2015	\$3,000,000.00	\$14,320.00	25.0%	2.1%
		All contracts.						

Pending Payment	Chart	Contract #	Exec Date	Term Date	Total	Pd to Hubs	HUB Target	HUB Curr
Jul 2012		01248P8002	01/01/2012	01/01/2014	\$250,000.00	\$6,700.50	20.0%	13.4%
Jun 2013		01248P8003	01/01/2012	01/01/2017	\$1,000,000.00	\$0.00	10.0%	0.0%
Mar 2013		01248P8001	01/31/2012	02/01/2015	\$3,000,000.00	\$17,379.00	25.0%	0.6%

Original	\$3,000,000.00	Status	Executed
Supplemental	\$0.00	Execute Date	01/31/2012
Total	\$3,000,000.00	Termination Date	02/01/2015
Committed	\$675,000.00	Assigned Goal	23.6%
Spent	\$247,900.00	Contract Admin	Lisa A. Manning
Available	\$2,325,000.00	Contract Proj Mgr	Danny M. Neal II

All contracts.

Assigned Goal

Contract Payments

Texas Department of Transportation



[Print Forms](#) | [Contact Us](#) | [Password](#) | [Logout](#)

PS-CAMS -- portal

brought to you by txdot

Bob Smith, Tx Consulting

Contract Payments

Projected vs Actual

Contract Execution
and Termination Dates

Pending Payment	Chart	Contract #	Exec Date	Term Date	Total	Pd to Hubs	HUB Target	HUB Curr
Jul 2012		01248P8002	01/01/2012	01/01/2014	\$250,000.00	\$6,700.50	20.0%	13.4%
Jun 2013		01248P8003	01/01/2012	01/01/2017	\$1,000,000.00	\$0.00	10.0%	0.0%
Feb 2013		01248P8001	01/31/2012	02/01/2015	\$3,000,000.00	\$14,320.00	25.0%	2.1%
		All contracts.						

Pending Payment: red = overdue; green = on time.

Contract Payments

Texas Department of Transportation



[Print Forms](#) | [Contact Us](#) | [Password](#) | [Logout](#)

PS-CAMS -- portal
brought to you by txdot

Bob Smith, Tx Consulting

Contract Amount

Contract Payments

Projected vs Actual

Pending Payment	Chart	Contract #	Exec Date	Term Date	Total	Pd to Hubs	HUB Target	HUB Curr
Jul 2012		01248P8002	01/01/2012	01/01/2014	\$250,000.00	\$6,700.50	20.0%	13.4%
Jun 2013		01248P8003	01/01/2012	01/01/2017	\$1,000,000.00	\$0.00	10.0%	0.0%
Feb 2013		01248P8001	01/31/2012	02/01/2015	\$3,000,000.00	\$14,320.00	25.0%	2.1%
		All contracts.						

Pending Payment: red = overdue; green = on time.

Contract Payments

Texas Department of Transportation



[Print Forms](#) | [Contact Us](#) | [Password](#) | [Logout](#)

PS-CAMS -- portal

brought to you by txdot

Bob Smith, Tx Consulting

Amount Paid to HUBs or DBEs

Contract Payments

Projected vs Actual

Pending Payment	Chart	Contract #	Exec Date	Term Date	Total	Pd to Hubs	HUB Target	HUB Curr
<u>Jul 2012</u>		01248P8002	01/01/2012	01/01/2014	\$250,000.00	\$6,700.50	20.0%	13.4%
<u>Jun 2013</u>		01248P8003	01/01/2012	01/01/2017	\$1,000,000.00	\$0.00	10.0%	0.0%
<u>Feb 2013</u>		01248P8001	01/31/2012	02/01/2015	\$3,000,000.00	\$14,320.00	25.0%	2.1%
		All contracts.						

Pending Payment: red = overdue; green = on time.

Contract Payments

Texas Department of Transportation



[Print Forms](#) | [Contact Us](#) | [Password](#) | [Logout](#)

PS-CAMS -- portal

brought to you by txdot

Bob Smith, Tx Consulting

HUB or DBE Utilization Target as indicated on the Contact H-1 Form

Contract Payments

Projected vs Actual

Pending Payment	Chart	Contract #	Exec Date	Term Date	Total	Pd to Hubs	HUB Target	HUB Curr
<u>Jul 2012</u>		01248P8002	01/01/2012	01/01/2014	\$250,000.00	\$6,700.50	20.0%	13.4%
<u>Jun 2013</u>		01248P8003	01/01/2012	01/01/2017	\$1,000,000.00	\$0.00	10.0%	0.0%
<u>Feb 2013</u>		01248P8001	01/31/2012	02/01/2015	\$3,000,000.00	\$14,320.00	25.0%	2.1%
		All contracts.						

Pending Payment: red = overdue; green = on time.

Contract Payments

Texas Department of Transportation



[Print Forms](#) | [Contact Us](#) | [Password](#) | [Logout](#)

PS-CAMS -- portal
brought to you by txdot

Bob Smith, Tx Consulting

Current Utilization as a Percentage of the Contract Total Amount

Contract Payments

Projected vs Actual

Pending Payment	Chart	Contract #	Exec Date	Term Date	Total	Pd to Hubs	HUB Target	HUB Curr
<u>Jul 2012</u>		01248P8002	01/01/2012	01/01/2014	\$250,000.00	\$6,700.50	20.0%	13.4%
<u>Jun 2013</u>		01248P8003	01/01/2012	01/01/2017	\$1,000,000.00	\$0.00	10.0%	0.0%
<u>Feb 2013</u>		01248P8001	01/31/2012	02/01/2015	\$3,000,000.00	\$14,320.00	25.0%	2.1%
		All contracts.						

Pending Payment: red = overdue; green = on time.

Projected verses Actual

Texas Department of Transportation





Print Forms | Contact Us | Password | Logout

PS-CAMS -- portal
brought to you by txdot

Bob Smith, Tx Consulting

Contract Payments | **Projected vs Actual**

Projected vs Actual

Pending action	Chart	Contract #	Work Auth	CSJ	Service Area	Strategy	Fund	Budget
Update Adjusted		01248P8001	01248P8001-1	001501155	PS&E	111	Fund 6	\$50,000.00
Update Adjusted		01248P8001	01248P8001-1	001501155	Surveying	111	Fund 6	\$25,000.00
Enter Projected		01248P8001	01248P8001-2	000801032	PS&E	111	Fund 6	\$100,000.00
Enter Projected		01248P8001	01248P8001-2	000801032	Surveying	111	Fund 6	\$50,000.00

Projected verses Actual

Texas Department of Transportation



Print Forms | Contact Us | Password | Logout

PS-CAMS -- portal
brought to you by txdot

Bob Smith, Tx Consulting

Contract Payments | Projected vs Actual

Pending Action for
Projection Input, Two
Primary: (Enter and
Update)

Pending action	Chart	Contract #	Work Auth	CSJ	Service Area	Strategy	Fund	Budget
Update Adjusted		01248P8001	01248P8001-1	001501155	PS&E	111	Fund 6	\$50,000.00
Update Adjusted		01248P8001	01248P8001-1	001501155	Surveying	111	Fund 6	\$25,000.00
Enter Projected		01248P8001	01248P8001-2	000801032	PS&E	111	Fund 6	\$100,000.00
Enter Projected		01248P8001	01248P8001-2	000801032	Surveying	111	Fund 6	\$50,000.00

Projected versus Actual

Texas Department of Transportation



Print Forms | Contact Us | Password | Logout

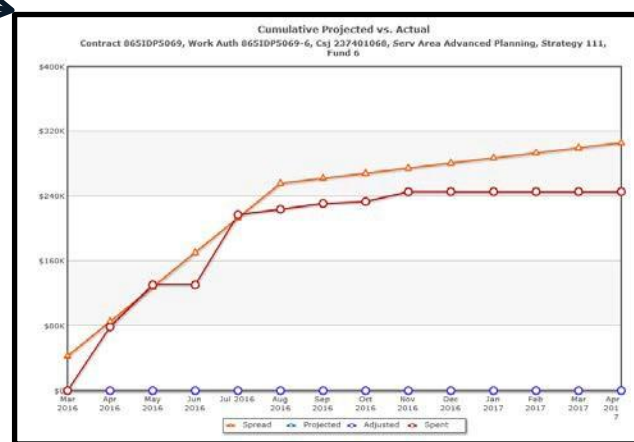
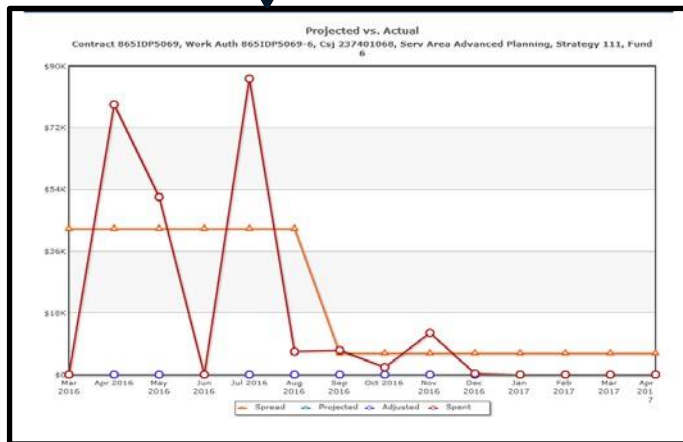
PS-CAMS -- portal
brought to you by txdot

Bob Smith, Tx Consulting

Contract Payments | Projected vs Actual

Chart Graphically Displays the TxDOT and Consultants Projects as well as Expenditures

Pending action	Chart	Contract #	Work Auth	CSJ	Service Area	Strategy	Fund	Budget
Update Adjusted		01248P8001	01248P8001-1	001501155	PS&E	111	Fund 6	\$50,000.00
Update Adjusted		01248P8001	01248P8001-1	001501155	Surveying	111	Fund 6	\$25,000.00
Enter Projected		01248P8001	01248P8001-2	000801032	PS&E	111	Fund 6	\$100,000.00
Enter Projected		01248P8001	01248P8001-2	000801032	Surveying	111	Fund 6	\$50,000.00



Projected versus Actual

Texas Department of Transportation



Print Forms | Contact Us | Password | Logout

PS-CAMS -- portal
brought to you by bxdot

Bob Smith, Tx Consulting

Contract Payments | Projected vs Actual

Displays Basic Contract Information

Pending action	Chart	Contract #	Work Auth	CSJ	Service Area	Strategy	Fund	Budget
Update Adjusted		01248P8001	01248P8001-1	001501155	PS&E	111	Fund 6	\$50,000.00
Update Adjusted		01248P8001	01248P8001-1	001501155	Surveying	111	Fund 6	\$25,000.00
Enter Projected		01248P8001	01248P8001-2	000801032	PS&E	111	Fund 6	\$100,000.00
Enter Projected		01248P8001	01248P8001-2	000801032	Surveying	111	Fund 6	\$50,000.00

Pending action	Chart	Contract #	Work Auth	CSJ	Service Area	Strategy	Fund	Budget
Update Adjusted		01248P8001	01248P8001-1	001501155	PS&E	111	Fund 6	\$50,000.00
		Original		\$3,000,000.00	Status	Executed		
		Supplemental		\$0.00	Execute Date	01/31/2012		
		Total		\$3,000,000.00	Termination Date	02/01/2015		
		Committed		\$225,000.00	Assigned Goal	23.6%		
		Spent		\$24,670.00	Contract Admin	Lisa A. Merwin		
		Available		\$2,775,000.00	Contract Proj Mgr	Danny M. Neal li		
Update Adjusted		01248P8001	01248P8001-1	001501155	Surveying	111	Fund 6	\$25,000.00
Enter Projected		01248P8001	01248P8001-2	000801032	PS&E	111	Fund 6	\$100,000.00
Enter Projected		01248P8001	01248P8001-2	000801032	Surveying	111	Fund 6	\$50,000.00

Projected verses Actual

Texas Department of Transportation

Print Forms | Contact Us | Password | Logout

PS-CAMS -- portal
brought to you by txdot

Bob Smith, Tx Consulting

Contract Payments | Projected vs Actual

Pending action	Chart	Contract #	Work Auth	CSJ	Service Area	Strategy	Fund	Budget
Update Adjusted		01248P8001	01248P8001-1	001501155	PS&E	111	Fund 6	\$50,000.00
Update Adjusted		01248P8001	01248P8001-1	001501155	Surveying	111	Fund 6	\$25,000.00
Enter Projected		01248P8001	01248P8001-2	000801032	PS&E	111	Fund 6	\$100,000.00
Enter Projected		01248P8001	01248P8001-2	000801032	Surveying	111	Fund 6	\$50,000.00

Displays Basic Work Authorization Information

Original	\$3,416,270.86	Status	Executed
Supplemental	\$0.00	Execute Date	06/19/2013
Total	\$3,416,270.86	Termination Date	05/31/2017
Spent	\$3,365,412.11	Work Completed	
Remaining	\$50,858.75	Work Auth Admin	
		Work Auth Proj	
		Mgr	

Projected verses Actual

Texas Department of Transportation

Print Forms | Contact Us | Password | Logout

PS-CAMS -- portal
brought to you by bdot

Bob Smith, Tx Consulting

Contract Payments | Projected vs Actual

Displays the Basic CSJ (Project Information)

Pending action	Chart	Contract #	Work Auth	CSJ	Service Area	Strategy	Fund	Budget
Update Adjusted		01248P8001	01248P8001-1	001501155	PS&E	111	Fund 6	\$50,000.00
Update Adjusted		01248P8001	01248P8001-1	001501155	Surveying	111	Fund 6	\$25,000.00
Enter Projected		01248P8001	01248P8001-2	000801032	PS&E	111	Fund 6	\$100,000.00
Enter Projected		01248P8001	01248P8001-2	000801032	Surveying	111	Fund 6	\$50,000.00

Est. Let Date 08/01/2019
County Travis
Highway IH 35
From RIVERSIDE DR
To LOOP 375 SLAUGHTER LANE

Projected versus Actual

Texas Department of Transportation



[Print Forms](#) |
 [Contact Us](#) |
 [Password](#) |
 [Logout](#)

PS-CAMS -- portal
brought to you by txdot

Consulting

[Contract Payments](#) |
 [Projected vs Actual](#)

Displays Information about the Function Codes in the Service Area and the Funding Source

Pending action	Chart	Contract #	Work Auth	CSJ	Service Area	Strategy	Fund	Budget
Update Adjusted		01248P8001	01248P8001-1	001501155	PS&E	111	Fund 6	\$50,000.00
Update Adjusted		01248P8001	01248P8001-1	001501155	Surveying	111	Fund 6	\$25,000.00
Enter Projected		01248P8001	01248P8001-2	000801032	PS&E	111	Fund 6	\$100,000.00
Enter Projected		01248P8001	01248P8001-2	000801032	Surveying	111	Fund 6	\$50,000.00

PS&E	111	Fund 6
160 Roadway Design Controls (Comp & Draft)		
161 Drainage		
162 Sign., Pavmt. Mark., Signal. (Permanent)		
163 Miscellaneous (Roadway)		
164 Mangmt. Ps & E Consult Engin. Constr.		
165 Traffic Management System (Permanent)		
170 Bridge Design		
190 Other P.E., Dist Adver. Bids, Not Clasfid.		

Projected versus Actual

Budgeted Amount for the CSJ, Service and Funding Source

Texas Department of Transportation

Print Forms | Contact Us | Password | Logout

PS-CAMS -- portal
brought to you by txdot

Bob Smith, Tx Consulting

Contract Payments | Projected vs Actual

Pending action	Chart	Contract #	Work Auth	CSJ	Service Area	Strategy	Fund	Budget
Update Adjusted		01248P8001	01248P8001-1	001501155	PS&E	111	Fund 6	\$50,000.00
Update Adjusted		01248P8001	01248P8001-1	001501155	Surveying	111	Fund 6	\$25,000.00
Enter Projected		01248P8001	01248P8001-2	000801032	PS&E	111	Fund 6	\$100,000.00
Enter Projected		01248P8001	01248P8001-2	000801032	Surveying	111	Fund 6	\$50,000.00

Table of Contents

1	Overview	4-23
2	How To Enter HUB/DBE Information	25-39
3	How To Enter Projected vs Actual Information	41-61
4	PS-CAMS Utility Functions	63-64
5	PS-CAMS Contact Information	66-67

Contract Payment (HUB/DBE)

Texas Department of Transportation



[Print Forms](#) | [Contact Us](#) | [Password](#) | [Logout](#)

PS-CAMS -- portal

brought to you by txdot

Bob Smith, Tx Consulting

Contract Payments

Projected vs Actual

Pending Payment	Chart	Contract #	Exec Date	Term Date	Total	Pd to Hubs	HUB Target	HUB Curr
Jul 2012		01248P8002	01/01/2012	01/01/2014	\$250,000.00	\$6,700.50	20.0%	13.4%
Jun 2013		01248P8003	01/01/2012	01/01/2017	\$1,000,000.00	\$0.00	10.0%	0.0%
Feb 2013		01248P8001	01/31/2012	02/01/2015	\$3,000,000.00	\$14,320.00	25.0%	2.1%
		All contracts.						

Pending Payment: red = overdue; green = on time.

Contract Payments (HUB/DBE)

Contract Payments

Projected vs Actual

Home / Contract Payment

Payments for 01248P8001 [\[show details\]](#)

Payment history: [2012](#) [2013](#)

Displays Basic Contract Information

1 Select Pay Period Feb 2013

2 Payment to Contractor \$

3 Subcontractor Payments

Payments for 01945P5005 [\[hide details\]](#) Payment history: [1999](#) [2000](#) [2007](#) [2008](#) [2009](#) [2010](#)

Original	\$1,125,900.00	Status	Executed
Supplemental	\$661,099.62	Execute Date	04/12/1999
Total	\$1,786,999.62	Termination Date	11/30/2015
Committed	\$1,786,999.62	Assigned Goal	20.0%
Spent	\$1,776,680.19	Contract Admin	Katherine M De Luna
Available	\$0.00	Contract Proj Mgr	Ricky J MacKey

Subcontractor	Paid This Period	Comment	To Date		HUB Target	HUB Current
Sub Provider 1	\$ <input type="text" value="amount"/>	<input type="text" value="comment"/>	\$10,895.00	✓	15.0%	1.6%
Sub Provider 2	\$ <input type="text" value="amount"/>	<input type="text" value="comment"/>	\$3,425.00	✓	10.0%	0.5%
Sub Provider 3	\$ <input type="text" value="amount"/>	<input type="text" value="comment"/>	\$1,239.00	-	15.0%	0.2%

4 Certify & Save

Save Payments

I hereby certify that the above payments for February 2013 are true and correct.

any comments you'd like to add with submission of payments

Contract Payments (HUB/DBE)

[Contract Payments](#) [Projected vs Actual](#)

[Home](#) / [Contract Payment](#)

Payments for 01248P8001 [\[show details\]](#) Payment history: [2012](#) [2013](#)

1 Select Pay Period

2 Payment to Contractor \$ to you this reporting period

3 Subcontractor Payments

Subcontractor	Paid Period	Paid To Date	HUB	HUB Target	HUB Current
Sub Provider 1	\$ <input type="text" value="amount"/> <input type="text" value="comment"/>	\$10,895.00	✓	15.0%	1.6%
Sub Provider 2	\$ <input type="text" value="amount"/> <input type="text" value="comment"/>	\$3,425.00	✓	10.0%	0.5%
Sub Provider 3			—	15.0%	0.2%

4 Certify & Save

[Contract Payments](#) [Projected vs Actual](#)

[Home](#) / [Contract Payment](#) / [Subcontractor](#)

Subcontractor details

Name Sub Provider 1	Phone 2145551414
Address 1 123 Elm Street	Fax 2145551415
Address 2	HUB Yes
City Noonday	DBE No
State Zip TX 77777	

[request that a subcontractor be added, changed, or removed](#)

Displays Basic Sub-provider Information

Contract Payments (HUB/DBE)

Contract Payments | Projected vs Actual

Home / Contract Payment

Payments for 0-248P0001 [View Payment History](#) | Payment history: [2012](#) [2013](#)

1 Select Pay Period: Feb 2013

2 Payment to Contractor: \$ amount Total amount paid to you this reporting period

3 Subcontractor Payments

Subcontractor	Paid This Period	Comment	Paid To Date	HUB	HUB Target	HUB Current
Sub Provider 1	\$ amount	comment	\$10,895.00	✓	15.0%	1.6%
Sub Provider 2	\$ amount	comment	\$3,425.00	✓	10.0%	0.5%
Sub Provider 3	\$ amount	comment	\$1,239.00	—	15.0%	0.2%

4 Certify & Save

I hereby certify that the above payments for February 2013 are true and correct.

any comments you'd like to add with submission of payments

Choose the month to enter the payments.

*You may make corrections to the previous month until you enter the current month.

Contract Payments (HUB/DBE)

Contract Payments | Projected vs Actual

Home / Contract Payment

Payments for 012 This is the total amount received by the Prime firm in the selected month. Payment history: [2012](#) [2013](#)

1 Select Pay Period Feb 2013

2 Payment to Contractor \$ Total amount paid to you this reporting period

3 Subcontractor Payments

Subcontractor	Paid This Period	Comment	Paid To Date	HUB	HUB Target	HUB Current
Sub Provider 1	\$ <input type="text" value="amount"/>	<input type="text" value="comment"/>	\$10,895.00	✓	15.0%	1.6%
Sub Provider 2	\$ <input type="text" value="amount"/>	<input type="text" value="comment"/>	\$3,425.00	✓	10.0%	0.5%
Sub Provider 3	\$ <input type="text" value="amount"/>	<input type="text" value="comment"/>	\$1,239.00	—	15.0%	0.2%

4 Certify & Save

I hereby certify that the above payments for February 2013 are true and correct.

Contract Payments (HUB/DBE)

Contract Payments | Projected vs Actual

Home / Contract Payment

Payments for 0124

Enter the amounts paid to the Sub-providers for the current month.

Payment history: [2012](#) [2013](#)

1 Select Pay Period

2 Payment to Contractor \$ Total amount paid to you this reporting period

3 Subcontractor Payments

Subcontractor	Paid This Period	Comment	Paid To Date	HUB	HUB Target	HUB Current
Sub Provider 1	\$ <input type="text" value="1237"/>	<input type="text" value="comment"/>	\$10,895.00	✓	15.0%	1.6%
Sub Provider 2	\$ <input type="text" value="1822"/>	<input type="text" value="comment"/>	\$3,425.00	✓	10.0%	0.5%
Sub Provider 3	\$ <input type="text" value="0"/>	<input type="text" value="comment"/>	\$1,239.00	-	15.0%	0.2%

4 Certify & Save

I hereby certify that the above payments for February 2013 are true and correct.

Contract Payments (HUB/DBE)

Contract Payments | Projected vs Actual

Home / Contract Payment

Payments for 01248P8001 [\[show details\]](#) Payment history: [2012](#) [2013](#)

1 Select Pay Period

2 Payment to Contractor \$ **Certify and submit the payments.**

3 Subcontractor Payments

Subcontractor	Paid This Period	Comment	Paid To Date	HUB	HUB Target	HUB Current
Sub Provider 1	\$ <input type="text" value="1237"/>	<input type="text" value="comment"/>	\$10,895.00	✓	15.0%	1.6%
Sub Provider 2	\$ <input type="text" value="1822"/>	<input type="text" value="comment"/>	\$3,425.00	✓	10.0%	0.5%
Sub Provider 3	\$ <input type="text" value="0"/>	<input type="text" value="comment"/>	\$1,239.00	-	15.0%	0.2%

4 Certify & Save

I hereby certify that the above payments for February 2013 are true and correct.

any comments you'd like to add with submission of payments

[Home](#) / Confirmation



Confirmation

This confirms that you successfully completed your payments for **Feb 2013**.

[Download H-6 Form](#)

You can now return to your [Home Page](#)

Contract Payments (HUB/DBE)

Contract Payments

Projected vs Actual

Home / Contract Payment

Payments for 01248P8001 [\[show details\]](#)

Payment history: [2012](#) [2013](#)

1 Select Pay Period

Feb 2013

Submitted on 09/02/2013 13:51 PM by Bob Smith

2 Payment to Contractor

\$ 10000

Total amount paid to you this reporting period

3 Subcontractor Payments

Subcontractor	Paid This Period	Comment	Paid To Date	HUB	HUB Target	HUB Current
Sub Provider 1	\$ 1237	<input type="text" value="comment"/>	\$10,895.00	✓	n/a	n/a
Sub Provider 2	\$ 1822	<input type="text" value="comment"/>	\$3,425.00	✓	n/a	n/a
Sub Provider 3	\$ 0	<input type="text" value="comment"/>	\$1,239.00	-	n/a	n/a

4 Certify & Save

Save Payments

I hereby certify that the above payments for February 2013 are true and correct.

any comments you'd like to add with submission of payments.

Contract Payments (HUB/DBE)

Contract Payments | Projected vs Actual

Home / Contract Payment

Payments for 01248P8001 [\[show details\]](#) Payment history: [2012](#) [2013](#)

1 Select Pay Period Feb 2013

2 Payment to Contractor \$ Total amount paid to you this reporting period

3 Subcontractor Payments

Subcontractor	Paid This Period	Comment	Paid To Date	HUB	HUB Target	HUB Current
Sub Provider 1	\$ <input type="text" value="amount"/>	<input type="text" value="comment"/>	\$10,895.00	✓	15.0%	1.6%
Sub Provider 2	\$ <input type="text" value="amount"/>	<input type="text" value="comment"/>	\$3,425.00	✓	10.0%	0.5%
Sub Provider 3	\$ <input type="text" value="amount"/>	<input type="text" value="comment"/>	\$1,239.00	—	15.0%	0.2%

4 Certify & Save Save Payments I hereby certify that the above payments for February 2013 are true and correct.

Displays Monthly Payment Information by Fiscal Year

Payment history: [2012](#) [2013](#)

Contract Payments (HUB/DBE)

Contract Payments		Projected vs Actual				
Home / Contract Payment / 2013						
Payments Submitted 2013						
January		Download H-6 Form				
Contractor was paid \$3,000.00						
Subcontractor	Paid This Period	Comment	Total Paid To Date	HUB Target	HUB Current	
Sub Provider 1	\$1,500.00		\$10,895.00	n/a	n/a	
Sub Provider 2	\$500.00		\$3,425.00	n/a	n/a	
Sub Provider 3	\$100.00		\$1,239.00	n/a	n/a	
					2.3%	
February		Download H-6 Form				
Contractor was paid \$10,000.00						
Subcontractor	Paid This Period	Comment	Total Paid To Date	HUB Target	HUB Current	
Sub Provider 1	\$1,237.00		\$12,132.00	n/a	n/a	
Sub Provider 2	\$1,822.00		\$5,247.00	n/a	n/a	
Sub Provider 3	\$0.00		\$1,239.00	n/a	n/a	
					0.6%	

To Create an H-6 Progress Assessment Report or Equivalent DBE Report

Contract Payments (HUB/DBE)

Contract Payments | Projected vs Actual

Home / Contract Payment / 2013

Payments Submitted 2013

January [Download H-6 Form](#)


Contractor was paid \$3,000.00


Subcontractor

	HUB Target	HUB Current
Sub Provider 1	n/a	n/a
Sub Provider 2	n/a	n/a
Sub Provider 3	n/a	n/a
		2.3%

File Download

Do you want to open or save this file?

 Name: Form-H6-271-Feb-2013.pdf
Type: Application, 156KB
From: des-pscamt-2

 While files from the Internet can be useful, some files can potentially ham your computer. If you do not trust the source, do not open or save this file. [What's the risk?](#)

February [Download H-6 Form](#)

Contractor was paid \$10,000.00

Subcontractor	Paid This Period	Comment	Total Paid To Date	HUB Target	HUB Current
Sub Provider 1	\$1,237.00		\$12,132.00	n/a	n/a
Sub Provider 2	\$1,822.00		\$5,247.00	n/a	n/a
Sub Provider 3	\$0.00		\$1,239.00	n/a	n/a
					0.6%

Contract Payments (HUB/DBE)

WAs Used _____

Contract No. _____



HUB Subcontracting Plan (HSP) Prime Contractor Progress Assessment Report

This form must be completed and submitted to the contracting agency each month to document compliance with your HSP.

Contract/Requisition Number: 01248P8001 Date of Award: 01/31/2012 Object Code: _____
(mm/dd/yyyy) (Agency Use Only)

Contracting Agency/University Name: Texas Department of Transportation

Contractor (Company) Name: Tx Consulting State of Texas VID #: 1111111111

Point of Contact: Bob Smith Phone #: 5124162304

Reporting (Month) Period: Feb 2013 Total Amount Paid this Reporting Period to Contractor: \$ 10,000.00

Report HUB and Non-HUB subcontractor information

Subcontractor's Name	Subcontractor's VID or HUB Certificate Number	Texas Certified HUB? (Yes or No)	Total Contract \$ Amount from HSP with Subcontractor	Total \$ Amount Paid This Reporting Period to Subcontractor	Total Contract \$ Amount Paid to Date to Subcontractor	Object Code (Agency Use Only)
Sub Provider 1	222222222	Yes	\$ 450,000.00	\$ 1,237.00	\$ 12,132.00	
Sub Provider 2	333333333	Yes	\$ 300,000.00	\$ 1,822.00	\$ 5,247.00	
Sub Provider 3	444444444	No	\$ 450,000.00	\$ 0.00	\$ 1,239.00	
			\$	\$	\$	
			\$	\$	\$	
			\$	\$	\$	
			\$	\$	\$	
			\$	\$	\$	
			\$	\$	\$	
			\$	\$	\$	
			\$	\$	\$	
			\$	\$	\$	
			\$	\$	\$	
			\$	\$	\$	
			\$	\$	\$	
			\$	\$	\$	
			\$	\$	\$	
			\$	\$	\$	
			\$	\$	\$	
			\$	\$	\$	
			\$	\$	\$	
			\$	\$	\$	
			\$	\$	\$	
			\$	\$	\$	
			\$	\$	\$	
			\$	\$	\$	
			\$	\$	\$	
			\$	\$	\$	
			\$	\$	\$	
TOTALS:			\$ 1,200,000.00	\$ 3,059.00	\$ 18,618.00	

Signature: Bob Smith Title: _____ Date: 09/02/2013 13:56 PM

*Note: Prime contractors can verify subcontractor HUB certification status on-line at <http://www2.tbpc.state.tx.us/omb/ombhub.html> 107-FW/Rev. 3/05

Contract Payments (HUB/DBE)

Texas Department of Transportation

Click back on the Contract Payments tab to return to the Home page

Print Forms | Contact Us | Password | Logout





PS-CAMS -- portal
brought to you by txdot

Bob Smith, Tx Consulting

Contract Payments

Projected vs Actual

Graphically Displays Current Contract Information and Percent Utilization

Pending Payment	Chart	Contract #	Exec Date	Term Date	Total	Pd to Hubs	HUB Target	HUB Curr
<u>Jul 2012</u>		01248P8002	01/01/2012	01/01/2014	\$250,000.00	\$6,700.50	20.0%	13.4%
<u>Jun 2013</u>		01248P8003	01/01/2012	01/01/2017	\$1,000,000.00	\$0.00	10.0%	0.0%
<u>Feb 2013</u>		01248P8001	01/31/2012	02/01/2015	\$3,000,000.00	\$14,320.00	25.0%	2.1%
		All contracts.						

Pending Payment: red = overdue; green = on time.

Contract Payments (HUB/DBE)



Total Contract \$3,000,000.00
 Total Work Auths \$675,000.00
 Capacity Used 22.50%



Total Obligated \$675,000.00
 Total Spent \$247,900.00
 Percent Spent 36.73%



HUB Usage Target 25.0%
 HUB Goal 23.6%
 HUB Current 0.6%

HUB Usage

Prime

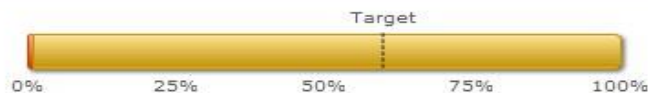
Usage

Target

Current

HUB

Tx Consulting



60.0%

1.1%

-

Subs

Usage

Target

Current

HUB

Sub Provider 1



15.0%

0.4%

✓

Sub Provider 2



10.0%

0.2%

✓

Sub Provider 3



15.0%

0.0%

-

Table of Contents

1	Overview	4-23
2	How To Enter HUB/DBE Information	25-39
3	How To Enter Projected vs Actual Information	41-61
4	PS-CAMS Utility Functions	63-64
5	PS-CAMS Contact Information	66-67

Projected versus Actual

Cost Broken Down by
CSJ, Service Area,
Strategy and Fund

Texas Department of Transportation



[Print Forms](#) | [Contact Us](#) | [Password](#) | [Logout](#)

PS-CAMS -- portal
brought to you by txdot

Bob Smith, Tx Consulting

[Contract Payments](#)

[Projected vs Actual](#)

Pending action	Chart	Contract #	Work Auth	CSJ	Service Area	Strategy	Fund	Budget
Update Adjusted		01248P8001	01248P8001-1	001501155	PS&E	111	Fund 6	\$50,000.00
Update Adjusted		01248P8001	01248P8001-1	001501155	Surveying	111	Fund 6	\$25,000.00
Enter Projected		01248P8001	01248P8001-2	000801032	PS&E	111	Fund 6	\$100,000.00
Enter Projected		01248P8001	01248P8001-2	000801032	Surveying	111	Fund 6	\$50,000.00

Projected versus Actual

Work Authorization Budget
-Breakdown by category

Budget Tasks
Breakdown by Function
Code

Prime Name: Tx Consulting, Inc.			
Contract No.: 01248P8001			
Project Name: FM 2218 and FM 1640			
Project CSJs: 2093-01-009 and 1683-01-034			
Tasks (by Function Code)	Total by Function Code	Total by CSJ: 2093-01-009	Total by CSJ: 1683-01-034
FC 150 Field Surveying	\$25,000.00	\$7,500.00	\$17,500.00
FC 160 Roadway Design	\$35,000.00	\$10,500.00	\$24,500.00
FC 161 Drainage Design	\$5,000.00	\$1,500.00	\$3,500.00
FC 162 Signing, Signal. & Pvmt Makings	\$5,000.00	\$1,500.00	\$3,500.00
FC 163 Miscellaneous Roadway	\$2,500.00	\$750.00	\$1,750.00
FC 164 Project Management	\$2,500.00	\$750.00	\$1,750.00
Total	\$75,000.00	\$22,500.00	\$52,500.00

Projected versus Actual

Budget Costs Breakdown by Function Code

Prime Name: Tx Consulting, Inc.			
Contract No.: 01248P8001			
Project Name: FM 2218 and FM 1640			
Project CSJs: 2093-01-009 and 1683-01-034			
Tasks (by Function Code)	Total by Function Code	Total by CSJ: 2093-01-009	Total by CSJ: 1683-01-034
FC 150 Field Surveying	\$25,000.00	\$7,500.00	\$17,500.00
FC 160 Roadway Design	\$35,000.00	\$10,500.00	\$24,500.00
FC 161 Drainage Design	\$5,000.00	\$1,500.00	\$3,500.00
FC 162 Signing, Signal. & Pvmt Makings	\$5,000.00	\$1,500.00	\$3,500.00
FC 163 Miscellaneous Roadway	\$2,500.00	\$750.00	\$1,750.00
FC 164 Project Management	\$2,500.00	\$750.00	\$1,750.00
Total	\$75,000.00	\$22,500.00	\$52,500.00

Projected versus Actual

Breakdown by CSJ

Prime Name: Tx Consulting, Inc.			
Contract No.: 01248P8001			
Project Name: FM 2218 and FM 1640			
Project CSJs: 2093-01-009 and 1683-01-034			
Tasks (by Function Code)	Total by Function Code	Total by CSJ: 2093-01-009	Total by CSJ: 1683-01-034
FC 150 Field Surveying	\$25,000.00	\$7,500.00	\$17,500.00
FC 160 Roadway Design	\$35,000.00	\$10,500.00	\$24,500.00
FC 161 Drainage Design	\$5,000.00	\$1,500.00	\$3,500.00
FC 162 Signing, Signal. & Pvmt Makings	\$5,000.00	\$1,500.00	\$3,500.00
FC 163 Miscellaneous Roadway	\$2,500.00	\$750.00	\$1,750.00
FC 164 Project Management	\$2,500.00	\$750.00	\$1,750.00
Total	\$75,000.00	\$22,500.00	\$52,500.00

Projected versus Actual

Texas Department of Transportation



Print Forms | Contact Us | Password | Logout

PS-CAMS -- portal
brought to you by txdot

Bob Smith

Contract Payments

Projected vs Actual

Service Area has a Reference to the Associated Function Codes

Pending action	Chart	Contract #	Work Auth	CSJ	Service Area	Strategy	Fund	Budget
Update Adjusted		01248P8001	01248P8001-1	001501155	PS&E	111	Fund 6	\$50,000.00
					<div style="border: 1px dashed gray; padding: 5px;"> <ul style="list-style-type: none"> 160 Roadway Design Controls (Comp & Draft) 161 Drainage 162 Sign., Pavmt. Mark., Signal. (Permanent) 163 Miscellaneous (Roadway) 164 Mangmt. Ps & E Consult Engin. Constr. 165 Traffic Management System (Permanent) 170 Bridge Design 190 Other P.E., Dist Adver. Bids, Not Clasfid. </div>			
Update Adjusted		01248P8001	01248P8001-1	001501155	Surveying	111	Fund 6	\$25,000.00
Enter Projected		01248P8001	01248P8001-2	000801032	PS&E	111	Fund 6	\$100,000.00
Enter Projected		01248P8001	01248P8001-2	000801032	Surveying	111	Fund 6	\$50,000.00



Projected versus Actual

EXHIBIT D - FEE SCHEDULE

Work Authorization No. 1

Fee Summary

Prime Name: Tx Consulting, Inc.

Contract No.: 01248P8001

Project Name: FM 2218 and FM 1640

Project CSJs: 2093-01-009 and 1683-01-034

Tasks (by Function Code)	Total by Function Code	Total by CSJ: 2093-01-009	Total by CSJ: 1683-01-034
FC 150 Field Surveying	\$25,000.00	\$7,500.00	\$17,500.00
FC 160 Roadway Design	\$35,000.00	\$10,500.00	\$24,500.00
FC 161 Drainage Design	\$5,000.00	\$1,500.00	\$3,500.00
FC 162 Signing, Signal. & Pvmt Makings	\$5,000.00	\$1,500.00	\$3,500.00
FC 163 Miscellaneous Roadway	\$2,500.00	\$750.00	\$1,750.00
FC 164 Project Management	\$2,500.00	\$750.00	\$1,750.00
Total	\$75,000.00	\$22,500.00	\$52,500.00

Breakdown by Service Area

Projected versus Actual

Breakdown of Costs by CSJ and Service Area

EXHIBIT D - FEE SCHEDULE						
Work Authorization No. 1						
Fee Summary						
Prime Name: Tx Consulting, Inc.						
Contract No.: 01248P8001						
Project Name: FM 2218 and FM 1640						
Project CSJs: 2093-01-009 and 1683-01-034						
				Service Area	Consultant Portal Entry	
Tasks (by Function Code)	Total by Function Code	Total by CSJ: 2093-01-009	Total by CSJ: 1683-01-034		Total by CSJ: 2093-01-009	Total by CSJ: 1683-01-034
FC 150 Field Surveying	\$25,000.00	\$7,500.00	\$17,500.00	Survey	\$7,500.00	\$17,500.00
FC 160 Roadway Design	\$35,000.00	\$10,500.00	\$24,500.00	PS&E	\$15,000.00	\$35,000.00
FC 161 Drainage Design	\$5,000.00	\$1,500.00	\$3,500.00			
FC 162 Signing, Signal. & Pvmt Makings	\$5,000.00	\$1,500.00	\$3,500.00			
FC 163 Miscellaneous Roadway	\$2,500.00	\$750.00	\$1,750.00			
FC 164 Project Management	\$2,500.00	\$750.00	\$1,750.00			
Total	\$75,000.00	\$22,500.00	\$52,500.00		\$22,500.00	\$52,500.00

Projected versus Actual

Texas Department of Transportation







[Print Forms](#) | [Contact Us](#) | [Password](#) | [Logout](#)

PS-CAMS -- portal
brought to you by txdot

Bob Smith, Tx Consulting

Contract Payments

Projected vs Actual

Pending action	Chart	Contract #	Work Auth	CSJ	Service Area	Strategy	Fund	Budget
Update Projected		01248P8001	01248P8001-1	001501155	PS&E	111	Fund 6	\$50,000.00
Enter Projected		01248P8001	01248P8001-1	001501155	Surveying	111	Fund 6	\$25,000.00
Update Adjusted		01248P8001	01248P8001-2	000801032	PS&E	111	Fund 6	\$100,000.00
Update Adjusted		01248P8001	01248P8001-2	000801032	Surveying	111	Fund 6	\$50,000.00

Projected versus Actual

Contract Payments

Projected vs Actual

Home / Projected vs Actual

Contract #	Work Auth	Csj	Service Area	Strategy	Fund	Budget
01248P8001	01248P8001-1	001501155	Surveying	111	Fund 6	\$25,000.00

To do: Enter Projected

	Spread	Projected	Adjusted	Spent	Comments
Feb 2012	\$2,857.14	\$	\$0.00	\$0.00	
Mar 2012	\$2,857.14	\$	\$0.00	\$0.00	
Apr 2012	\$2,857.14	\$	\$0.00	\$0.00	
May 2012	\$2,857.14	\$	\$0.00	\$0.00	
Jun 2012	\$2,857.14	\$	\$0.00	\$0.00	
Jul 2012	\$2,857.14	\$	\$0.00	\$0.00	
Aug 2012	\$2,857.16	\$	\$0.00	\$0.00	
Sep 2012	\$416.67	\$	\$0.00	\$0.00	
Oct 2012	\$416.67	\$	\$0.00	\$0.00	
Nov 2012	\$416.67	\$	\$0.00	\$0.00	
Dec 2012	\$416.67	\$	\$0.00	\$0.00	
Jan 2013	\$416.67	\$	\$0.00	\$0.00	
Feb 2013	\$416.67	\$	\$0.00	\$0.00	
Mar 2013	\$416.67	\$	\$0.00	\$0.00	
Apr 2013	\$416.67	\$	\$0.00	\$0.00	
May 2013	\$416.67	\$	\$0.00	\$0.00	
Jun 2013	\$416.67	\$	\$0.00	\$0.00	
Jul 2013	\$416.67	\$	\$0.00	\$0.00	
Aug 2013	\$416.63	\$	\$0.00	\$0.00	
	\$25,000.00	\$0.00	\$0.00	\$0.00	

Enter Projected Cost by Month

Projected versus Actual

Contract #	Work Auth	Csj	Service Area	Strategy	Fund	Budget
01248P8001	01248P8001-1	001501155	Surveying	111	Fund 6	\$25,000.00

To do: **Enter Projected**

	Spread	Projected	Adjusted	Spent	Comments
Feb 2012	\$2,857.14	\$ 500	\$0.00	\$0.00	
Mar 2012	\$2,857.14	\$ 2800	\$0.00	\$0.00	
Apr 2012	\$2,857.14	\$ 3500	\$0.00	\$0.00	
May 2012	\$2,857.14	\$	\$0.00	\$0.00	
Jun 2012	\$2,857.14	\$	\$0.00	\$0.00	
Jul 2012	\$2,857.14	\$	\$0.00	\$0.00	
Aug 2012	\$2,857.16	\$	\$0.00	\$0.00	
Sep 2012	\$416.67	\$	\$0.00	\$0.00	
Oct 2012	\$416.67	\$	\$0.00	\$0.00	
Nov 2012	\$416.67	\$	\$0.00	\$0.00	
Dec 2012	\$416.67	\$	\$0.00	\$0.00	
Jan 2013	\$416.67	\$	\$0.00	\$0.00	
Feb 2013	\$416.67	\$	\$0.00	\$0.00	
Mar 2013	\$416.67	\$	\$0.00	\$0.00	
Apr 2013	\$416.67	\$	\$0.00	\$0.00	
May 2013	\$416.67	\$	\$0.00	\$0.00	
Jun 2013	\$416.67	\$	\$0.00	\$0.00	
Jul 2013	\$416.67	\$	\$0.00	\$0.00	
Aug 2013	\$416.63	\$	\$0.00	\$0.00	
	\$25,000.00	\$6800.00	\$0.00	\$0.00	

Enter Projected Cost by Month


Totals Should Match

When Complete, Click the Submit Button

Note: Please ensure that Projected Total is the same as Spread Total

Submit


Projected versus Actual

Texas Department of Transportation 

[Print Forms](#) | [Contact Us](#) | [Password](#) | [Logout](#)

PS-CAMS -- portal
brought to you by txdot

Bob Smith, Tx Consulting

 **Confirmation**

This confirms that you successfully saved your **Projected Values**.

You can now return to your [Projected vs Actual page](#)

Projected vs Actual

Contract #	Work Auth	Csj	Service Area	Strategy	Fund	Budget
01248P8001	01248P8001-1	001501155	Surveying	111	Fund 6	\$25,000.00

To do: **Update Adjusted**

	Spread	Projected	Adjusted	Spent	Comments
Feb 2012	\$2,857.14	\$500.00	\$ 0	\$0.00	
Mar 2012	\$2,857.14	\$2,800.00	\$ 0	\$0.00	
Apr 2012	\$2,857.14	\$3,500.00	\$ 0	\$0.00	
May 2012	\$2,857.14	\$3,500.00	\$ 0	\$0.00	
Jun 2012	\$2,857.14	\$4,200.00	\$ 0	\$0.00	
Jul 2012	\$2,857.14	\$4,200.00	\$ 0	\$0.00	
Aug 2012	\$2,857.16	\$3,800.00	\$ 0	\$0.00	
Sep 2012	\$416.67	\$1,200.00	\$ 0	\$0.00	
Oct 2012	\$416.67	\$1,200.00	\$ 0	\$0.00	
Nov 2012	\$416.67	\$300.00	\$ 0	\$0.00	
Dec 2012	\$416.67	\$0.00	\$ 0	\$0.00	
Jan 2013	\$416.67	\$0.00	\$ 0	\$0.00	
Feb 2013	\$416.67	\$0.00	\$ 0	\$0.00	
Mar 2013	\$416.67	\$0.00	\$ 0	\$0.00	
Apr 2013	\$416.67	\$0.00	\$ 0	\$0.00	
May 2013	\$416.67	\$0.00	\$ 0	\$0.00	
Jun 2013	\$416.67	\$0.00	\$ 0	\$0.00	
Jul 2013	\$416.67	\$0.00	\$ 0	\$0.00	
Aug 2013	\$416.63	\$0.00	\$ 0	\$0.00	
	\$25,000.00	\$25,000.00	\$0.00	\$0.00	

Note: Please ensure that Adjusted Total is the same as Projected Total

[Submit](#)

Completed Entry

Projected versus Actual – Adjustment Data Entry

Consultant Information Requires Monthly Maintenance

_Update projection to identify spending that is more than or less than the projection.

Spent Amounts are Automatically Inserted in the Adjusted Column

	Spread	Projected	Adjusted	Spent	Comments
Feb 2012	\$1,428.57	\$0.00	\$0.00	\$0.00	
Mar 2012	\$1,428.57	\$500.00	\$0.00	\$0.00	
Apr 2012	\$1,428.57	\$1,500.00	\$2,000.00	\$2,000.00	
May 2012	\$1,428.57	\$1,500.00	\$ 1000	\$0.00	
Jun 2012	\$1,428.57	\$2,000.00	\$ 1000	\$0.00	
Jul 2012	\$1,428.57	\$5,000.00	\$ 2000	\$0.00	
Aug 2012	\$1,428.58	\$5,000.00	\$ 3500	\$0.00	
Sep 2012	\$3,333.33	\$8,000.00	\$ 3500	\$0.00	
Oct 2012	\$3,333.33	\$5,000.00	\$ 8000	\$0.00	
Nov 2012	\$3,333.33	\$5,000.00	\$ 7500	\$0.00	
Dec 2012	\$3,333.33	\$5,000.00	\$ 2500	\$0.00	
Jan 2013	\$3,333.33	\$5,000.00	\$ 2500	\$0.00	
Feb 2013	\$3,333.33	\$3,000.00	\$ 5000	\$0.00	
Mar 2013	\$3,333.33	\$3,000.00	\$ 3500	\$0.00	
Apr 2013	\$3,333.33	\$1,500.00	\$ 3500	\$0.00	
May 2013	\$3,333.33	\$0.00	\$ 3500	\$0.00	
Jun 2013	\$3,333.33	\$1,000.00	\$ 2500	\$0.00	
Jul 2013	\$3,333.33	\$0.00	\$ 250	\$0.00	
Aug 2013	\$3,333.37	\$0.00	\$ 250	\$0.00	
	\$50,000.00	\$50,000.00	\$50000.00	\$2,000.00	

If the Actual Expenditures Differ from the Projection, Adjust the Projected for Future Months

Total Must Match


Projected versus Actual – Adjustment Data Entry

	Spread	Projected	Adjusted	Spent	Comments
Feb 2012	\$1,428.57	\$0.00	\$0.00	\$0.00	<input type="text"/>
Mar 2012	\$1,428.57	\$500.00	\$0.00	\$0.00	<input type="text"/>
Apr 2012	\$1,428.57	\$1,500.00	\$2,000.00	\$2,000.00	<input type="text"/>
May 2012	\$1,428.57	\$1,500.00	\$ 1000	\$0.00	<input type="text"/>
Jun 2012	\$1,428.57	\$2,000.00	\$ 1000	\$0.00	<input type="text"/>
Jul 2012	\$1,428.57	\$5,000.00	\$ 2000	\$0.00	<input type="text"/>
Aug 2012	\$1,428.58	\$5,000.00	\$ 3500	\$0.00	<input type="text"/>
Sep 2012	\$3,333.33	\$8,000.00	\$ 3500	\$0.00	<input type="text"/>
Oct 2012	\$3,333.33	\$5,000.00	\$ 8000	\$0.00	<input type="text"/>
Nov 2012	\$3,333.33	\$5,000.00	\$ 7500	\$0.00	<input type="text"/>
Dec 2012	\$3,333.33	\$5,000.00	\$ 2500	\$0.00	<input type="text"/>
Jan 2013	\$3,333.33	\$5,000.00	\$ 2500	\$0.00	<input type="text"/>
Feb 2013	\$3,333.33	\$3,000.00	\$ 5000	\$0.00	<input type="text"/>
Mar 2013	\$3,333.33	\$3,000.00	\$ 3500	\$0.00	<input type="text"/>
Apr 2013	\$3,333.33	\$1,500.00	\$ 3500	\$0.00	<input type="text"/>
May 2013	\$3,333.33	\$0.00	\$ 3500	\$0.00	<input type="text"/>
Jun 2013	\$3,333.33	\$1,000.00	\$ 2500	\$0.00	<input type="text"/>
Jul 2013	\$3,333.33	\$0.00	\$ 250	\$0.00	<input type="text"/>
Aug 2013	\$3,333.37	\$0.00	\$ 250	\$0.00	<input type="text"/>
	\$50,000.00	\$50,000.00	\$50000.00	\$2,000.00	

Note: Please ensure that Adjusted Total is the same as Projected Total

When Complete, Click the Submit Button


Projected versus Actual – Adjustment Data Entry

Texas Department of Transportation 

[Print Forms](#) | [Contact Us](#) | [Password](#) | [Logout](#)

PS-CAMS -- portal
brought to you by txdot

Bob Smith, Tx Consulting

 **Confirmation**

This confirms that you successfully saved your **Projected Values**.

You can now return to your [Projected vs Actual page](#)

Chart

Texas Department of Transportation





Print Forms | Contact Us | Password | Logout

PS-CAMS -- portal
brought to you by txdot

Bob Smith, Tx Consulting

Contract Payments | Projected vs Actual

View Chart

Pending action	Chart	Contract #	Work Auth	CSJ	Service Area	Strategy	Fund	Budget
Update Adjusted		01248P8001	01248P8001-1	001501155	PS&E	111	Fund 6	\$50,000.00
Update Adjusted		01248P8001	01248P8001-1	001501155	Surveying	111	Fund 6	\$25,000.00
Update Adjusted		01248P8001	01248P8001-2	000801032	PS&E	111	Fund 6	\$100,000.00
Enter Projected		01248P8001	01248P8001-2	000801032	Surveying	111	Fund 6	\$50,000.00

Chart

PS-CAMS -- portal
brought to you by tidot

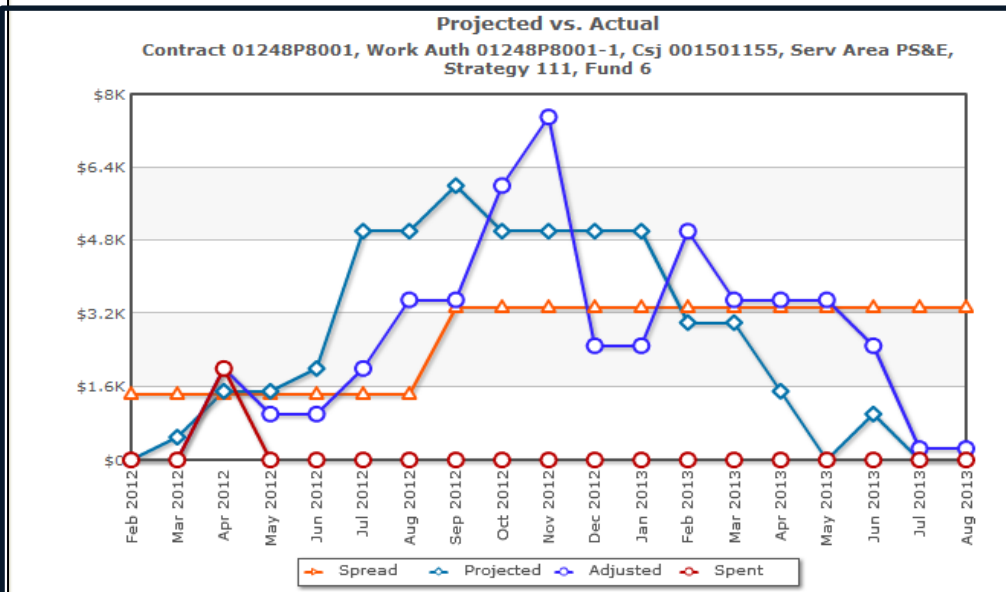
Bob Smith, Tx Consulting

Contract Payments | Projected vs Actual

Home / Projected vs Actual Chart [\[hide options\]](#) [Render Chart](#)

Aggregate Level	Select Item
All Contracts	
Contract	Contracts 01248P8001 1
Work Auth	Work Auths 01248P8001-1 2
CSJ	CSJs 001501155 1
Service Area & Strategy &	Service Areas PS&E 2
Fund	Strategies Strategy 111 1
	Funds Fund 6 1

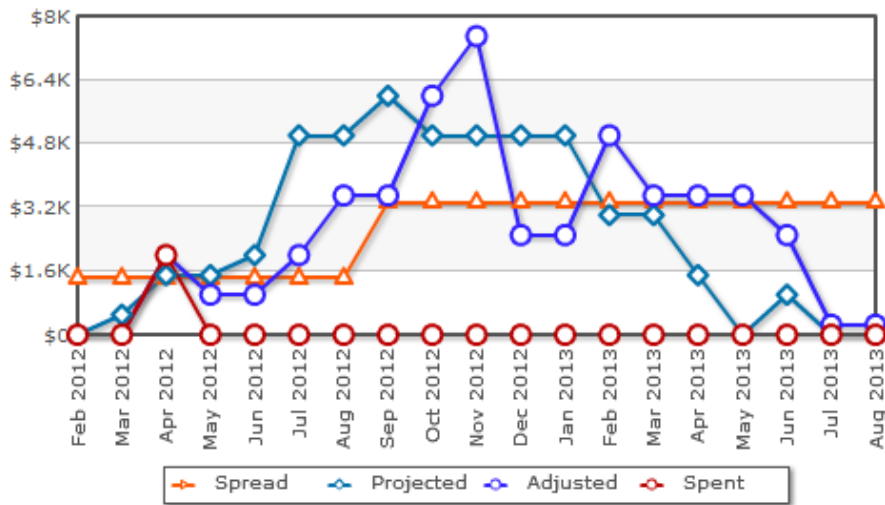
Options for Graphic



Charts

Projected vs. Actual

Contract 01248P8001, Work Auth 01248P8001-1, Csj 001501155, Serv Area PS&E, Strategy 111, Fund 6

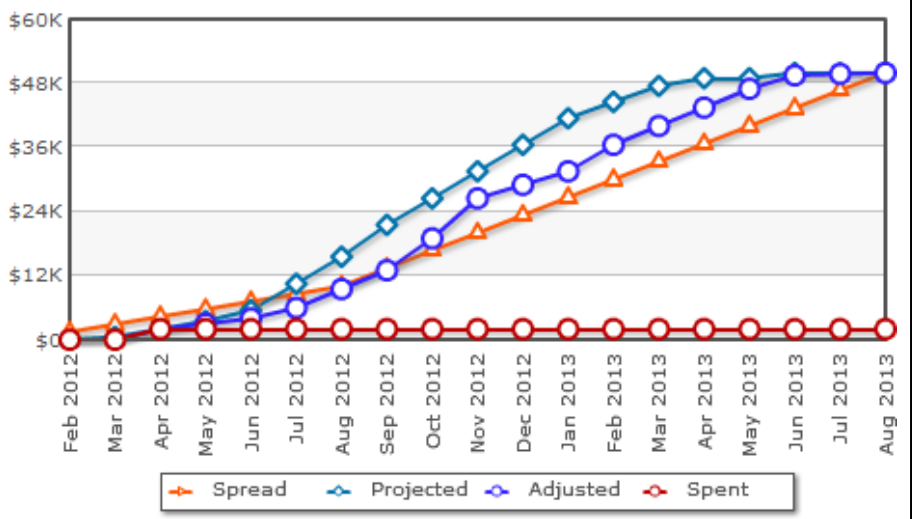


Graph Displays Entered Data

Cumulative Projection Graph

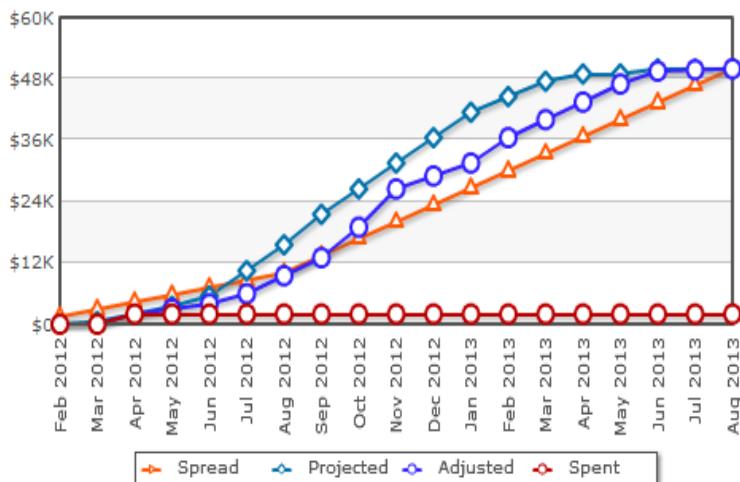
Cumulative Projected vs. Actual

Contract 01248P8001, Work Auth 01248P8001-1, Csj 001501155, Serv Area PS&E, Strategy 111, Fund 6



Cumulative Projected vs. Actual

Contract 01248P8001, Work Auth 01248P8001-1, Csj 001501155,
Serv Area PS&E, Strategy 111, Fund 6



Data Table Displayed at the Bottom of the Screen, Also Exportable to Excel

Projected vs Actual [\[Import into Excel\]](#)

	Spread	Projected	Adjusted	Spent
Feb 2012	1,428.57	0.00	0.00	0.00
Mar 2012	1,428.57	500.00	0.00	0.00
Apr 2012	1,428.57	1,500.00	2,000.00	2,000.00
May 2012	1,428.57	1,500.00	1,000.00	0.00
Jun 2012	1,428.57	2,000.00	1,000.00	0.00
Jul 2012	1,428.57	5,000.00	2,000.00	0.00
Aug 2012	1,428.58	5,000.00	3,500.00	0.00
Sep 2012	3,333.33	6,000.00	3,500.00	0.00
Oct 2012	3,333.33	5,000.00	6,000.00	0.00
Nov 2012	3,333.33	5,000.00	7,500.00	0.00
Dec 2012	3,333.33	5,000.00	2,500.00	0.00
Jan 2013	3,333.33	5,000.00	2,500.00	0.00
Feb 2013	3,333.33	3,000.00	5,000.00	0.00
Mar 2013	3,333.33	3,000.00	3,500.00	0.00
Apr 2013	3,333.33	1,500.00	3,500.00	0.00
May 2013	3,333.33	0.00	3,500.00	0.00
Jun 2013	3,333.33	1,000.00	2,500.00	0.00
Jul 2013	3,333.33	0.00	250.00	0.00
Aug 2013	3,333.37	0.00	250.00	0.00

Cumulative Projected vs Actual [\[Import into Excel\]](#)

	Spread	Projected	Adjusted	Spent
Feb 2012	1,428.57	0.00	0.00	0.00
Mar 2012	2,857.14	500.00	0.00	0.00
Apr 2012	4,285.71	2,000.00	2,000.00	2,000.00
May 2012	5,714.28	3,500.00	3,000.00	2,000.00
Jun 2012	7,142.85	5,500.00	4,000.00	2,000.00
Jul 2012	8,571.42	10,500.00	6,000.00	2,000.00
Aug 2012	10,000.00	15,500.00	9,500.00	2,000.00
Sep 2012	13,333.33	21,500.00	13,000.00	2,000.00
Oct 2012	16,666.66	26,500.00	19,000.00	2,000.00
Nov 2012	19,999.99	31,500.00	26,500.00	2,000.00
Dec 2012	23,333.32	36,500.00	29,000.00	2,000.00
Jan 2013	26,666.65	41,500.00	31,500.00	2,000.00
Feb 2013	29,999.98	44,500.00	36,500.00	2,000.00
Mar 2013	33,333.31	47,500.00	40,000.00	2,000.00
Apr 2013	36,666.64	49,000.00	43,500.00	2,000.00
May 2013	39,999.97	49,000.00	47,000.00	2,000.00
Jun 2013	43,333.30	50,000.00	49,500.00	2,000.00
Jul 2013	46,666.63	50,000.00	49,750.00	2,000.00
Aug 2013	50,000.00	50,000.00	50,000.00	2,000.00

Projected versus Actual - Supplementals

To do: Update Projected

	Spread	Projected	Adjusted	Spent	Comments
Mar 2012	\$5,833.33	\$0.00	\$0.00	\$0.00	
Apr 2012	\$5,833.33	\$7,000.00	\$0.00	\$0.00	
May 2012	\$5,833.33	\$7,000.00	\$0.00	\$0.00	
Jun 2012	\$5,833.33	\$7,000.00	\$0.00	\$0.00	
Jul 2012	\$5,833.33	\$5,000.00	\$0.00	\$0.00	
Aug 2012	\$5,833.35	\$5,000.00	\$17,000.00	\$17,000.00	
Sep 2012	\$1,250.00	\$2,000.00	\$3,500.00	\$0.00	
Oct 2012	\$1,250.00	\$2,000.00	\$3,500.00	\$0.00	
Nov 2012	\$1,250.00	\$2,000.00	\$3,500.00	\$0.00	
Dec 2012	\$1,250.00	\$2,000.00	\$3,500.00	\$0.00	
Jan 2013	\$1,250.00	\$ 2000.00	\$3,500.00	\$0.00	
Feb 2013	\$1,250.00	\$ 2000.00	\$3,500.00	\$0.00	
Mar 2013	\$1,250.00	\$ 2000.00	\$3,500.00	\$0.00	
Apr 2013	\$1,250.00	\$ 2000.00	\$3,500.00	\$0.00	
May 2013	\$1,250.00	\$ 1000.00	\$3,500.00	\$0.00	
Jun 2013	\$1,250.00	\$ 1000.00	\$500.00	\$0.00	
Jul 2013	\$1,250.00	\$ 500.00	\$500.00	\$0.00	
Aug 2013	\$1,250.00	\$ 500.00	\$500.00	\$0.00	
	\$50,000.00	\$50000.00	\$50,000.00	\$17,000.00	

The TxDOT Project Manager will Reopen the Projection Fields for Entry of Cost Project for the Supplemental

Utility Functions - Logout

Texas Department of Transportation

Providing safe, effective and efficient movement of people and goods.



PS-CAMS -- portal
brought to you by txdot

Professional Services - Contract Administration Management System

Logout

Goodbye Bob.
You are now logged out.



Return to [Login Page](#)

Table of Contents

1	Overview	4-23
2	How To Enter HUB/DBE Information	25-39
3	How To Enter Projected vs Actual Information	41-61
4	PS-CAMS Utility Functions	63-64
5	PS-CAMS Contact Information	66-67

Utilities – Forgot Password

Texas Department of Transportation

Providing safe, effective and efficient movement of people and goods.



PS-CAMS -- portal
brought to you by txdot

Professional Services - Contract Administration Management System

Login

Email

Password

Submit

[forgot password?](#)



Texas Department of Transportation

Providing safe, effective and efficient movement of people and goods.



PS-CAMS -- portal
brought to you by txdot

Professional Services - Contract Administration Management System

Enter your email address and you will receive instructions on how to reset your password.

Forgot Password

Email

Submit

COPYRIGHT © 2017 TEXAS DEPARTMENT OF TRANSPORTATION

Utility Functions – Change Password

Texas Department of Transportation



PS-CAMS -- portal
brought to you by txdot

Professional Services - Contract Administration Management System

[Home](#) / [Change Password](#)

Password rules: Minimum 8 characters long, and at least 1 upper case letter and 1 number.

Change Password

Old Password

New Password

Verify Password

Submit

Table of Contents

1	Overview	4-23
2	How To Enter HUB/DBE Information	25-39
3	How To Enter Projected vs Actual Information	41-60
4	PS-CAMS Utility Functions	63-64
5	PS-CAMS Contact Information	66-67

Contact System Administrator

Texas Department of Transportation



[Print Forms](#) | [Contact Us](#) | [Password](#) | [Logout](#)

PS-CAMS -- portal
brought to you by txdot

Bob Smith, Tx Consulting

[Home](#) / [Contact Us](#)

Please let us know how we can assist you.

Contact Us

Contract --Select--

Message

Submit

E-Mail to the System Administrator

Contacts

For Project, Contract, or Work Authorization related Questions, Contact:

- TxDOT Project Manager or
- Administrator of the Contract or Work Authorization

For PS-CAMS related Questions:

- Use the “Contact Us” feature in PS-CAMS or
- Email directly: PEPS_PS-CAMS@txdot.gov
- Call: 512-416-2712 or 512-416-2046