TEXAS TRANSPORTATION COMMISSION

VARIOUS Counties

MINUTE ORDER

VARIOUS Districts

Pursuant to Transportation Code, §§21.108-21.111 and Title 43, Texas Administrative Code, §30.209, the Texas Department of Transportation (department) prepares an Aviation Facilities Development Program identifying the aviation facility requirements, locations, timing, eligibility for funding, and the investment necessary for a statewide system of airports that will provide for the state's air transportation needs.

There continues to be a need for the construction, rehabilitation and upgrading of the state airport system.

As an element of the Aviation Facility Development Program, the department is required to prepare and update a multiyear Aviation Capital Improvement Program (CIP) at least annually. In June, the draft FY 2012-2014 Aviation CIP was submitted to the sponsors of airports included in the Texas airport system for review.

The Texas Aviation Advisory Committee recommended approval of the FY 2012-2014 CIP at its August meeting.

Comments received have been evaluated and, when appropriate, have been addressed in the CIP.

IT IS THEREFORE ORDERED by the commission that the attached FY 2012-2014 Capital Improvement Program (Exhibit A) is hereby adopted and the executive director is authorized to proceed with the development of the airport facilities included in the Capital Improvement Program.

Submitted and reviewed by:

Director, Aviation Division

Recommended by:

Executive Director

112776 AUG 25 11

Minute Number

Date Passed

AVIATION
CAPITAL IMPROVEMENT PROGRAM
2012 – 2014



TEXAS DEPARTMENT OF TRANSPORTATION
AUGUST 2011

TABLE OF CONTENTS

Section	Page
EXECUTIVE SUMMARY	2
Background	2
The Program	3
The 2012-2014 CIP	5
PLANNING	6
Background	6
Texas Airport System Plan	6
TASP Objectives	7
Development Worksheets	8
Regional Meetings	8
Project Priorities	9
PROGRAMMING	10
Aviation Capital Improvement Program	11
Annual Program	11
PROJECT IMPLEMENTATION	12
Project Assistance	12
Financial Assistance	13
2012-2014 CIP PROJECTS	14
About the Projects	14
Financial Summary	15
Index – Aviation CIP Projects	16
Fiscal Year 2012 Projects	20
Fiscal Year 2013 Projects	40
Fiscal Year 2014 Projects	50

Executive Summary

The Texas Department of Transportation (TxDOT) Aviation Capital Improvement Program (CIP) is a plan for general aviation airport development in Texas. It is a detailed listing of potential projects based on the anticipated funding levels of the Federal Aviation Administration (FAA) Airport Improvement Program and the Texas Aviation Facilities Development Program.



The Aviation CIP facilitates general aviation airport development in Texas. Through multi-year programming, the FAA, TxDOT and airport sponsors are able to anticipate airport needs and accommodate changes in project scope, cost, and schedule more easily. The project participants know when projects are scheduled and they can plan for implementation.

Background

Since 1966, the State of Texas has participated in the development of a statewide system of airports by providing grants and loans to communities for aviation facility improvements. In October 1989, the state legislature created the Texas Department of Aviation (TDA) along with an aviation financial aid program, significantly improving the potential for airport development in the state. In 1991, the legislature created the Texas Department of Transportation (TxDOT) and the TDA became the TxDOT Aviation Division. The Texas Transportation Commission directs the actions of the Texas Department of Transportation through policy and program decisions.

By law, the TxDOT is the agent of the state and each political subdivision for the purpose of "applying for, receiving, and disbursing…" federal funds for the benefit of general aviation airports. The legislation allows state funding assistance on federally-funded projects. The state may also fund projects not eligible for federal funding. In addition, the state was selected in 1993 to participate in the State Block Grant Pilot Program which is a federal program giving the state the lead in carrying out the Airport Improvement Program for the non-reliever general aviation airports. In 1996, the State Block Grant Program was made permanent and TxDOT's responsibility was expanded to include the reliever airports as well.

The TxDOT identifies aviation facility requirements, airport locations, and timing for development of non-reliever general aviation airports. Under the State Block Grant Program, the department refines the projects and determines funding eligibility. The chart on the next page shows the procedures used for project development.

The Program

The TxDOT Aviation Capital Improvement Program includes all of the Texas General Aviation airports, including those designated by the FAA as relievers. Certain airports in metropolitan areas are classified as relievers to enhance capacity at major commercial airports. The TxDOT Aviation Division has the programming responsibility for reliever airports.

Project Development Process

AIRPORT SPONSOR	TxDOT	FEDERAL AVIATION ADMINISTRATION
PLANNING		
Prepares airport master plan which includes short-, intermediate-, and long-term development program	Prepares and continually updates Texas Airport System Plan which establishes state aviation priorities.	Maintains an updated National Airport System Plan which outlines development and identifies airports eligible for federal funding
Requests that a specific project be included in the state's Aviation Capital Improvement Program (CIP).	Evaluates the proposed project in terms of its consistency with state aviation policies and investment priorities, federal eligibility, and compliance with federal regulations.	
PROGRAMMING		
Prepares Letter of Interest with project description and cost estimate.	Prepares Aviation CIP for general aviation airports.	Provides support and technical assistance as requested.
Comments on the tentative Aviation CIP.	The Texas Transportation Commission approves the Aviation CIP and funding for each project.	Provides support and technical assistance as requested.
PROJECT		
Enters into an intergovernmental agreement authorizing the TxDOT as agent.	Issues RFP for consultant Selection.	
Selects qualified consultant for project.	Reviews consultant selection for general compliance.	
Reviews project development.	Provides technical assistance to consultant and reviews project results.	
	Assists with acquisition of property and easements needed for projects.	
	Receives requests for payment, disburses project funds, reviews project development and approves project.	

The Aviation CIP is a **tentative** schedule of federal and state airport development projects for the years 2012-2014. Airport needs are categorized by the objective they address. The objectives, in order of importance assigned by the Transportation Commission are:

- Enhance safety
- Preserve existing facilities
- Respond to present needs
- Provide for anticipated needs

The Aviation CIP is developed based on the following assumptions about future, annual federal and state funding:

- approximately $21 million annual federal Airport Improvement Program funding throughout the period, plus $24 million in Non-Primary Entitlement Funds.
- approximately $18 million annual federal discretionary funding throughout the period.
- approximately $16 million annual Texas Aviation Facilities Development Program funding throughout the period.

Because of year-to-year funding uncertainties, overall the TxDOT Aviation Division programs slightly more dollars during each fiscal year than can be funded. During project development, technical analysis may lead to significant changes in project scope, cost, timing, and funding source. Some projects may require additional time for development before implementation, causing them to be postponed. By allowing a small amount of leeway for flexibility, the Aviation Division is able to replace postponed projects with well-developed projects to best use available funding.

Inclusion of a project in the CIP is not a commitment for future funding; however, projects in the CIP are under strong consideration for funding. The Aviation Division will work with the sponsor to develop an acceptable project, assuming the project is consistent with planning and programming standards and priorities. From the Aviation CIP, an annual program of projects is identified. The annual program includes the projects programmed from the first year of the CIP. These projects will be submitted to the Texas Transportation Commission for funding in the upcoming fiscal year. Generally, projects will progress forward through the CIP until actual implementation.

The 2012-2014 CIP

The 2012-2014 CIP represents a significant investment in preserving and expanding the Texas Airport System. Approximately 59% of the funds programmed for this plan are allocated for Safety and Preservation of system airports, primarily Air Traffic Control Towers, Security Enhancements and Pavement Preservation. 41% of the CIP is currently programmed to enhance our system in the form of New or Extended Runways, Expanded Aircraft Parking Aprons and Aircraft Hangar Developments - all based on local demand for increased capacity. This continues our ambitious vision of preserving our system assets while dramatically enhancing safety, capacity and function.

The 2012-2014 CIP currently includes about $229 million of general aviation airport improvement projects. Over the three-year period, this represents programmed project funding of about $174 million federal, $22.7 million state, and $32 million in local contributions.

The Aviation CIP presented here is subject to change. It is based on a series of assumptions regarding future funding, airport sponsor actions, and aviation activity. To the extent that the basis for these assumptions changes, the CIP will require adjustment.

To continue to have the most current program information available, the Current CIP is updated monthly and the most current working version is available via the TxDOT website (www.txdot.gov). The Annual CIP will continue to be published for Transportation Commission approval once a year. The Aviation Division continually receives input from sponsors regarding their airport needs and plans. This information is used in the development of the next CIP.

The Texas Department of Transportation welcomes your comments on this document and the Aviation CIP process. Please contact the TxDOT Aviation Division at the following address:

TxDOT Aviation Division
125 E. 11 th Street
Austin, Texas 78701-2483
(512) 416-4500
(512) 416-4510 (fax)
(800) 68-PILOT

PLANNING

Planning provides a framework within which prudent aviation investment decisions can be made. System-level planning activities are the basis for the Aviation CIP.

Background

The geographic size of Texas and the distance between population centers make air travel in the state a necessity. In addition to serving business and recreational needs, air transportation offers many opportunities for development and diversification of the Texas economy.

General Aviation plays a crucial role in supporting local economies. A growing number of communities have realized that airports are no longer a luxury, but a necessary access link to business and industry. In addition to access benefits, general aviation as an industry has an annual impact exceeding $8.7 billion in Texas. A recently completed analysis of the economic impacts of general aviation estimates that in 2005 the industry generated approximately 61,900 jobs annually in Texas, making general aviation a strong economic contributor.

Texas Airport System Plan

The TxDOT, in cooperation with local airport sponsors and the FAA, has developed a statewide airport system plan--the Texas Airport System Plan (TASP). The TASP includes airports in the FAA National Plan of Integrated Airport Systems (NPIAS), plus other airports deemed necessary for the system. The goal of the plan is to develop a statewide system of airports providing air access to the population and economic centers of Texas.

All projects contained in the CIP are first identified in the state plan. The TxDOT regularly updates its listing of specific airport needs through regional planning meetings held with airport sponsors across the state. A Development Worksheet is maintained for each airport in the state system. These worksheets identify anticipated short-, intermediate-, and long-term improvements. Airport sponsors may request changes to the development worksheets at any time.

During the process of updating the TASP, important aviation-related information is collected, including operations levels and facility conditions. This information also is used in developing the CIP, as is the level of sponsor responsibility regarding airport maintenance and grant compliance.

The state system plan:

- Provides *data and justification* to the FAA for including airports in the NPIAS, thereby making them eligible for federal financial assistance.
- Provides a *basis for coordinated airport planning and development* throughout Texas, reflecting the overall airport system goals.
- Indicates the *role that aviation should play* as an element of the Texas transportation system in connecting population and economic centers.
- Identifies the *general locations, types, and sizes of airport facilities* to enhance air transportation access in Texas communities.

The TASP development process results in the collection of important aviation-related information, including:

- An inventory of existing airport facilities, services, and traffic volumes.
- Analysis of the existing capacity of airports and forecast activity levels.
- An airport classification system with appropriate facility standards.
- A general estimate of needed improvements and their costs at each airport.
- Alternatives for implementation of airport improvements.
- Recommended state legislation and funding for airport improvements.

The current TASP system includes 289 existing and 12 proposed airports. Improvements at each airport are identified in three time frames, based on expected aviation activity:

- Short term; 0-5 years.
- Intermediate term; 6-10 years.
- Long term; 11-20 years.

TASP Objectives

The objective of the state airport system is to provide adequate an, access to the population and economic centers of Texas. Adequate access is expressed in terms of the driving time between activity centers and appropriate airport facilities:

- *Scheduled air carrier service* should be within a 60-minute drive for virtually all Texas residents.
- *Business jet aircraft access* should be with a 30-minute drive of significant population and mineral resource centers.
- *Light piston-engine aircraft access* should be within a 30-minute drive of agricultural centers.

Development Worksheets

A development worksheet is maintained for each airport in the TASP. The Aviation CIP is assembled from projects listed on these worksheets. Projects must be shown on a development worksheet to be included in the CIP. The worksheets contain important data about the facility:

- Airport role and classification
- Planned airport improvements by time frame
- Cost estimates for improvement projects

Airport sponsors may request changes to the development worksheet at any time. The TxDOT Aviation Division reviews these requests for compatibility with the airport role and classification. Appropriate changes are then made on the worksheet. By maintaining an up-to-date worksheet for each airport, the Aviation Division has current knowledge of the aviation improvements needed for the TASP system at any time.

Regional Meetings

In order to ensure local community involvement in airport development, the TxDOT Aviation Division conducts regional meetings throughout Texas. These meetings are held at least once every three to four years at about 60 locations across the state.

Regional meetings are attended by sponsors and users of airports in the vicinity of the meeting site. The Aviation Division provides information on its airport development activities and procedures. Local and regional socioeconomic conditions are reviewed along with the perceived airport improvement needs of each community. Information about each airport in the region is discussed, including:

- Existing airport physical conditions
- Current activity levels
- Status of past or pending improvement projects
- New improvements needed

Based on the information obtained during the regional meetings, the development worksheet for each airport is updated.

Project Priorities

In order to make the best use of limited state and federal airport development funds, the Texas Transportation Commission establishes a priority system that allows the TxDOT Aviation Division to identify projects that meet present system needs. Current priorities are:

- *Safety* --- Projects needed to make the facility safe for aircraft operations.
- *Preservation* --- Projects to preserve the functional or structural integrity of the airport.
- *Standards* --- Improvements required to bring the airport up to design standards for current user aircraft.
- *Upgrade* --- Improvements required to allow the airport to accommodate larger aircraft or longer stage lengths.
- *Capacity* --- Expansion required to accommodate more aircraft or higher activity levels.
- *New Access* --- A new airport providing new air access to a previously unserved area.
- *New Capacity* --- A new airport needed to add capacity or relieve congestion at other area airports.

PROGRAMMING

The Capital Improvement Program (CIP) is an organized statement of the scope and timing of planned improvements at general aviation airports in Texas. The CIP identifies projects eligible for the federal Airport Improvement Program (AIP), and projects eligible for the state facilities development program.

The program consists of a Three-Year CIP. Projects in the second and third years of the program are less defined than projects in the first year of the CIP. The process of developing the program is continuous. Through the CIP and other efforts, the TxDOT Aviation Division resolves investment issues and makes programming decisions. The programming process is conducted on an annual cycle and includes the following elements:

- Obtaining public comments on the program and the process
- Identifying needed projects
- Developing alternative project solutions
- Evaluating and selecting elements of projects
- Evaluating and selecting a program of projects
- Finalizing the program consistent with available funding

The Three-Year CIP provides the basis for the airport investment scheduling activities of the FAA, the TxDOT Aviation Division, and local governments. The program also provides the flexibility needed to deal with a variety of technical changes that become necessary throughout the development of projects. Changes in both project scope and achievable schedule can be accommodated within the CIP.

Aviation Capital Improvement Program

The Aviation CIP identifies specific projects for development over the next three years. Projects are selected from the development worksheets and evaluated based on need. Due to funding limitations, not all items contained in the development worksheets are included in the CIP.

The CIP does not reflect all of the known airport needs and deficiencies, but primarily those which have been identified as needed by sponsors and the TxDOT Aviation Division and which are found to be consistent with the goals of the TASP.

Inclusion of a project in the Aviation CIP is not a commitment for future funding; however, it is an indication to the sponsor that the project is under consideration for funding at a future date. Sponsors will receive a more definite commitment of state funding when a project moves into the first year of the program and is approved by the Texas Transportation Commission. Generally, projects are expected to move forward until entering the first year of the program; however, nonrealization of anticipated funding and increases in project costs may hinder this forward progression.

Annual Program

The Annual Program is identified from projects in the Aviation CIP. The Annual Program includes the projects programmed for the first year of the CIP. The Texas Transportation Commission determines that these projects should be funded during the upcoming fiscal year.

Preliminary implementation begins in the first year for projects to be approved in the second year, including:

- Environmental assessments
- Plans and specifications
- Land acquisition
- Airport Layout Plan and Property Map Preparation

The Annual Program coincides with the FAA schedule for funding availability. Projects that are ready will be moved into the annual program. Projects that are not ready may remain in the second year. Sponsors know in advance whether the project is likely to be funded by its inclusion in the first year of the CIP.

Once a project moves into the first year of the CIP, project implementation begins and overlaps the programming process for the next two years.

PROJECT IMPLEMENTATION

The role of the TxDOT in implementing airport improvement projects is established by the state enabling legislation and department rules. The TxDOT is the agent of the state and sponsor for the purpose of applying for, receiving, and disbursing federal airport development funds. Contracts for project planning, engineering and construction may be negotiated and executed by the department as the sponsor's agent. The department may manage many of the project details. In addition to working closely with the department, sponsors may continue to select consultants.

When a project is moved into the Annual Program it becomes eligible for funding. The program is based on the funding levels authorized by the Texas Legislature and the most likely federal funding levels that can be anticipated. Implementation of the entire program is dependent upon actions and funding that occur at the local, state, and federal levels.

Project Assistance

Accomplishment of the programmed projects depends on airport sponsor actions, funding availability, priorities, and actual project costs. As a participant in the State Block Grant Program, the TxDOT takes a predominant role in the implementation of federal projects. In compliance with state legislation, the department may act as the agent of the sponsor for both state and federal projects, managing many of the project details including:

- Assisting with consultant selections
- Assisting with the property acquisition process
- Reviewing and approving project designs and specifications
- Advertising for bids
- Awarding construction contracts
- Coordinating activities with the FAA as necessary
- Inspecting construction
- Applying for and disbursing funds

Sponsors may continue to select consultants for airport development projects. A TxDOT planner or engineer is assigned to each project for oversight purposes. On-site management of the project is the responsibility of the consultant who submits required progress reports to the department.

Contractor requests for payment come to the TxDOT staff who determine the validity of each billing and authorize payment from the project account. Project expenses on federally-funded projects are paid by the department from a letter of credit established with the FAA. The TxDOT is responsible for the project audit.

Financial Assistance

When projects move into the Annual Program they become eligible for state or federal funding. For the majority of projects the local contribution for both federal and state grants is 10%, although other grant programs have cost-share provisions that require a larger local contribution (e.g. for terminal buildings, the local share is 50 percent and the maximum state share is $500,000).

Typical Federally-Funded and State-Funded Project Cost Distribution

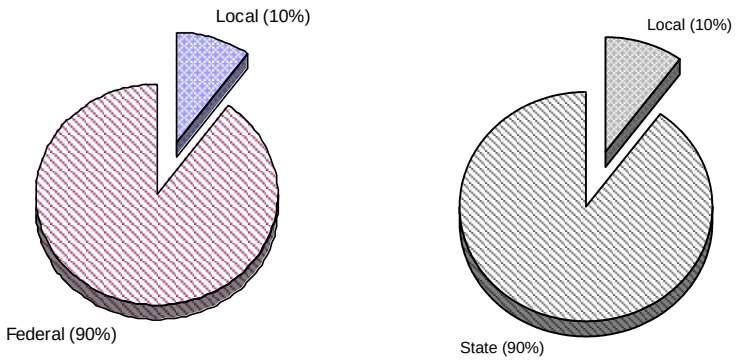

2012-2014 CIP PROJECTS

The following listing presents the projects contained in the Aviation Capital Improvement Program. This list represents the TxDOT Aviation Division's current knowledge of airport needs and potential projects. The projects are organized by year and airport location, indicating the type of work to be performed at each location and the estimated project cost.

About The Projects

The program presented here is the result of a series of projections, judgements, and choices in both policy and technical areas, including:

- Federal policies, laws and regulations
- Policies of the department
- Definition of needs and/or priorities
- Assumptions about future state and federal airport improvement funding
- Assessment of current airport deficiencies
- Anticipation of local airport sponsor actions

The projects in this listing are constantly undergoing further development and refinement due to:

- Refined project scope
- Refined cost estimates
- Scheduling changes due to unforeseen delays or complications such as:
    - Changes in the rate of physical deterioration of facilities
    - Land acquisition problems
    - Environmental problems
    - New standards, policies, rules, laws, etc.
    - Requirements of the FAA, the Texas Transportation Commission, or other agencies

For these and other reasons, **the following projects are subject to change.** If funding levels differ from those assumed here, there will be impacts on both the project scope and the implementation schedule. **Project scope and implementation year may be revised to best fit the overall system needs and existing funding availability.**

Justification may be required for some projects in keeping with the TxDOT Aviation Policies and Standards approved by the Texas Transportation Commission. **Some projects listed in this table may not be implemented due to lack of justification, funding restrictions, or other reasons.**

The Aviation Capital Improvement Program is revised and updated continually. Printed versions of the Annual CIP are available annually for public distribution and are also available via the TxDOT website (www.txdot.gov).

Financial Summary

Of the approximately $229 million of total project costs, the FAA share represents about $174 million. The state share of these costs is approximately $22.7 million, with local airport sponsors responsible for the remaining $32 million.

The following table summarizes the 2012-2014 CIP costs:

(Thousands of Dollars)	Total (Rounded)	FAA Share	TxDOT Share	Airport Sponsor Share
Fiscal Year 2012	$ 104,400	$ 74,000	$ 14,400	$ 15,700
Fiscal Year 2013	75,500	62,200	5,400	8,000
Fiscal Year 2014	49,100	37,800	2,900	8,300
TOTAL	$ 229,000	$ 174,000	$ 22,700	$ 32,000



INDEX BY YEAR - AVIATION CAPITAL IMPROVEMENT PROGRAM - 2012 -- 2014

July 19, 2011

Estimated Project Costs and Fiscal Year in Which Project Will Be Implemented

Associated City	Facility Name	Total	Federal	State	Local	FY	Status
AMARILLO	RANDALL COUNTY (NEW)	3,000,000	0	0	3,000,000	2012	PENDING
ANDREWS	ANDREWS COUNTY	3,068,000	0	2,761,200	306,800	2012	PENDING
ANGLETON/LAKE JACKSON	TEXAS GULF COAST RGNL	1,111,110	999,999	0	111,111	2012	PENDING
ATHENS	ATHENS MUNI	130,000	117,000	0	13,000	2012	PENDING
BIG LAKE	REAGAN COUNTY	632,666	0	569,399	63,267	2012	PENDING
BIG SPRING	BIG SPRING MC MAHON-WRINKLE	380,000	342,000	0	38,000	2012	PENDING
BRIDGEPORT	BRIDGEPORT MUNI	6,450,000	5,805,000	0	645,000	2012	PENDING
BROWNFIELD	TERRY COUNTY	1,234,200	1,110,780	0	123,420	2012	PENDING
BROWNWOOD	BROWNWOOD RGNL	215,000	193,500	0	21,500	2012	PENDING
BRYAN	COULTER FIELD	140,000	0	105,000	35,000	2012	PENDING
BURNET	BURNET MUNI KATE CRADDOCK FIELD	768,000	691,200	0	76,800	2012	PENDING
CANADIAN	HEMPHILL COUNTY	3,988,000	3,589,200	0	398,800	2012	PENDING
DALLAS	ADDISON	8,173,285	7,355,956	0	817,329	2012	PENDING
DALLAS	COLLIN COUNTY RGNL AT MC KINNEY	4,478,782	4,030,904	0	447,878	2012	PENDING
DALLAS	DALLAS EXECUTIVE	318,000	0	286,200	31,800	2012	PENDING
DALLAS	DALLAS EXECUTIVE	2,565,000	2,000,500	0	564,500	2012	PENDING
DENTON	DENTON MUNI	900,000	810,000	0	90,000	2012	PENDING
DENVER CITY	DENVER CITY	765,000	0	688,500	76,500	2012	PENDING
DRYDEN	TERRELL COUNTY	333,500	0	300,150	33,350	2012	PENDING
EDINBURG	SOUTH TEXAS INTL AT EDINBURG	2,249,856	2,024,871	0	224,985	2012	PENDING
EDNA	JACKSON COUNTY	1,055,000	949,500	0	105,500	2012	PENDING
FORT WORTH	FORT WORTH MEACHAM INTL	3,125,000	2,343,750	0	781,250	2012	PENDING
FORT WORTH	FORT WORTH SPINKS	700,000	630,000	0	70,000	2012	PENDING
FREDERICKSBURG	GILLESPIE COUNTY	1,869,000	0	1,682,106	186,894	2012	PENDING
FREDERICKSBURG	GILLESPIE COUNTY	200,000	0	180,000	20,000	2012	PENDING
GALVESTON	SCHOLES INTL AT GALVESTON	1,200,000	1,080,000	0	120,000	2012	PENDING
GALVESTON	SCHOLES INTL AT GALVESTON	100,000	0	90,000	10,000	2012	PENDING
GALVESTON	SCHOLES INTL AT GALVESTON	1,000,000	0	900,000	100,000	2012	PENDING
GILMER	FOX STEPHENS FIELD - GILMER MUNI	842,000	757,800	0	84,200	2012	PENDING
GRANBURY	GRANBURY RGNL	2,777,777	2,500,000	0	277,777	2012	PENDING
HAMILTON	HAMILTON MUNI	525,000	0	472,500	52,500	2012	PENDING
HAMILTON	HAMILTON MUNI	1,010,000	0	789,000	221,000	2012	PENDING
HAMILTON	HAMILTON MUNI	50,000	0	45,000	5,000	2012	PENDING
HONDO	HONDO MUNI	100,000	0	90,000	10,000	2012	PENDING
HONDO	HONDO MUNI	90,000	81,000	0	9,000	2012	PENDING
HONDO	HONDO MUNI	1,040,000	936,000	0	104,000	2012	PENDING
HOUSTON	HOUSTON-SOUTHWEST	1,210,526	1,149,998	0	60,528	2012	PENDING
HOUSTON	LONE STAR EXECUTIVE	12,778,510	10,113,579	0	2,664,931	2012	PENDING

INDEX BY YEAR - AVIATION CAPITAL IMPROVEMENT PROGRAM - 2012 -- 2014

July 19, 2011

Estimated Project Costs and Fiscal Year in Which Project Will Be Implemented

Associated City	Facility Name	Total	Federal	State	Local	FY	Status
HOUSTON	LONE STAR EXECUTIVE	125,000	112,500	0	12,500	2012	PENDING
HOUSTON	PEARLAND RGNL	200,000	190,000	0	10,000	2012	PENDING
HOUSTON	SUGAR LAND RGNL	4,736,163	4,262,548	0	473,615	2012	PENDING
HOUSTON	SUGAR LAND RGNL	1,025,000	922,500	0	102,500	2012	PENDING
HUNTSVILLE	HUNTSVILLE MUNI	640,000	576,000	0	64,000	2012	PENDING
JASPER	JASPER COUNTY-BELL FIELD	295,000	0	265,500	29,500	2012	PENDING
KILLEEN	SKYLARK FIELD	400,000	300,000	0	100,000	2012	PENDING
LANCASTER	LANCASTER RGNL	310,000	0	279,000	31,000	2012	PENDING
LIBERTY	LIBERTY MUNI	50,000	0	45,000	5,000	2012	PENDING
LOCKHART	LOCKHART MUNI	847,000	0	762,300	84,700	2012	PENDING
MARSHALL	HARRISON COUNTY	90,000	81,000	0	9,000	2012	PENDING
MESQUITE	MESQUITE METRO	548,250	458,625	0	89,625	2012	PENDING
MESQUITE	MESQUITE METRO	100,000	90,000	0	10,000	2012	PENDING
MEXIA	MEXIA-LIMESTONE CO	140,000	0	105,000	35,000	2012	PENDING
MIDLAND	MIDLAND AIRPARK	1,236,536	1,112,877	0	123,659	2012	PENDING
MIDLOTHIAN/WAXAHACHIE	MID-WAY RGNL	230,000	207,000	0	23,000	2012	PENDING
MINEOLA/QUITMAN	WOOD COUNTY	130,000	0	117,000	13,000	2012	PENDING
NAVASOTA	NAVASOTA MUNI	958,000	0	862,200	95,800	2012	PENDING
PAMPA	PERRY LEFORS FIELD	600,000	0	300,000	300,000	2012	PENDING
PARIS	COX FIELD	1,530,000	1,377,000	0	153,000	2012	PENDING
PLAINVIEW	HALE COUNTY	180,000	162,000	0	18,000	2012	PENDING
PORT ARANSAS	MUSTANG BEACH	550,000	0	495,000	55,000	2012	PENDING
PORT ARANSAS	MUSTANG BEACH	140,000	0	105,000	35,000	2012	PENDING
SAN ANTONIO	STINSON MUNI	300,000	270,000	0	30,000	2012	PENDING
SAN MARCOS	SAN MARCOS MUNI	380,000	0	342,000	38,000	2012	PENDING
SLATON	SLATON MUNI	659,350	0	593,415	65,935	2012	PENDING
SMITHVILLE	SMITHVILLE CRAWFORD MUNI	523,000	0	470,700	52,300	2012	PENDING
SONORA	SONORA MUNI	585,000	0	526,500	58,500	2012	PENDING
STEPHENVILLE	CLARK FIELD MUNI	1,400,000	1,260,000	0	140,000	2012	PENDING
SWEETWATER	AVENGER FIELD	1,878,000	1,690,200	0	187,800	2012	PENDING
TEMPLE	DRAUGHON-MILLER CENTRAL TEXAS RGNL	2,954,000	2,658,600	0	295,400	2012	PENDING
WACO	MC GREGOR EXECUTIVE	1,215,000	1,093,500	0	121,500	2012	PENDING
WACO	TSTC WACO	1,715,000	1,543,500	0	171,500	2012	PENDING
WESLACO	MID VALLEY	5,860,210	5,274,189	0	586,021	2012	PENDING
WICHITA FALLS	KICKAPOO DOWNTOWN	801,000	720,900	0	80,100	2012	PENDING
WILLS POINT	VAN ZANDT COUNTY RGNL	175,000	0	131,250	43,750	2012	PENDING
ARLINGTON	ARLINGTON MUNI	665,000	598,500	0	66,500	2013	PENDING
ARLINGTON	ARLINGTON MUNI	2,255,000	1,595,000	0	660,000	2013	PENDING
BRECKENRIDGE	STEPHENS COUNTY	1,350,100	1,158,390	0	191,710	2013	PENDING

INDEX BY YEAR - AVIATION CAPITAL IMPROVEMENT PROGRAM - 2012 -- 2014

July 19, 2011

Estimated Project Costs and Fiscal Year in Which Project Will Be Implemented

Associated City	Facility Name	Total	Federal	State	Local	FY	Status
BRENHAM	BRENHAM MUNI	275,000	247,500	0	27,500	2013	PENDING
BROWNWOOD	BROWNWOOD RGNL	2,615,000	2,353,500	0	261,500	2013	PENDING
BRYAN	COULTER FIELD	290,000	261,000	0	29,000	2013	PENDING
BURNET	BURNET MUNI KATE CRADDOCK FIELD	3,347,000	3,012,300	0	334,700	2013	PENDING
CARRIZO SPRINGS	DIMMIT COUNTY	91,000	81,900	0	9,100	2013	PENDING
CARRIZO SPRINGS	DIMMIT COUNTY	984,000	0	885,600	98,400	2013	PENDING
CASTROVILLE	CASTROVILLE MUNI	375,001	0	337,500	37,501	2013	PENDING
CUERO	CUERO MUNI	95,000	85,500	0	9,500	2013	PENDING
DALLAS	ADDISON	6,110,000	5,499,000	0	611,000	2013	PENDING
DALLAS	COLLIN COUNTY RGNL AT MC KINNEY	5,203,000	4,682,700	0	520,300	2013	PENDING
DALLAS	DALLAS EXECUTIVE	575,000	517,500	0	57,500	2013	PENDING
DALLAS	DALLAS EXECUTIVE	2,100,000	0	1,890,000	210,000	2013	PENDING
GRANBURY	GRANBURY RGNL	1,222,222	1,099,999	0	122,223	2013	PENDING
HOUSTON	HOUSTON-SOUTHWEST	2,263,158	2,150,001	0	113,157	2013	PENDING
HOUSTON	SUGAR LAND RGNL	2,175,000	1,957,500	0	217,500	2013	PENDING
HOUSTON	SUGAR LAND RGNL	10,539,000	9,485,100	0	1,053,900	2013	PENDING
HUNTSVILLE	HUNTSVILLE MUNI	2,800,000	2,520,000	0	280,000	2013	PENDING
JASPER	JASPER COUNTY-BELL FIELD	2,136,690	1,923,021	0	213,669	2013	PENDING
KINGSVILLE	KLEBERG COUNTY	4,765,000	4,288,500	0	476,500	2013	PENDING
LIBERTY	LIBERTY MUNI	220,000	198,000	0	22,000	2013	PENDING
MARSHALL	HARRISON COUNTY	1,059,000	953,100	0	105,900	2013	PENDING
MARSHALL	HARRISON COUNTY	100,000	0	50,000	50,000	2013	PENDING
MIDLOTHIAN/WAXAHACHIE	MID-WAY RGNL	1,955,000	1,759,500	0	195,500	2013	PENDING
MINEOLA/QUITMAN	WOOD COUNTY	1,266,000	0	1,139,400	126,600	2013	PENDING
MOUNT VERNON	FRANKLIN COUNTY	60,000	54,000	0	6,000	2013	PENDING
NEW BRAUNFELS	NEW BRAUNFELS MUNI	4,720,000	4,248,000	0	472,000	2013	PENDING
PAMPA	PERRY LEFORS FIELD	415,000	373,500	0	41,500	2013	PENDING
PLAINVIEW	HALE COUNTY	476,000	428,400	0	47,600	2013	PENDING
PORT ARANSAS	MUSTANG BEACH	670,498	0	603,449	67,049	2013	PENDING
PORT ARANSAS	MUSTANG BEACH	80,000	0	72,000	8,000	2013	PENDING
SAN ANTONIO	STINSON MUNI	545,000	490,500	0	54,500	2013	PENDING
SAN MARCOS	SAN MARCOS MUNI	3,940,000	3,546,000	0	394,000	2013	PENDING
SAN MARCOS	SAN MARCOS MUNI	1	0	0	1	2013	PENDING
SPEARMAN	MAJOR SAMUEL B CORNELIUS FIELD	380,000	0	342,000	38,000	2013	PENDING
STEPHENVILLE	CLARK FIELD MUNI	3,199,250	2,879,325	0	319,925	2013	PENDING
TEMPLE	DRAUGHON-MILLER CENTRAL TEXAS RGNL	4,114,450	3,703,005	0	411,445	2013	PENDING
WICHITA FALLS	KICKAPOO DOWNTOWN	50,000	45,000	0	5,000	2013	PENDING
WINTERS	WINTERS MUNI	38,000	0	34,200	3,800	2013	PENDING
BRYAN	COULTER FIELD	940,000	837,000	5,000	98,000	2014	PENDING

INDEX BY YEAR - AVIATION CAPITAL IMPROVEMENT PROGRAM - 2012 -- 2014

July 19, 2011

Estimated Project Costs and Fiscal Year in Which Project Will Be Implemented

Associated City	Facility Name	Total	Federal	State	Local	FY	Status
BURNET	BURNET MUNI KATE CRADDOCK FIELD	3,524,000	3,171,600	0	352,400	2014	PENDING
CUERO	CUERO MUNI	480,000	432,000	0	48,000	2014	PENDING
GRANBURY	GRANBURY RGNL	12,830,001	9,228,542	0	3,601,459	2014	PENDING
HOUSTON	HOUSTON-SOUTHWEST	2,326,313	2,209,996	0	116,317	2014	PENDING
HOUSTON	SUGAR LAND RGNL	5,789,069	5,210,163	0	578,906	2014	PENDING
LANCASTER	LANCASTER RGNL	3,800,000	3,315,500	0	484,500	2014	PENDING
LANCASTER	LANCASTER RGNL	1,000,000	0	500,000	500,000	2014	PENDING
MARSHALL	HARRISON COUNTY	1,000,000	0	500,000	500,000	2014	PENDING
MOUNT VERNON	FRANKLIN COUNTY	499,327	449,392	0	49,935	2014	PENDING
NEW BRAUNFELS	NEW BRAUNFELS MUNI	320,000	288,000	0	32,000	2014	PENDING
PAMPA	PERRY LEFORS FIELD	4,507,076	4,056,368	0	450,708	2014	PENDING
PLAINVIEW	HALE COUNTY	3,844,000	3,459,600	0	384,400	2014	PENDING
SAN ANTONIO	STINSON MUNI	1,699,999	1,229,999	0	470,000	2014	PENDING
SAN ANTONIO	STINSON MUNI	3,130,000	2,817,000	0	313,000	2014	PENDING
SAN MARCOS	SAN MARCOS MUNI	300,000	270,000	0	30,000	2014	PENDING
SPEARMAN	MAJOR SAMUEL B CORNELIUS FIELD	1,835,000	0	1,651,500	183,500	2014	PENDING
WICHITA FALLS	KICKAPOO DOWNTOWN	1,000,000	900,000	0	100,000	2014	PENDING
WINTERS	WINTERS MUNI	310,000	0	279,000	31,000	2014	PENDING
	Totals:	$228,733,876	$174,045,877	$22,648,569	$32,039,430		

FEDERAL & STATE FY 2012 *Federal FY 2012 (October 2011 - September 2012)/State FY 2012 (September 2011 - August 2012)*

City & Airport	Project Description		Project Costs Total	Federal	State	Local
AMARILLO						
RANDALL COUNTY (NEW)						
	Acquire land for new airport		3,000,000	0	0	3,000,000
		Project Totals:	**$ 3,000,000**	**$ 0**	**$ 0**	**$ 3,000,000**
ANDREWS						
ANDREWS COUNTY						
	Replace airfield signage		174,000	0	156,600	17,400
	Rehabilitate hangar access TWs (24,540 sy		154,000	0	138,600	15,400
	Rehabilitate TW H (535 x 25)		17,000	0	15,300	1,700
	Rehabilitate terminal apron (8020 sy)		55,000	0	49,500	5,500
	Rehabilitate RW 16-34 (6760 x 75)		457,000	0	411,300	45,700
	Rehabilitate RW 2-20 (2939 x 75)		230,000	0	207,000	23,000
	Improve drainage at TW A		349,000	0	314,100	34,900
	Rehabilitate TW F (190 x 30)		7,000	0	6,300	700
	Rehabilitate TW B (180 x 40)		10,000	0	9,000	1,000
	Rehabilitate TW G (495 x 30)		14,000	0	12,600	1,400
	Mark RW 2-20 (26,600 sf)		27,000	0	24,300	2,700
	Mark RW 16-34 (30,435 sf)		30,000	0	27,000	3,000
	Construct concrete fueling apron (525 sy)		58,000	0	52,200	5,800
	Rehabilitate TW E (190 x 30)		8,000	0	7,200	800
	Rehabilitate TW A (4865 x 40)		195,000	0	175,500	19,500
	Rehabilitate TW D (17,151 sy)		154,000	0	138,600	15,400
	Contingency, admin., RPR, etc.		578,000	0	520,200	57,800
	Replace MIRLs RW 2-20 (2939 lf)		202,000	0	181,800	20,200
	Replace MIRLs RW 16-34 (5816 lf)		339,000	0	305,100	33,900
	Rehabilitate TW C (180 x 40)		10,000	0	9,000	1,000
		Project Totals:	**$ 3,068,000**	**$ 0**	**$ 2,761,200**	**$ 306,800**
ANGLETON/LAKE JACKSON						
TEXAS GULF COAST RGNL						
	Construct New Terminal Building (NPE)		1,111,110	999,999	0	111,111
		Project Totals:	**$ 1,111,110**	**$ 999,999**	**$ 0**	**$ 111,111**

FEDERAL & STATE FY 2012 *Federal FY 2012 (October 2011 - September 2012)/State FY 2012 (September 2011 - August 2012)*

City & Airport	Project Description		Project Costs Total	Federal	State	Local
ATHENS						
ATHENS MUNI						
	Acquire Land for South RPZ & TSS (1.05 acres) in easement		5,000	4,500	0	500
	Environmental for Land Acquisition		15,000	13,500	0	1,500
	Acquire Land for South RPZ & TSS (6.07 acres) in fee		60,000	54,000	0	6,000
	Acquire Land for North RPZ & TSS (5.31 acres) in easement		15,000	13,500	0	1,500
	Acquire Land for North RPZ & TSS (3.56 acres) in fee		35,000	31,500	0	3,500
		Project Totals:	**$ 130,000**	**$ 117,000**	**$ 0**	**$ 13,000**
BIG LAKE						
REAGAN COUNTY						
	Rehabilitate stub TW (225x35) - 875 sy		5,200	0	4,680	520
	Rehabilitate TW B (1200 sy)		7,000	0	6,300	700
	Rehabilitate RW 16-34 (4031 x 50)		131,000	0	117,900	13,100
	Clearing & grubbing		10,000	0	9,000	1,000
	Install game fencing (17,000 lf)		238,000	0	214,200	23,800
	Contingency/mobilization/RPR, etc.		145,766	0	131,189	14,577
	Mark TWs (4200 sf)		2,700	0	2,430	270
	Rehabilitate apron (200x150) - 3,333 sy		19,500	0	17,550	1,950
	Replace/upgrade lighted windcone & segmented circle		20,000	0	18,000	2,000
	Rehabilitate & mark stub TW A (500 sy)		3,000	0	2,700	300
	Mark RW 16-34 (20,906 sf)		14,000	0	12,600	1,400
	Rehabilitate & mark hangar access TWs (630 x 30)		12,500	0	11,250	1,250
	Install 20 ft. security gate/controlled access		24,000	0	21,600	2,400
		Project Totals:	**$ 632,666**	**$ 0**	**$ 569,399**	**$ 63,267**
BIG SPRING						
BIG SPRING MC MAHON-WRINKLE						
	Contingency, Admin for Terminal Apron PVMT		90,000	81,000	0	9,000
	Rehab and Strengthen Terminal Area Apron (175x400, 30K SW)		290,000	261,000	0	29,000
		Project Totals:	**$ 380,000**	**$ 342,000**	**$ 0**	**$ 38,000**

FEDERAL & STATE FY 2012 *Federal FY 2012 (October 2011 - September 2012)/State FY 2012 (September 2011 - August 2012)*

City & Airport	Project Description		Project Costs Total	Federal	State	Local
BRIDGEPORT						
BRIDGEPORT MUNI						
	Overlay cross TWs (1200 x 35)		230,000	207,000	0	23,000
	Widen RW 17-35 (4000 x 15)		1,100,000	990,000	0	110,000
	Replace MIRLs (5000 lf)		310,000	279,000	0	31,000
	Extend RW 17-35 (1000 x 75)		1,100,000	990,000	0	110,000
	Overlay apron (250 x 350)		370,000	333,000	0	37,000
	Overlay RW 17-35 (4000 x 60)		990,000	891,000	0	99,000
	Install PAPI-2 RW 17-35		100,000	90,000	0	10,000
	Relocate parallel TW (6000 x 35)		2,000,000	1,800,000	0	200,000
	Contingency, admin. fees, etc.		200,000	180,000	0	20,000
	Mark RW 17-35 (13,209 sf)		50,000	45,000	0	5,000
		Project Totals:	**$ 6,450,000**	**$ 5,805,000**	**$ 0**	**$ 645,000**
BROWNFIELD						
TERRY COUNTY						
	Rehabilitate & mark RW 13-31 (2761 x 75)		218,000	196,200	0	21,800
	Rehabilitate & repair apron (15,900 sy)		137,000	123,300	0	13,700
	Install MIRLs RW 13-31 (2765 lf)		224,000	201,600	0	22,400
	Rehabilitate (crack seal) Taxiway B		6,700	6,030	0	670
	Replace rotating beacon & tower		37,000	33,300	0	3,700
	Construct access TW and aprons for West side hangars		100,500	90,450	0	10,050
	Rehabilitate & mark north hangar access TW (1090 x 30)		98,000	88,200	0	9,800
	Contingency, admin. fees, RPR, etc.		276,000	248,400	0	27,600
	Extend existing apron south around T-Hangars		79,000	71,100	0	7,900
	Reconstruct west side hangar access TW (1760 sy)		58,000	52,200	0	5,800
		Project Totals:	**$ 1,234,200**	**$ 1,110,780**	**$ 0**	**$ 123,420**
BROWNWOOD						
BROWNWOOD RGNL						
	Engineering/design for RW rehabilitation		215,000	193,500	0	21,500
		Project Totals:	**$ 215,000**	**$ 193,500**	**$ 0**	**$ 21,500**

City & Airport	Project Description	Project Costs Total	Federal	State	Local
BRYAN					
COULTER FIELD					
	Install AWOS	140,000	0	105,000	35,000
	Project Totals:	**$ 140,000**	**$ 0**	**$ 105,000**	**$ 35,000**
BURNET					
BURNET MUNI KATE CRADDOCK FIELD					
	Engineering/design for RW/TW	668,000	601,200	0	66,800
	Engineering/Design for Terminal Apron Expansion/Fuel Farm Relocation	100,000	90,000	0	10,000
	Project Totals:	**$ 768,000**	**$ 691,200**	**$ 0**	**$ 76,800**
CANADIAN					
HEMPHILL COUNTY					
	Install lighted windcone	15,000	13,500	0	1,500
	Install erosion/sedimentation controls	60,000	54,000	0	6,000
	Reconstruct & widen RW 18-36 (3000 x 60)	1,101,000	990,900	0	110,100
	Overlay RW 4-22 (5000 x 75)	1,400,000	1,260,000	0	140,000
	Install RW guidance signs (9 signs)	60,000	54,000	0	6,000
	Mark RW 18-36	7,000	6,300	0	700
	Mark RW 4-22 (25,200 sf)	25,000	22,500	0	2,500
	Rehabilitate & mark stub TW B (410 x 40)	17,000	15,300	0	1,700
	Rehabilitate & mark TW A to RW 22 (1870 x 35)	55,000	49,500	0	5,500
	Improve drainage for the apron/hangar access.(culvert/ditch)	30,000	27,000	0	3,000
	Rehabilitate hangar access Tws (9070 sy)	90,000	81,000	0	9,000
	Install MIRL RW 18-36 (3000 lf)	190,000	171,000	0	19,000
	Install/upgrade MITL to ramp area (500 lf)	25,000	22,500	0	2,500
	Replace MIRLs RW 4-22 (5000 lf)	318,000	286,200	0	31,800
	Rehabilitate apron (3900 sy)	44,000	39,600	0	4,400
	Contingency, admin. fees, RPR, etc.	551,000	495,900	0	55,100
	Project Totals:	**$ 3,988,000**	**$ 3,589,200**	**$ 0**	**$ 398,800**
DALLAS					
ADDISON					
	TXWY Alpha - Electrical Improvements	1,133,135	1,019,821	0	113,314

FEDERAL & STATE FY 2012 *Federal FY 2012 (October 2011 - September 2012)/State FY 2012 (September 2011 - August 2012)*

City & Airport	Project Description	Project Costs			
		Total	**Federal**	**State**	**Local**
DALLAS					
ADDISON					
	TXWY Alpha - In Pavement Apron/TXWY Lighting (1650)(D)	83,000	74,700	0	8,300
	Fuel Farm Apron reconstruction (concrete 1733 sy)	229,000	206,100	0	22,900
	TXWY Alpha - In Apron taxiway lighting fixture	24,850	22,365	0	2,485
	Contingency, admin. fees, RPR, etc.(PH I)(D)	770,000	693,000	0	77,000
	TXWY Alpha - Overlay (3050 x50) (D)	212,500	191,250	0	21,250
	Construct RW 33 South A/C Holding Bay (concrete 4300 sy)	780,000	702,000	0	78,000
	Reconstruct/overlay TXWY Tango (800 x 35)	342,000	307,800	0	34,200
	RW 15 North A/C Holding Bay (construction/reconfigure) (D)	659,800	593,820	0	65,980
	TXWY Alpha - Reconstruction (3700 x 50)(D)	3,469,000	3,122,100	0	346,900
	Contingency, admin.fees, RPR, etc (PH II)	470,000	423,000	0	47,000
.	**Project Totals:**	**$ 8,173,285**	**$ 7,355,956**	**$ 0**	**$ 817,329**
DALLAS					
COLLIN COUNTY RGNL AT MC KINNEY					
	Reimbursement for 79.6 acre tract south of airport (D)	2,200,000	1,980,000	0	220,000
	Reimbursement for Environmental Assessment for replacement runway (D)	578,782	520,904	0	57,878
	Phase 2 - remainder of land reimbursement 77 acre parcel for replacement runway (D)	1,700,000	1,530,000	0	170,000
.	**Project Totals:**	**$ 4,478,782**	**$ 4,030,904**	**$ 0**	**$ 447,878**
DALLAS					
DALLAS EXECUTIVE					
	Engineering/Design for Pavement Rehabilitation	318,000	0	286,200	31,800
	Project Totals:	**$ 318,000**	**$ 0**	**$ 286,200**	**$ 31,800**
DALLAS					
DALLAS EXECUTIVE					
	Install fencing south perimeter (5700 lf) w/ clearing, 2 gates w/ razor wire top	370,000	333,000	0	37,000
	Install fencing north perimeter (7250 lf) w/ razor wire top, 2 gates	475,000	427,500	0	47,500
	Construct light duty perimeter road (13,200 x 12) w/ culverts & ditch	220,000	110,000	0	110,000
	Construct asphalt airfield service road (6450 x 12) w/ culverts & ditches	550,000	275,000	0	275,000
	Install fencing east/west perimeter (13, 050 lf) clearing, 3 gates, w/razor wire top	850,000	765,000	0	85,000

FEDERAL & STATE FY 2012 *Federal FY 2012 (October 2011 - September 2012)/State FY 2012 (September 2011 - August 2012)*

City & Airport	Project Description		Project Costs Total	Federal	State	Local
DALLAS						
DALLAS EXECUTIVE						
	Clear brush along north perimeter (20 ac)		100,000	90,000	0	10,000
		Project Totals:	**$ 2,565,000**	**$ 2,000,500**	**$ 0**	**$ 564,500**
DENTON						
DENTON MUNI						
	Install apron lighting/fencing		30,000	27,000	0	3,000
	Drainage improvements		5,000	4,500	0	500
	Demolition of pavement & utilities		15,000	13,500	0	1,500
	Install tiedowns & mark apron		50,000	45,000	0	5,000
	Contingency, admin. fees, RPR, etc.		120,000	108,000	0	12,000
	Expand apron north of terminal building (5700 sy)		680,000	612,000	0	68,000
		Project Totals:	**$ 900,000**	**$ 810,000**	**$ 0**	**$ 90,000**
DENVER CITY						
DENVER CITY						
	Replace LIRL with MIRL RW 4-22 (5780 lf), install rotating beacon and lighted windcone		154,000	0	138,600	15,400
	Rehabilitate hangar access TWs (8400 sy)		53,000	0	47,700	5,300
	Contingency, Admin., RPR, etc.		131,000	0	117,900	13,100
	Rehabilitate RW 4-22 (5780 x 50)		205,000	0	184,500	20,500
	Rehabilitate apron (9220 sy)		54,000	0	48,600	5,400
	Rehabilitate stub TW (55 x 385)		16,000	0	14,400	1,600
	Rehabilitate RW 8-26 (3960 x 45)		128,000	0	115,200	12,800
	Mark RW 8-26 (11,500 sf)		11,000	0	9,900	1,100
	Mark RW 4-22 (14,000 sf)		13,000	0	11,700	1,300
		Project Totals:	**$ 765,000**	**$ 0**	**$ 688,500**	**$ 76,500**
DRYDEN						
TERRELL COUNTY						
	Install emergency generator		30,000	0	27,000	3,000
	Replace LIRLs w/MIRLs RW 13-31 (4525 lf)		230,000	0	207,000	23,000
	Replace Rotating Beacon & Tower		30,000	0	27,000	3,000

FEDERAL & STATE FY 2012 *Federal FY 2012 (October 2011 - September 2012)/State FY 2012 (September 2011 - August 2012)*

City & Airport	Project Description		Project Costs Total	Federal	State	Local
DRYDEN						
TERRELL COUNTY						
	Testing, RPR, Contingency for Lighting Project		43,500	0	39,150	4,350
		Project Totals:	**$ 333,500**	**$ 0**	**$ 300,150**	**$ 33,350**
EDINBURG						
SOUTH TEXAS INTL AT EDINBURG						
	Contingency, admin fees, RPR, etc.		521,856	469,671	0	52,185
	Construct parallel TW B (5000 x 35)		1,358,000	1,222,200	0	135,800
	Reconstruct TW P (345 x 35)		124,000	111,600	0	12,400
	Install signage TW Q		12,000	10,800	0	1,200
	Install erosion/sedimentation controls		77,000	69,300	0	7,700
	Construct TW Q (345 x 35)		157,000	141,300	0	15,700
		Project Totals:	**$ 2,249,856**	**$ 2,024,871**	**$ 0**	**$ 224,985**
EDNA						
JACKSON COUNTY						
	Rehabilitate RW 14-32 (3393 x 70)		205,000	184,500	0	20,500
	Rehabilitate parallel and cross TWs (14,000 sy)		130,000	117,000	0	13,000
	Contingency, admin. RPR, etc.		150,000	135,000	0	15,000
	Reconstruct apron (100 x 200)		510,000	459,000	0	51,000
	Rehabilitate hangar access taxiway (3500 sy)		40,000	36,000	0	4,000
	Mark RW 14-32 (21,900 sf)		20,000	18,000	0	2,000
		Project Totals:	**$ 1,055,000**	**$ 949,500**	**$ 0**	**$ 105,500**
FORT WORTH						
FORT WORTH MEACHAM INTL						
	Reconstruct apron A east of TW E (25,000 sy)		3,125,000	2,343,750	0	781,250
		Project Totals:	**$ 3,125,000**	**$ 2,343,750**	**$ 0**	**$ 781,250**
FORT WORTH						
FORT WORTH SPINKS						
	Contingency, admin. fees, RPR, etc.		150,000	135,000	0	15,000
	Construct connecting TW to new NE apron (254 x 35)		85,000	76,500	0	8,500

FEDERAL & STATE FY 2012 *Federal FY 2012 (October 2011 - September 2012)/State FY 2012 (September 2011 - August 2012)*

City & Airport	Project Description	Project Costs Total	Federal	State	Local
FORT WORTH					
FORT WORTH SPINKS					
	Construct new apron NE side (290 x 215)	465,000	418,500	0	46,500
	Project Totals:	**$ 700,000**	**$ 630,000**	**$ 0**	**$ 70,000**
FREDERICKSBURG					
GILLESPIE COUNTY					
	Rehabilitate hangar access TWs (28,430 sy)	77,898	0	70,109	7,789
	Rehabilitate/repair parallel TW (5960 x 35) & TW B, C & D (2158 sy)	213,754	0	192,379	21,375
	Rehabilitate north apron (17,230 sy)	47,210	0	42,489	4,721
	Mark RW 14-32 (29,700 sf)	18,200	0	16,380	1,820
	Rehabilitate RW 14-32 (5000 x 75)	200,028	0	180,026	20,002
	Rehabilitate terminal apron (1100 x 235)	78,825	0	70,943	7,882
	Contingency, admin. fees, RPR, etc.	434,263	0	390,837	43,426
	Install game proof fencing (1652 lf) NE area	19,824	0	17,842	1,982
	Replace MIRLs RW 14-32 (5000 lf)	162,520	0	146,268	16,252
	Bid Alternate (Contingency, AWOS access road, NE T-hangar apron, LED MIRLs) PER review	244,146	0	219,732	24,414
	Erosion control	10,975	0	9,878	1,097
	Relocate & upgrade AWOS to south end for apron expansion & access road	54,258	0	48,833	5,425
	Construct helicopter parking ramp (235 x 75)	307,099	0	276,390	30,709
	Project Totals:	**$ 1,869,000**	**$ 0**	**$ 1,682,106**	**$ 186,894**
FREDERICKSBURG					
GILLESPIE COUNTY					
	Reimburse easement RW 14 (4.61 ac) golf course	200,000	0	180,000	20,000
	Project Totals:	**$ 200,000**	**$ 0**	**$ 180,000**	**$ 20,000**
GALVESTON					
SCHOLES INTL AT GALVESTON					
	Construct S hangar development area Phase 1 (11,300 sy)	1,000,000	900,000	0	100,000
	Contingency, admin.fees, RPR, etc. for south apron	200,000	180,000	0	20,000
	Project Totals:	**$ 1,200,000**	**$ 1,080,000**	**$ 0**	**$ 120,000**

FEDERAL & STATE FY 2012 *Federal FY 2012 (October 2011 - September 2012)/State FY 2012 (September 2011 - August 2012)*

City & Airport	Project Description	Project Costs Total	Federal	State	Local
GALVESTON					
SCHOLES INTL AT GALVESTON					
	Business Plan	100,000	0	90,000	10,000
	Project Totals:	**$ 100,000**	**$ 0**	**$ 90,000**	**$ 10,000**
GALVESTON					
SCHOLES INTL AT GALVESTON					
	Replace PCC slabs & clean joints north apron (Phase 3-already designed Klotz)	1,000,000	0	900,000	100,000
	Project Totals:	**$ 1,000,000**	**$ 0**	**$ 900,000**	**$ 100,000**
GILMER					
FOX STEPHENS FIELD - GILMER MUNI					
	Environmental Assessment for West side OFA acquisition	75,000	67,500	0	7,500
	Acquire avigation esmt for trans. surface (600'x6,400') West side	409,000	368,100	0	40,900
	Acquire land for OFA RW 18-36 (26 acres) West side	358,000	322,200	0	35,800
	Project Totals:	**$ 842,000**	**$ 757,800**	**$ 0**	**$ 84,200**
GRANBURY					
GRANBURY RGNL					
	Credit for 2011 Environmental Assessment (Sponsor funded 2006)	64,400	57,960	0	6,440
	Credit for 2011 Modify Traffic Control Luminaries @ US377&Loop 567	80,000	72,000	0	8,000
	Credit for 2011 Engineering/Design for RW1/19 Construction	348,000	313,200	0	34,800
	Credit for 2011 Land Acquisition for new RWY 1-19	2,285,377	2,056,840	0	228,537
.	**Project Totals:**	**$ 2,777,777**	**$ 2,500,000**	**$ 0**	**$ 277,777**
HAMILTON					
HAMILTON MUNI					
	Rehabilitate & mark partial parallel TW (1100 x 35) & north TW (850 x 35)	70,000	0	63,000	7,000
	Rehabilitate RW 18-36 (5000 x 75)	265,000	0	238,500	26,500
	Rehabilitate & mark terminal apron (6900 sy)	55,000	0	49,500	5,500
	Contingency	65,000	0	58,500	6,500
	Mark RW 18-36 (29,897 sf) NPI	35,000	0	31,500	3,500
	Rehabilitate hangar access TWs	35,000	0	31,500	3,500
	Project Totals:	**$ 525,000**	**$ 0**	**$ 472,500**	**$ 52,500**

FEDERAL & STATE FY 2012 *Federal FY 2012 (October 2011 - September 2012)/State FY 2012 (September 2011 - August 2012)*

City & Airport	Project Description		Project Costs Total	Federal	State	Local
HAMILTON						
HAMILTON MUNI						
	Construct New Hangar Access Taxiway		130,000	0	117,000	13,000
	Engineer and Design Hangar Access Taxiway		30,000	0	27,000	3,000
	Construction Administration, Contingency for Hangar Project		50,000	0	45,000	5,000
	Construct 8-unit T-hangar (NPE '08-'11)		800,000	0	600,000	200,000
		Project Totals:	**$ 1,010,000**	**$ 0**	**$ 789,000**	**$ 221,000**
HAMILTON						
HAMILTON MUNI						
	Engineering and Design for Pavement Rehab		50,000	0	45,000	5,000
		Project Totals:	**$ 50,000**	**$ 0**	**$ 45,000**	**$ 5,000**
HONDO						
HONDO MUNI						
	Business Plan		100,000	0	90,000	10,000
		Project Totals:	**$ 100,000**	**$ 0**	**$ 90,000**	**$ 10,000**
HONDO						
HONDO MUNI						
	Engineering/design for PCC maintenance/fencing project		90,000	81,000	0	9,000
		Project Totals:	**$ 90,000**	**$ 81,000**	**$ 0**	**$ 9,000**
HONDO						
HONDO MUNI						
	Rehabilitate center apron & taxilanes (28,000 sy)		140,000	126,000	0	14,000
	Rehabilitate PCC joints on north apron & taxilanes (39,000 sy)		130,000	117,000	0	13,000
	Mark RW 13-31 (17,000 sf)		20,000	18,000	0	2,000
	Clear, grub & Install game proof fencing along east edge of RW 17L RPZ (14 ac & 2230 lf)		80,000	72,000	0	8,000
	Rehabilitate PCC joints on south apron & taxilanes (7,000 sy)		35,000	31,500	0	3,500
	Clean, repair & seal PCC joints RW 13-31 (6045 x 100)		460,000	414,000	0	46,000
	Contingency, admin fees, RPR, etc.		175,000	157,500	0	17,500
		Project Totals:	**$ 1,040,000**	**$ 936,000**	**$ 0**	**$ 104,000**

FEDERAL & STATE FY 2012 *Federal FY 2012 (October 2011 - September 2012)/State FY 2012 (September 2011 - August 2012)*

City & Airport	Project Description	Project Costs			
		Total	**Federal**	**State**	**Local**
HOUSTON					
HOUSTON-SOUTHWEST					
	Acquire Property for OFA and S. Parallel TXWY (Phase 2)	720,762	684,723	0	36,039
	Construct Southside Perimeter Access Road (east end 2350 lf)	489,764	465,275	0	24,489
.	**Project Totals:**	**$ 1,210,526**	**$ 1,149,998**	**$ 0**	**$ 60,528**
HOUSTON					
LONE STAR EXECUTIVE					
	Clear trees OFZ RW 14	25,000	22,500	0	2,500
	Relocate utilities for RW ext (water, sewer, elect)	170,000	153,000	0	17,000
	Relocate PAPI-4 RW 14	10,000	9,000	0	1,000
	Construct Perimeter/MALSR Access Road for 14 End (2640 SY)*	260,400	234,360	0	26,040
	Extend partial parallel TW & MITLs (500 x 50) 100% Sponsor share	373,660	0	0	373,660
	Construct partial parallel T/W R/W 14/32 & MITLs (1,000 x 50) (Discretionary)	1,196,340	1,076,706	0	119,634
	Reconstruct sections of TW A & D (2100 x 50)	1,375,000	1,237,500	0	137,500
	Terminate FM 1484	10,000	9,000	0	1,000
	Temporary thresholds	20,000	18,000	0	2,000
	Extend MIRL RW 14/32 (500 lf) @ 100% Sponsor Cost	20,300	0	0	20,300
	Contingency, Admin., RPR, etc. (100% Sponsor share)	200,000	0	0	200,000
	MOA w/FAA for glideslope, MALSR, & PAPI	548,210	493,389	0	54,821
	Extend RW 14/32 (500 x 150) @ 100% Sponsor Cost	947,240	0	0	947,240
	Contingency, Admin. RPR, etc.	1,444,600	1,300,140	0	144,460
	Replace or relocate LOC (out of the RSA), glide slope & MALSR (Discretionary)	2,040,000	1,836,000	0	204,000
	Extend RW 14/32 (1,000 x 150) & recon (600 x 150) (Discretionary)	3,032,760	2,729,484	0	303,276
	Mark RW 14/32 (112,159 sf)	105,000	94,500	0	10,500
	Install signage (2)	10,000	9,000	0	1,000
	Reroute ditches along FM 1484	45,000	40,500	0	4,500
	Reimburse land for instrument approach RW 14 (25 ac)	735,000	661,500	0	73,500
	Install fencing (4500 lf)	65,000	58,500	0	6,500
	Construct holding apron RW 14 (100 x 200)	145,000	130,500	0	14,500
	Project Totals:	**$ 12,778,510**	**$ 10,113,579**	**$ 0**	**$ 2,664,931**

FEDERAL & STATE FY 2012 *Federal FY 2012 (October 2011 - September 2012)/State FY 2012 (September 2011 - August 2012)*

City & Airport	Project Description		Project Costs Total	Federal	State	Local
HOUSTON						
LONE STAR EXECUTIVE						
	Southside Development Plan		125,000	112,500	0	12,500
		Project Totals:	**$ 125,000**	**$ 112,500**	**$ 0**	**$ 12,500**
HOUSTON						
PEARLAND RGNL						
	Airport Master Plan (NPE '09-'10)		200,000	190,000	0	10,000
		Project Totals:	**$ 200,000**	**$ 190,000**	**$ 0**	**$ 10,000**
HOUSTON						
SUGAR LAND RGNL						
	Rehabilitate RW 17-35		3,589,058	3,230,153	0	358,905
	Replace HIRLs RW 17-35 (8000 lf)		1,147,105	1,032,395	0	114,710
		Project Totals:	**$ 4,736,163**	**$ 4,262,548**	**$ 0**	**$ 473,615**
HOUSTON						
SUGAR LAND RGNL						
	Engineering/design to relocate parallel TW F		975,000	877,500	0	97,500
	Environmental Study		50,000	45,000	0	5,000
.		**Project Totals:**	**$ 1,025,000**	**$ 922,500**	**$ 0**	**$ 102,500**
HUNTSVILLE						
HUNTSVILLE MUNI						
	Engineering/design for 2013 rehab		300,000	270,000	0	30,000
	Replace MIRL-Engineer/design and construct		340,000	306,000	0	34,000
		Project Totals:	**$ 640,000**	**$ 576,000**	**$ 0**	**$ 64,000**
JASPER						
JASPER COUNTY-BELL FIELD						
	Update ALP & environmental study		35,000	0	31,500	3,500
	Engineering/design for rehab		260,000	0	234,000	26,000
		Project Totals:	**$ 295,000**	**$ 0**	**$ 265,500**	**$ 29,500**

FEDERAL & STATE FY 2012 *Federal FY 2012 (October 2011 - September 2012)/State FY 2012 (September 2011 - August 2012)*

City & Airport	Project Description		Project Costs Total	Federal	State	Local
KILLEEN						
SKYLARK FIELD						
	Design/Construct 80' x 80' Hangar (NPE '10-'11)		400,000	300,000	0	100,000
		Project Totals:	**$ 400,000**	**$ 300,000**	**$ 0**	**$ 100,000**
LANCASTER						
LANCASTER RGNL						
	Engineering/design for new TB Apron, stub taxiway, connecting taxilane, helicopter landing apron,fuel farm		310,000	0	279,000	31,000
		Project Totals:	**$ 310,000**	**$ 0**	**$ 279,000**	**$ 31,000**
LIBERTY						
LIBERTY MUNI						
	Engineering/design for drainage improvements		50,000	0	45,000	5,000
		Project Totals:	**$ 50,000**	**$ 0**	**$ 45,000**	**$ 5,000**
LOCKHART						
LOCKHART MUNI						
	Rehabilitate hangar access TWs (10,150 sy)		81,000	0	72,900	8,100
	Rehab & mark TWs (4,800 x 40)		171,000	0	153,900	17,100
	Mark RW 18-36 (25,060 sf)		27,000	0	24,300	2,700
	Contingency, RPR, Admin., etc.		158,000	0	142,200	15,800
	Rehab RW 18-36 (4,000 x 75)		267,000	0	240,300	26,700
	Update signage		25,000	0	22,500	2,500
	Rehab FBO apron (2,890 sy)		23,000	0	20,700	2,300
	Rehab apron (11,960 sy)		95,000	0	85,500	9,500
		Project Totals:	**$ 847,000**	**$ 0**	**$ 762,300**	**$ 84,700**
MARSHALL						
HARRISON COUNTY						
	Engineering and Design for Pavement Rehabilitation Project		90,000	81,000	0	9,000
		Project Totals:	**$ 90,000**	**$ 81,000**	**$ 0**	**$ 9,000**
MESQUITE						
MESQUITE METRO						
	Install new localizer shelter (equip. vault)		40,000	36,000	0	4,000

FEDERAL & STATE FY 2012 *Federal FY 2012 (October 2011 - September 2012)/State FY 2012 (September 2011 - August 2012)*

City & Airport	Project Description		Project Costs Total	Federal	State	Local
MESQUITE						
MESQUITE METRO						
	Construct service road to localizer/glideslope/awos (1305 x 12)		87,000	43,500	0	43,500
	Construct HAT (3750 syd) for 280 x 50 nested hangar		281,250	253,125	0	28,125
	Stabilize PAPI Units RW 17 & 35		40,000	36,000	0	4,000
	Contingency/Testing/Mobilization/RPR		100,000	90,000	0	10,000
		Project Totals:	**$ 548,250**	**$ 458,625**	**$ 0**	**$ 89,625**
MESQUITE						
MESQUITE METRO						
	Prepare Airport Business Plan		100,000	90,000	0	10,000
		Project Totals:	**$ 100,000**	**$ 90,000**	**$ 0**	**$ 10,000**
MEXIA						
MEXIA-LIMESTONE CO						
	Install AWOS		140,000	0	105,000	35,000
		Project Totals:	**$ 140,000**	**$ 0**	**$ 105,000**	**$ 35,000**
MIDLAND						
MIDLAND AIRPARK						
	Rehabilitate and mark TWs (38,909 sy)		67,260	60,534	0	6,726
	Reseal concrete joints terminal apron (5000 sy)		13,650	12,285	0	1,365
	Construct run-up area TW A, B, D & E (4300 sy)		172,142	154,927	0	17,215
	Rehabilitate T-hangar pavement (30,417 sy)		45,243	40,718	0	4,525
	Replace MIRLs RW 16-34 (3957 lf)		160,218	144,196	0	16,022
	Mark RW 7-25 (25,200 sf)		18,900	17,010	0	1,890
	Replace MIRLs RW 7-25 (5011 lf)		202,892	182,602	0	20,290
	Rehabilitate RW 16-34 (3957 x 75)		29,050	26,145	0	2,905
	Rehabilitate RW 7-25 (5011 x 75)		38,417	34,575	0	3,842
	Contingency, RPR, admin.fees, etc.		218,653	196,787	0	21,866
	Remove trench concrete		12,232	11,008	0	1,224
	Rehabilitate asphalt apron (9907 sy)		32,842	29,557	0	3,285
	Displace RW 7 Threshold (from relocated TH) w/marking and lighting/ALP Update		44,000	39,600	0	4,400
	Install Obstruction Lights RW 34 and RW 25		40,000	36,000	0	4,000

FEDERAL & STATE FY 2012 *Federal FY 2012 (October 2011 - September 2012)/State FY 2012 (September 2011 - August 2012)*

City & Airport	Project Description		Project Costs Total	Federal	State	Local
MIDLAND						
MIDLAND AIRPARK						
	Improve drainage along RW 7-25		131,790	118,611	0	13,179
	Mark RW 16-34 (24,700 sf)		9,247	8,322	0	925
		Project Totals:	**$ 1,236,536**	**$ 1,112,877**	**$ 0**	**$ 123,659**
MIDLOTHIAN/WAXAHACHIE						
MID-WAY RGNL						
	Engineering/design for apron		230,000	207,000	0	23,000
		Project Totals:	**$ 230,000**	**$ 207,000**	**$ 0**	**$ 23,000**
MINEOLA/QUITMAN						
WOOD COUNTY						
	Engineering/design for TW/lighting		130,000	0	117,000	13,000
		Project Totals:	**$ 130,000**	**$ 0**	**$ 117,000**	**$ 13,000**
NAVASOTA						
NAVASOTA MUNI						
	Rehabilitate hangar apron (5760 sy)		34,000	0	30,600	3,400
	Contingency, admin. fees, RPR, etc.		322,000	0	289,800	32,200
	Construct partial parallel TW to RW 17 (1010 x 35)		577,000	0	519,300	57,700
	Erosion/sedimentation controls		25,000	0	22,500	2,500
		Project Totals:	**$ 958,000**	**$ 0**	**$ 862,200**	**$ 95,800**
PAMPA						
PERRY LEFORS FIELD						
	Construct terminal building		600,000	0	300,000	300,000
		Project Totals:	**$ 600,000**	**$ 0**	**$ 300,000**	**$ 300,000**
PARIS						
COX FIELD						
	Overlay & mark parallel TW A (5200 x 35)		850,000	765,000	0	85,000
	Reconstruct headwall & culvert @ terminal building		40,000	36,000	0	4,000
	Crack seal RW 14-32, TWs A-1, B & C & apron		460,000	414,000	0	46,000

City & Airport	Project Description	Project Costs			
		Total	**Federal**	**State**	**Local**
PARIS					
COX FIELD					
	Mobilization, RPR, etc.	180,000	162,000	0	18,000
	Project Totals:	**$ 1,530,000**	**$ 1,377,000**	**$ 0**	**$ 153,000**
PLAINVIEW					
HALE COUNTY					
	Prepare Airport Master Plan with ALP Update	180,000	162,000	0	18,000
	Project Totals:	**$ 180,000**	**$ 162,000**	**$ 0**	**$ 18,000**
PORT ARANSAS					
MUSTANG BEACH					
	Environmental Assessment (RSA Ditch Relocation, Pavement Rehab, RW & TW extensions)	200,000	0	180,000	20,000
	Engineering/Design for RW/TW/RSA Improvements (2013 and 2015 Construct)	350,000	0	315,000	35,000
	Project Totals:	**$ 550,000**	**$ 0**	**$ 495,000**	**$ 55,000**
PORT ARANSAS					
MUSTANG BEACH					
	Replace existing AWOS	140,000	0	105,000	35,000
	Project Totals:	**$ 140,000**	**$ 0**	**$ 105,000**	**$ 35,000**
SAN ANTONIO					
STINSON MUNI					
	Environmental Assessment (in-house)	35,000	31,500	0	3,500
	Relocate FAA shout line MOA	90,000	81,000	0	9,000
	Engineering and Design for Replacement ATCT (NPE)	175,000	157,500	0	17,500
	Project Totals:	**$ 300,000**	**$ 270,000**	**$ 0**	**$ 30,000**
SAN MARCOS					
SAN MARCOS MUNI					
	Engineering/design RW 13/31 (w/ TXWY PVMT EVAL)	380,000	0	342,000	38,000
	Project Totals:	**$ 380,000**	**$ 0**	**$ 342,000**	**$ 38,000**
SLATON					
SLATON MUNI					
	Rehabilitate apron (7020 sy)	52,000	0	46,800	5,200

FEDERAL & STATE FY 2012 *Federal FY 2012 (October 2011 - September 2012)/State FY 2012 (September 2011 - August 2012)*

City & Airport	Project Description		Project Costs Total	Federal	State	Local
SLATON						
SLATON MUNI						
	Install erosion/sedimentation controls		16,000	0	14,400	1,600
	Rehabilitate stub TW (245 x 35)		9,000	0	8,100	900
	Rehabilitate TW turnaround RW 36 end (1005 x 35)		29,000	0	26,100	2,900
	Rehabilitate & mark partial parallel TW (1760 x 35) RW 18		53,000	0	47,700	5,300
	Mark RW 18-36 (25,200 sf)		25,000	0	22,500	2,500
	Contingency/RPR/Admin serv., etc.		206,350	0	185,715	20,635
	Rehabilitate RW 18-36 (4245 x 75)		249,000	0	224,100	24,900
	Construct concrete fueling pad (250 sy)		20,000	0	18,000	2,000
		Project Totals:	**$ 659,350**	**$ 0**	**$ 593,415**	**$ 65,935**
SMITHVILLE						
SMITHVILLE CRAWFORD MUNI						
	Mark RW 17-35 (24,700 sf)		25,000	0	22,500	2,500
	Rehabilitate stub TW (215 x 35)		7,000	0	6,300	700
	Rehabilitate turnaround RW 35 end (1275 sy)		10,000	0	9,000	1,000
	Rehabilitate & mark partial parallel TW to RW 17 (1300 x 35)		40,000	0	36,000	4,000
	Contingency, RPR, admin.fees, etc.		113,000	0	101,700	11,300
	Rehabilitate apron (7812 sy)		62,000	0	55,800	6,200
	Rehabilitate RW 17-35 (4000 x 75)		266,000	0	239,400	26,600
		Project Totals:	**$ 523,000**	**$ 0**	**$ 470,700**	**$ 52,300**
SONORA						
SONORA MUNI						
	Repair apron		10,000	0	9,000	1,000
	Replace/relocate fueling station		40,000	0	36,000	4,000
	Drainage improvements/ditch along west property line		130,000	0	117,000	13,000
	Enlarge 4 downstream culverts along I-10 frontage road		140,000	0	126,000	14,000
	Install lighted windcone & segmented circle		25,000	0	22,500	2,500
	Replace rotating beacon & tower		50,000	0	45,000	5,000
	Install culvert under parallel TW		30,000	0	27,000	3,000
	Drainage improvements along RW		100,000	0	90,000	10,000

City & Airport	Project Description		Project Costs Total	Federal	State	Local
SONORA						
SONORA MUNI						
	Contingency, admin., etc.		60,000	0	54,000	6,000
		Project Totals:	**$ 585,000**	**$ 0**	**$ 526,500**	**$ 58,500**
STEPHENVILLE						
CLARK FIELD MUNI						
	Acquire easement for TSS RW 32 (7.7 ac)		30,000	27,000	0	3,000
	Reimburse land RW 32 Parcel 24 (1 ac)		70,000	63,000	0	7,000
	Acquire land for TSS RW 14 (5.3 ac)		200,000	180,000	0	20,000
	Acquire land for RW extension/RPZ RW 32 (22.1 ac)		300,000	270,000	0	30,000
	Acquire land for RPZ RW 14 (6.1 ac)		800,000	720,000	0	80,000
		Project Totals:	**$ 1,400,000**	**$ 1,260,000**	**$ 0**	**$ 140,000**
SWEETWATER						
AVENGER FIELD						
	Rehabilitate TW B (1625 x 35)		51,000	45,900	0	5,100
	Rehabilitate T-hangar access (14,370 sy)		94,000	84,600	0	9,400
	Rehabilitate TW A (3800 x 35)		110,000	99,000	0	11,000
	Contingency, admin. fee, RPR, etc.		359,000	323,100	0	35,900
	Rehabilitate RW 17-35 (5835 x 100)		426,000	383,400	0	42,600
	Improve drainage		150,000	135,000	0	15,000
	Rehabilitate TW C (4975 x 35)		143,000	128,700	0	14,300
	Rehabilitate terminal apron (8185 sy)		71,000	63,900	0	7,100
	Mark RW 4-22 (25,700 sf)		26,000	23,400	0	2,600
	Mark RW 17-35 (32,700 sf)		33,000	29,700	0	3,300
	Rehabilitate TW D (300 x 35)		10,000	9,000	0	1,000
	Rehabilitate RW 4-22 (5650 x 75)		313,000	281,700	0	31,300
	Rehabilitate north public apron (14,685 sy)		92,000	82,800	0	9,200
		Project Totals:	**$ 1,878,000**	**$ 1,690,200**	**$ 0**	**$ 187,800**
TEMPLE						
DRAUGHON-MILLER CENTRAL TEXAS RGNL						
	Rotomill & overlay RW 2-20 (4740 x 100)		2,480,000	2,232,000	0	248,000

FEDERAL & STATE FY 2012 *Federal FY 2012 (October 2011 - September 2012)/State FY 2012 (September 2011 - August 2012)*

City & Airport	Project Description	Project Costs			
		Total	**Federal**	**State**	**Local**
TEMPLE					
DRAUGHON-MILLER CENTRAL TEXAS RGNL					
	Reinstall surface painted hold signs (10)	50,000	45,000	0	5,000
	Contingency, Admin. fees, RPR, etc.	354,000	318,600	0	35,400
	Mark RW 2-20 (22,801 sf)	25,000	22,500	0	2,500
	Regrade RW 2-20 shoulder (5000 lf)	35,000	31,500	0	3,500
	Adjust MIRL elevations RW 2-20 (64 units)	10,000	9,000	0	1,000
	Project Totals:	**$ 2,954,000**	**$ 2,658,600**	**$ 0**	**$ 295,400**
WACO					
MC GREGOR EXECUTIVE					
	Engineering for deer fence	105,000	94,500	0	10,500
	Contingency	180,000	162,000	0	18,000
	Game resistant perimeter fence (31,800 lf) , clearing/grubbing (40 ac), survey	880,000	792,000	0	88,000
	Environmental review	50,000	45,000	0	5,000
	Project Totals:	**$ 1,215,000**	**$ 1,093,500**	**$ 0**	**$ 121,500**
WACO					
TSTC WACO					
	Rehabilitate taxilane from terminal apron to TW H (4000 sy)	25,000	22,500	0	2,500
	Rehab and Mark TW "G" Keel Section	100,000	90,000	0	10,000
	Reconstruct Hardstand/Compass Rose @ 30L (150x150 Unreinforced PCC)	350,000	315,000	0	35,000
	Rehabilitate shade hangar taxilane (12,200 sy)	95,000	85,500	0	9,500
	Replace 60" Culvert Under TW "G" @ 30R	200,000	180,000	0	20,000
	Rehabilitate taxiland from terminal apron to TW E (9300 sy)	55,000	49,500	0	5,500
	Contingency, admin. RPR, etc.	390,000	351,000	0	39,000
	Rehabilitate main terminal apron (26,400 sy)	200,000	180,000	0	20,000
	Rehab Shoulders TW "G" for FOD Control	300,000	270,000	0	30,000
	Project Totals:	**$ 1,715,000**	**$ 1,543,500**	**$ 0**	**$ 171,500**
WESLACO					
MID VALLEY					
	Widen Existing RW to 75 feet*	425,000	382,500	0	42,500
	Contingency, admin., RPR, etc.	1,302,000	1,171,800	0	130,200

FEDERAL & STATE FY 2012 *Federal FY 2012 (October 2011 - September 2012)/State FY 2012 (September 2011 - August 2012)*

City & Airport	Project Description		Project Costs Total	Federal	State	Local
WESLACO						
MID VALLEY						
	Mark RW 13-31 (23,900)		22,000	19,800	0	2,200
	Overlay RW 13-31 to 30,000 SWL (5000'x75')		1,098,000	988,200	0	109,800
	Rehabilitate east side hangar access TW (8100 sy)		53,000	47,700	0	5,300
	Extend parallel TW (1300 x 35)		358,000	322,200	0	35,800
	Relocate PAPI-4 RW 13		87,000	78,300	0	8,700
	Extend MIRL RW 13 (1000 lf)		88,000	79,200	0	8,800
	Relocate LDIN RW 13 end		104,000	93,600	0	10,400
	Rehabilitate terminal apron (860 x 340)		235,000	211,500	0	23,500
	Install erosion/sedimentation controls		108,000	97,200	0	10,800
	Install fence (6000 lf)		120,000	108,000	0	12,000
	Relocate utilities		150,000	135,000	0	15,000
	Improve drainage		150,000	135,000	0	15,000
	Extend RW 13-31 to 30,000 SWL (1000 x 75)		645,210	580,689	0	64,521
	Overlay east side TWs to 30,000 SWL (31,615 sy)		915,000	823,500	0	91,500
		Project Totals:	**$ 5,860,210**	**$ 5,274,189**	**$ 0**	**$ 586,021**
WICHITA FALLS						
KICKAPOO DOWNTOWN						
	Contingency, RPR, testing, etc		189,000	170,100	0	18,900
	Expand apron Phase 2 (5340 sy)		588,000	529,200	0	58,800
	Install erosion/sedimentation controls		6,000	5,400	0	600
	Relocate wind cone and segmented circle		18,000	16,200	0	1,800
		Project Totals:	**$ 801,000**	**$ 720,900**	**$ 0**	**$ 80,100**
WILLS POINT						
VAN ZANDT COUNTY RGNL						
	Install AVGAS fuel system		175,000	0	131,250	43,750
		Project Totals:	**$ 175,000**	**$ 0**	**$ 131,250**	**$ 43,750**
		Fiscal Year Totals:	**$ 104,079,721**	**$ 73,975,476**	**$ 14,358,920**	**$ 15,745,325**

FEDERAL & STATE FY 2013 *Federal FY 2013 (October 2012 - September 2013)/State FY 2013 (September 2012 - August 2013)*

City & Airport	Project Description		Project Costs Total	Federal	State	Local
ARLINGTON						
ARLINGTON MUNI						
	Install RW exit/hold signs		25,000	22,500	0	2,500
	Install MITLs (2300 lf)		30,000	27,000	0	3,000
	Contingency/admin. fees, testing, etc.		455,000	409,500	0	45,500
	Relocate segmented circle		25,000	22,500	0	2,500
	Adjust Underground Utils (Comm,F/O,Elec)		50,000	45,000	0	5,000
	Relocate ASOS		30,000	27,000	0	3,000
	FAA MOA (ASOS)		50,000	45,000	0	5,000
		Project Totals:	**$ 665,000**	**$ 598,500**	**$ 0**	**$ 66,500**
ARLINGTON						
ARLINGTON MUNI						
	Construct (2000 x 75) west parallel TW and stub TW's (300 x 75) /(25 ft. width 100% Sponsor)		1,975,000	1,343,000	0	632,000
	SIte Prep for Westside TXWY		280,000	252,000	0	28,000
.		**Project Totals:**	**$ 2,255,000**	**$ 1,595,000**	**$ 0**	**$ 660,000**
BRECKENRIDGE						
STEPHENS COUNTY						
	Rehabilitate and Mark RW 4-22 (12260 sy)(100% sponsor)		63,000	0	0	63,000
	Contingency, admin. fees, RPR, etc.		442,000	397,800	0	44,200
	Rehabilitate and mark ALL airfield pavements (139,000 sy)		543,600	489,240	0	54,360
	Replace rotating beacon & tower		35,000	31,500	0	3,500
	Replace Lighted Wind Cone and Segmented Circle		37,500	33,750	0	3,750
	Construct concrete fueling apron (1400 sy)		154,000	138,600	0	15,400
	Replace MIRL RW 17--35 (5000 lf)		75,000	67,500	0	7,500
		Project Totals:	**$ 1,350,100**	**$ 1,158,390**	**$ 0**	**$ 191,710**
BRENHAM						
BRENHAM MUNI						
	Acquire RPZ & TSS surfaces RW 34 (6.1 ac)		275,000	247,500	0	27,500
		Project Totals:	**$ 275,000**	**$ 247,500**	**$ 0**	**$ 27,500**

FEDERAL & STATE FY 2013 *Federal FY 2013 (October 2012 - September 2013)/State FY 2013 (September 2012 - August 2013)*

City & Airport	Project Description		Project Costs Total	Federal	State	Local
BROWNWOOD						
BROWNWOOD RGNL						
	Mark RW 17-35 (45,500 sf)		40,000	36,000	0	4,000
	Relocate MIRLs (5600 lf)		75,000	67,500	0	7,500
	Overlay RW 17-35 (5600 x 100)		2,500,000	2,250,000	0	250,000
		Project Totals:	**$ 2,615,000**	**$ 2,353,500**	**$ 0**	**$ 261,500**
BRYAN						
COULTER FIELD						
	Engineering/design for rehab/drainage project		290,000	261,000	0	29,000
		Project Totals:	**$ 290,000**	**$ 261,000**	**$ 0**	**$ 29,000**
BURNET						
BURNET MUNI KATE CRADDOCK FIELD						
	Relocate utilities		75,000	67,500	0	7,500
	Install erosion/sedimentation controls		80,000	72,000	0	8,000
	Contingency, RPR, Admin., etc.		750,000	675,000	0	75,000
	Mark RW 1-19 (24,800 sf)		28,000	25,200	0	2,800
	Repair & overlay RW 1-19 (5000 x 75)		2,134,000	1,920,600	0	213,400
	Install/remove fencing (14,000 lf)		280,000	252,000	0	28,000
		Project Totals:	**$ 3,347,000**	**$ 3,012,300**	**$ 0**	**$ 334,700**
CARRIZO SPRINGS						
DIMMIT COUNTY						
	Engineering/Design for Pavement Project		91,000	81,900	0	9,100
		Project Totals:	**$ 91,000**	**$ 81,900**	**$ 0**	**$ 9,100**
CARRIZO SPRINGS						
DIMMIT COUNTY						
	Rehabilitate turnaround RW 31 end (1610 sy)		11,000	0	9,900	1,100
	Rehab north parallel TW (1385 x 30)		43,000	0	38,700	4,300
	Reconstruct, Widen and Mark South Parallel TW (1,685 x 35)		364,000	0	327,600	36,400
	Rehabilitate aprons (15,340 sy)		91,000	0	81,900	9,100
	Rehab TXWY "B"		7,000	0	6,300	700
	Mark RW 13-31		23,000	0	20,700	2,300

City & Airport	Project Description		Project Costs Total	Federal	State	Local
CARRIZO SPRINGS						
DIMMIT COUNTY						
	Admin, Contingency, RPR for Pavement Project		198,000	0	178,200	19,800
	Rehabilitate RW 13-31 (5000 x 75)		247,000	0	222,300	24,700
		Project Totals:	**$ 984,000**	**$ 0**	**$ 885,600**	**$ 98,400**
CASTROVILLE						
CASTROVILLE MUNI						
	Acquire land for runway extension and county road relocation (25 ac)		375,000	0	337,500	37,500
	Environmental Evaluation (In-house)		1	0	0	1
		Project Totals:	**$ 375,001**	**$ 0**	**$ 337,500**	**$ 37,501**
CUERO						
CUERO MUNI						
	Engineering/Design for 2014 construction project		95,000	85,500	0	9,500
		Project Totals:	**$ 95,000**	**$ 85,500**	**$ 0**	**$ 9,500**
DALLAS						
ADDISON						
	EMAS RW 15 (120 x 345) (D)		6,110,000	5,499,000	0	611,000
.		**Project Totals:**	**$ 6,110,000**	**$ 5,499,000**	**$ 0**	**$ 611,000**
DALLAS						
COLLIN COUNTY RGNL AT MC KINNEY						
	Reimburse land for FM 546 relocation (53.7 acres) (D)		5,203,000	4,682,700	0	520,300
.		**Project Totals:**	**$ 5,203,000**	**$ 4,682,700**	**$ 0**	**$ 520,300**
DALLAS						
DALLAS EXECUTIVE						
	Construct new hangar access TW (1300 x 50)		575,000	517,500	0	57,500
		Project Totals:	**$ 575,000**	**$ 517,500**	**$ 0**	**$ 57,500**
DALLAS						
DALLAS EXECUTIVE						
	Rehabilitate and mark airfield pavements		2,100,000	0	1,890,000	210,000
		Project Totals:	**$ 2,100,000**	**$ 0**	**$ 1,890,000**	**$ 210,000**

City & Airport	Project Description		Project Costs Total	Federal	State	Local
GRANBURY						
GRANBURY RGNL						
	Credit for 2011 Land Acquisition for new RW1-19		1,222,222	1,099,999	0	122,223
.		**Project Totals:**	**$ 1,222,222**	**$ 1,099,999**	**$ 0**	**$ 122,223**
HOUSTON						
HOUSTON-SOUTHWEST						
	Engineer, Design and Construct South Parallel TXWY (Phase 1)		2,263,158	2,150,001	0	113,157
.		**Project Totals:**	**$ 2,263,158**	**$ 2,150,001**	**$ 0**	**$ 113,157**
HOUSTON						
SUGAR LAND RGNL						
	Purchase Land for TW 'F' Relocation (19.8ac) (SBG/D)		2,175,000	1,957,500	0	217,500
.		**Project Totals:**	**$ 2,175,000**	**$ 1,957,500**	**$ 0**	**$ 217,500**
HOUSTON						
SUGAR LAND RGNL						
	Relocate existing parallel TW F Phase 1 (SBG/D)		10,539,000	9,485,100	0	1,053,900
.		**Project Totals:**	**$ 10,539,000**	**$ 9,485,100**	**$ 0**	**$ 1,053,900**
HUNTSVILLE						
HUNTSVILLE MUNI						
	Contingency, admin. fees, RPR, etc.		405,000	364,500	0	40,500
	Mark RW 18-36 (33,824 sf)		40,000	36,000	0	4,000
	Rehabilitate parallel and cross TWs (6000 x 40)		150,000	135,000	0	15,000
	Rehabilitate RW 18-36 (5006 x 100)		360,000	324,000	0	36,000
	Rehabilitate partial apron (4700 sy)		70,000	63,000	0	7,000
	Reconstruct apron rehab 3- north hangar access TWs (16,200 sy)		910,000	819,000	0	91,000
	Reconstruct cross TW (750 sy)		25,000	22,500	0	2,500
	Reconstruct 2 south hangar access TWs (3100 sy)		190,000	171,000	0	19,000
	Install hog & deer resistance fencing (22,750 lf)		390,000	351,000	0	39,000
	Improve drainage along TW & RW		170,000	153,000	0	17,000
	Rehabilitate south hangar access TWs (9700 sy)		70,000	63,000	0	7,000
	Replace windsock & tower		20,000	18,000	0	2,000
		Project Totals:	**$ 2,800,000**	**$ 2,520,000**	**$ 0**	**$ 280,000**

FEDERAL & STATE FY 2013 *Federal FY 2013 (October 2012 - September 2013)/State FY 2013 (September 2012 - August 2013)*

City & Airport	Project Description		Project Costs Total	Federal	State	Local
JASPER						
JASPER COUNTY-BELL FIELD						
	Generator-Stand by to run MIRL PAPIs, AWOS, Fuel Systems		50,000	45,000	0	5,000
	Mark RW 18-36 (23,650 sf)		25,000	22,500	0	2,500
	Rehab apron (220 x 530)		120,000	108,000	0	12,000
	Rehab parallel TW to RW 18-36 (4150 x 35) & cross TWs		220,000	198,000	0	22,000
	Install PAPI-2 RW 18-36		181,690	163,521	0	18,169
	Rehabilitate RW 18-36 (5500 x 70)		300,000	270,000	0	30,000
	Drainage improvements for RW & TW system		715,000	643,500	0	71,500
	Install fencing (5100 lf)		60,000	54,000	0	6,000
	Contingency, admin. fees, RPR, etc.		195,000	175,500	0	19,500
	Expand apron (80 x 120) &(130 x 200) & (80 x 160)		270,000	243,000	0	27,000
		Project Totals:	**$ 2,136,690**	**$ 1,923,021**	**$ 0**	**$ 213,669**
KINGSVILLE						
KLEBERG COUNTY						
	Reconstruct south TW (2500 x 35)		780,000	702,000	0	78,000
	Mark RW 13-31 (37,700 sf)		40,000	36,000	0	4,000
	Contingency, admin. fees, RPR, etc.		690,000	621,000	0	69,000
	Reconstruct RW 13-31 (6000 x 75)		3,255,000	2,929,500	0	325,500
		Project Totals:	**$ 4,765,000**	**$ 4,288,500**	**$ 0**	**$ 476,500**
LIBERTY						
LIBERTY MUNI						
	Improve west side drainage		220,000	198,000	0	22,000
		Project Totals:	**$ 220,000**	**$ 198,000**	**$ 0**	**$ 22,000**
MARSHALL						
HARRISON COUNTY						
	Mark RW 1/19 (3,965 sf) VIS		5,000	4,500	0	500
	Mark RW 15/33 (34,105 sf) NPI		35,000	31,500	0	3,500
	Rehabilitate RW 1/19 (3300 x 60)		169,000	152,100	0	16,900
	Rehabilitate RW 15/33 (5000 x 100)		330,000	297,000	0	33,000
	Rehabilitate Terminal Apron		50,000	45,000	0	5,000

FEDERAL & STATE FY 2013 *Federal FY 2013 (October 2012 - September 2013)/State FY 2013 (September 2012 - August 2013)*

City & Airport	Project Description		Project Costs Total	Federal	State	Local
MARSHALL						
HARRISON COUNTY						
	Rehabilitate Middle PCC Apron		60,000	54,000	0	6,000
	Rehabilitate Northwest Hangar Access TW		25,000	22,500	0	2,500
	Rehabilitate TW for RW 1-19		25,000	22,500	0	2,500
	Contingency for Pavement Rehabilitation Project		160,000	144,000	0	16,000
	Rehabilitate Parallel and Cross TWs for RW 15-33		200,000	180,000	0	20,000
		Project Totals:	**$ 1,059,000**	**$ 953,100**	**$ 0**	**$ 105,900**
MARSHALL						
HARRISON COUNTY						
	Engineering/design terminal building		90,000	0	45,000	45,000
	THC coordination		10,000	0	5,000	5,000
		Project Totals:	**$ 100,000**	**$ 0**	**$ 50,000**	**$ 50,000**
MIDLOTHIAN/WAXAHACHIE						
MID-WAY RGNL						
	Contingency, admin. RPR, etc.		285,000	256,500	0	28,500
	Construct new middle apron (4,900 sy)		420,000	378,000	0	42,000
	Construct new north apron (11,900 sy)		1,000,000	900,000	0	100,000
	Expand south apron (3,200 sy)		250,000	225,000	0	25,000
		Project Totals:	**$ 1,955,000**	**$ 1,759,500**	**$ 0**	**$ 195,500**
MINEOLA/QUITMAN						
WOOD COUNTY						
	Replace electrical vault		45,000	0	40,500	4,500
	Contingency, RPR, etc.		375,000	0	337,500	37,500
	Install PAPI-2 RW 36		60,000	0	54,000	6,000
	Replace MIRLs (4000 lf)		190,000	0	171,000	19,000
	Construct partial parallel TW & mark (1200 x 35)		596,000	0	536,400	59,600
		Project Totals:	**$ 1,266,000**	**$ 0**	**$ 1,139,400**	**$ 126,600**

FEDERAL & STATE FY 2013 *Federal FY 2013 (October 2012 - September 2013)/State FY 2013 (September 2012 - August 2013)*

City & Airport	Project Description		Project Costs Total	Federal	State	Local
MOUNT VERNON						
FRANKLIN COUNTY						
	Engineering/Design for Rehabilitation		60,000	54,000	0	6,000
		Project Totals:	**$ 60,000**	**$ 54,000**	**$ 0**	**$ 6,000**
NEW BRAUNFELS						
NEW BRAUNFELS MUNI						
	Install MALS RW 13		295,000	265,500	0	29,500
	Construct holding apron RW 13 (100 x 200)		200,000	180,000	0	20,000
	Extend MIRL RW 13 (1520 lf) & relocate threshold RW 31		45,000	40,500	0	4,500
	Mark RW 13-31		45,000	40,500	0	4,500
	Contingency, mobilization, RPR, etc.		845,000	760,500	0	84,500
	Extend RW 13 (1520 x 100) (75,000 DW)		1,975,000	1,777,500	0	197,500
	Extend parallal TW A (2250 x 40) & MITLs		1,160,000	1,044,000	0	116,000
	Temporary thresholds		20,000	18,000	0	2,000
	Install signage RW 13-31		20,000	18,000	0	2,000
	Reroute ditches along road		10,000	9,000	0	1,000
	Relocate PAPI RW 13		25,000	22,500	0	2,500
	Relocate utilities for RW extension		10,000	9,000	0	1,000
	Terminate road w/signs & barricades		10,000	9,000	0	1,000
	Abandon Westmeyer Road easement		10,000	9,000	0	1,000
	Install fencing (7100 lf)		50,000	45,000	0	5,000
.		**Project Totals:**	**$ 4,720,000**	**$ 4,248,000**	**$ 0**	**$ 472,000**
PAMPA						
PERRY LEFORS FIELD						
	Engineering/Design for RW Rehab		415,000	373,500	0	41,500
		Project Totals:	**$ 415,000**	**$ 373,500**	**$ 0**	**$ 41,500**
PLAINVIEW						
HALE COUNTY						
	Engineering/design for rehabilitation		476,000	428,400	0	47,600
		Project Totals:	**$ 476,000**	**$ 428,400**	**$ 0**	**$ 47,600**

FEDERAL & STATE FY 2013 *Federal FY 2013 (October 2012 - September 2013)/State FY 2013 (September 2012 - August 2013)*

City & Airport	Project Description		Project Costs Total	Federal	State	Local
PORT ARANSAS						
MUSTANG BEACH						
	Install Security Fencing, Lighting, Video Surveillance (2800 LF)		50,000	0	45,000	5,000
	Rehabilitate terminal apron (100 x 600)		55,000	0	49,500	5,500
	Rehab & mark partial parallel TW and stubs (1950 x 35)		65,000	0	58,500	6,500
	Replace MIRL RW 12-30 (3500 lf)		230,000	0	207,000	23,000
	Mark RW 12-30 (4,400 sf)		50,000	0	45,000	5,000
	Rehabilitate RW 12-30 (3500 x 70)		220,498	0	198,449	22,049
		Project Totals:	**$ 670,498**	**$ 0**	**$ 603,449**	**$ 67,049**
PORT ARANSAS						
MUSTANG BEACH						
	Obstruction Survey/ALP Update (evergreen)		80,000	0	72,000	8,000
		Project Totals:	**$ 80,000**	**$ 0**	**$ 72,000**	**$ 8,000**
SAN ANTONIO						
STINSON MUNI						
	Engineering and Design RW 14/32 Rehab and Lighting		365,000	328,500	0	36,500
	Land Acquisition for RW 32 approach (15 ac)		180,000	162,000	0	18,000
		Project Totals:	**$ 545,000**	**$ 490,500**	**$ 0**	**$ 54,500**
SAN MARCOS						
SAN MARCOS MUNI						
	Contingency, RPR, testing, close out etc. (RW overlay project)		490,000	441,000	0	49,000
	Relocate & Replace MIRL for 100' width RW 13-31 (5603 lf)		260,000	234,000	0	26,000
	Mark RW 13-31 - ILS (95,400 sf)		90,000	81,000	0	9,000
	Overlay RW 13-31 to create crown (5603 x 100) reduce width from 150'		3,100,000	2,790,000	0	310,000
		Project Totals:	**$ 3,940,000**	**$ 3,546,000**	**$ 0**	**$ 394,000**
SAN MARCOS						
SAN MARCOS MUNI						
	Obstruction Survey & eALP Update		1	0	0	1
		Project Totals:	**$ 1**	**$ 0**	**$ 0**	**$ 1**

City & Airport	Project Description		Project Costs Total	Federal	State	Local
SPEARMAN						
MAJOR SAMUEL B CORNELIUS FIELD						
	Engineering/design		380,000	0	342,000	38,000
		Project Totals:	**$ 380,000**	**$ 0**	**$ 342,000**	**$ 38,000**
STEPHENVILLE						
CLARK FIELD MUNI						
	Reconstruct apron (10,250 sy)		461,250	415,125	0	46,125
	Install erosion/sedimentation controls		50,000	45,000	0	5,000
	Relocate Private Drive (1700 x 15)		67,000	60,300	0	6,700
	Extend MIRL RW 14-32 (800 lf)		73,000	65,700	0	7,300
	Extend parallel TW (1200X35)		515,000	463,500	0	51,500
	Rehabilitate south hangar access TW (4800 sy)		30,000	27,000	0	3,000
	Rehabilitate north hangar access TW (7000 sy)		43,000	38,700	0	4,300
	Rehabilitate & mark TWs (4,940 x 35)		138,000	124,200	0	13,800
	Relocate PAPI's RW 14-32		49,000	44,100	0	4,900
	Contingency, admin., RPR, etc.		637,000	573,300	0	63,700
	Extend RW 14-32 (800X75)		1,102,000	991,800	0	110,200
	Mark RW 14-32 (34,500 sf)		34,000	30,600	0	3,400
		Project Totals:	**$ 3,199,250**	**$ 2,879,325**	**$ 0**	**$ 319,925**
TEMPLE						
DRAUGHON-MILLER CENTRAL TEXAS RGNL						
	Install supplemental windsock RW 2		15,000	13,500	0	1,500
	Rehabilitate & mark terminal apron (630 x 350)		198,450	178,605	0	19,845
	Reinstall surface painted hold signs (10)		50,000	45,000	0	5,000
	Contingency, admin fees, RPR. etc.		531,000	477,900	0	53,100
	Reconstruct & mark TW A, B, C, D, E & F (82,975 sy)		3,320,000	2,988,000	0	332,000
		Project Totals:	**$ 4,114,450**	**$ 3,703,005**	**$ 0**	**$ 411,445**
WICHITA FALLS						
KICKAPOO DOWNTOWN						
	Engineering/design for apron expansion- Phase 3		50,000	45,000	0	5,000
		Project Totals:	**$ 50,000**	**$ 45,000**	**$ 0**	**$ 5,000**

FEDERAL & STATE FY 2013 *Federal FY 2013 (October 2012 - September 2013)/State FY 2013 (September 2012 - August 2013)*

City & Airport	Project Description		Project Costs Total	Federal	State	Local
WINTERS						
WINTERS MUNI						
	Engineering/design for RW lighting		38,000	0	34,200	3,800
		Project Totals:	**$ 38,000**	**$ 0**	**$ 34,200**	**$ 3,800**
		Fiscal Year Totals:	**$ 75,519,370**	**$ 62,195,241**	**$ 5,354,149**	**$ 7,969,980**

FEDERAL & STATE FY 2014 *Federal FY 2014 (October 2013 - September 2014)/State FY 2014 (September 2013 - August 2014)*

City & Airport	Project Description		Project Costs Total	Federal	State	Local
BRYAN						
COULTER FIELD						
	Pave TW shoulder at TW B to improve drainage (1000 sy)		20,000	18,000	0	2,000
	Pave 3 grass islands to improve drainage (1300 sy)		95,000	85,500	0	9,500
	Install wildlife fencing (8160 lf)		95,000	85,500	0	9,500
	Reconstruct north TW B (1000 sy)		35,000	31,500	0	3,500
	Regrade shoulders & ditches along parallel TW B (6500 lf)		170,000	153,000	0	17,000
	Install vertical moisture barrier (1000 lf)		10,000	9,000	0	1,000
	Regrade terminal area for drainage (9000 sy)		30,000	27,000	0	3,000
	Construct hangar access road & gate off Wallis Rd (20 x 200)		10,000	0	5,000	5,000
	Contingency, admin. fees, RPR, etc.		100,000	90,000	0	10,000
	Upgrade existing chain link fencing to game fence (4700 lf)		55,000	49,500	0	5,500
	Reconstruct hangar access TW w/PCC valley gutter (3100 sy)		320,000	288,000	0	32,000
		Project Totals:	**$ 940,000**	**$ 837,000**	**$ 5,000**	**$ 98,000**
BURNET						
BURNET MUNI KATE CRADDOCK FIELD						
	Contingencies, RPR, admin., etc.		706,000	635,400	0	70,600
	Reconstruct/relocate TW & connecting stubs (5900 x 40)		2,818,000	2,536,200	0	281,800
		Project Totals:	**$ 3,524,000**	**$ 3,171,600**	**$ 0**	**$ 352,400**
CUERO						
CUERO MUNI						
	Rehabilitate & mark stub TWs (1100 sy)		10,000	9,000	0	1,000
	Construct turnaround on RW 32 (800 sy)		55,000	49,500	0	5,500
	Replace LIRL w/MIRL (2800 lf)		150,000	135,000	0	15,000
	Mark RW 14-32 (5500 sf)		10,000	9,000	0	1,000
	Contingency, admin. fees, RPR, mobilization, etc.		85,000	76,500	0	8,500
	Rehabilitate RW 14-32 (2800 X 60)		125,000	112,500	0	12,500
	Rehabilitate apron (7,000 sy)		45,000	40,500	0	4,500
		Project Totals:	**$ 480,000**	**$ 432,000**	**$ 0**	**$ 48,000**

City & Airport	Project Description		Project Costs Total	Federal	State	Local
GRANBURY						
GRANBURY RGNL						
	Construct connecting TW from RW19 to RW 14		39,033	0	0	39,033
	Site prep, Excavation & Earthwork for RW1-19		5,000,000	4,500,000	0	500,000
	Seeding for RW 1/19 construction		60,000	0	0	60,000
	Testing fo RW 1/19 Construction		80,500	0	0	80,500
	Install PAPI-2 @ RW 1 and RW 19		42,000	0	0	42,000
	Install MIRL RW 1-19		285,880	257,292	0	28,588
	Drainage for RW 1/19		114,800	0	0	114,800
	Resident Project Representative Construction RW 1/19		132,000	0	0	132,000
	Mobilization for RW 1/19 (D)		409,165	368,249	0	40,916
	Relocate UCS Distribution Powerlines		417,500	0	0	417,500
	Advertising for RW 1/19 Construction		1,500	0	0	1,500
	Construct parallel and cross TWs to RW 1-19		683,078	0	0	683,078
	Contingency RW 1/19 Constuction		946,055	0	0	946,055
	Mark Parallel and Connecting TW		10,600	0	0	10,600
	Construct new RW 1-19 (D)		1,229,540	1,106,586	0	122,954
	Relocate Brazos Electric Co-op transmission powerlines		3,316,850	2,985,165	0	331,685
	Install RW 1/19 Hold Signs		12,500	11,250	0	1,250
	Install Lighted Wind Cone RW 1/19		24,000	0	0	24,000
	Mark RW 1/19		25,000	0	0	25,000
		Project Totals:	**$ 12,830,001**	**$ 9,228,542**	**$ 0**	**$ 3,601,459**
HOUSTON						
HOUSTON-SOUTHWEST						
	Construct new parallel TW on south side (2500 x 35)		1,052,631	999,999	0	52,632
	Acquire 2 T-hangars at west end for future south parallel TW		1,273,682	1,209,997	0	63,685
.		**Project Totals:**	**$ 2,326,313**	**$ 2,209,996**	**$ 0**	**$ 116,317**
HOUSTON						
SUGAR LAND RGNL						
	Relocate existing parallel TW F Phase 2 (SBG/D)		5,789,069	5,210,163	0	578,906
.		**Project Totals:**	**$ 5,789,069**	**$ 5,210,163**	**$ 0**	**$ 578,906**

FEDERAL & STATE FY 2014 *Federal FY 2014 (October 2013 - September 2014)/State FY 2014 (September 2013 - August 2014)*

City & Airport	Project Description		Project Costs Total	Federal	State	Local
LANCASTER						
LANCASTER RGNL						
	Construct Fuel Farm Service Road		105,000	94,500	0	10,500
	Construct new TB auto parking w/entrance road (2000 sy)		130,000	65,000	0	65,000
	Construct Helicopter Landing Apron (5500 sy)		445,000	400,500	0	44,500
	Contingency, eng.closeout, RPR, testing,etc		900,000	810,000	0	90,000
	Construct aircraft parking apron (11,000 s y)		930,000	837,000	0	93,000
	Construct new connecting taxiway and apron stub (12,000 sy)		940,000	846,000	0	94,000
	Install Self-Serve Fuel Farm		350,000	262,500	0	87,500
		Project Totals:	**$ 3,800,000**	**$ 3,315,500**	**$ 0**	**$ 484,500**
LANCASTER						
LANCASTER RGNL						
	Design and Construct new Terminal Building		1,000,000	0	500,000	500,000
		Project Totals:	**$ 1,000,000**	**$ 0**	**$ 500,000**	**$ 500,000**
MARSHALL						
HARRISON COUNTY						
	Construct/renovate terminal building		900,000	0	450,000	450,000
	Terminal auto parking		100,000	0	50,000	50,000
		Project Totals:	**$ 1,000,000**	**$ 0**	**$ 500,000**	**$ 500,000**
MOUNT VERNON						
FRANKLIN COUNTY						
	Construction Contingency, RPR, Testing, Close-out, etc.		75,000	67,500	0	7,500
	Rehabilitate Stub TXWY (375 x 35) (1578 sy)		9,468	8,521	0	947
	Rehabilitate West HAT (890 x 35) (3467 s.y.)		20,802	18,721	0	2,081
	Reconstruct East HAT (3583 s.y.)		161,235	145,111	0	16,124
	Mark RW 13-31 (19750 sf)		19,750	17,775	0	1,975
	Rehabilitate RW 13-31 (3900 x 60)(28,117 s.y.)		168,702	151,831	0	16,871
	Rehabilitate apron (7395 sy)		44,370	39,933	0	4,437
		Project Totals:	**$ 499,327**	**$ 449,392**	**$ 0**	**$ 49,935**

City & Airport	Project Description	Project Costs Total	Federal	State	Local
NEW BRAUNFELS					
NEW BRAUNFELS MUNI					
	Acquire ultimate RPZ RW 31 (19 ac) including single family house	320,000	288,000	0	32,000
	Project Totals:	**$ 320,000**	**$ 288,000**	**$ 0**	**$ 32,000**
PAMPA					
PERRY LEFORS FIELD					
	Rehabilitate Parallel & Cross TXYs for RW 5-23 (18,500 sy)	115,000	103,500	0	11,500
	Rehabilitate &hangar access TXYs (20,346 sy)	122,076	109,868	0	12,208
	Overlay Parallel & Cross TXYs for RW 17-35 (38,000 sy)	1,310,000	1,179,000	0	131,000
	RW Rehab: Contingency, testing, mobilization, RPR....	635,000	571,500	0	63,500
	Mark RW 5-23 (4600 sf)	20,000	18,000	0	2,000
	Mark RW 17-35 (38,100 sf)	45,000	40,500	0	4,500
	Rehabilitate RW 5-23 (4500 x 75)	250,000	225,000	0	25,000
	Overlay RW 17-35 (5866 x 100)	2,010,000	1,809,000	0	201,000
	Project Totals:	**$ 4,507,076**	**$ 4,056,368**	**$ 0**	**$ 450,708**
PLAINVIEW					
HALE COUNTY					
	Contingency, RPR, admin. fees, etc.	772,000	694,800	0	77,200
	Replace sign faces	11,000	9,900	0	1,100
	Rehabilitate & mark TW D (330 x 35)	11,000	9,900	0	1,100
	Rehabilitate & mark TW F (325 x 35)	11,000	9,900	0	1,100
	Rehabilitate & mark TW C (330 x 40)	12,000	10,800	0	1,200
	Rehabilitate & mark TW E (535 x 35)	16,000	14,400	0	1,600
	Rehabilitate & mark TW B (11,960 sy)	18,000	16,200	0	1,800
	Rehabilitate & mark TW A (6455 x 40)	201,000	180,900	0	20,100
	Rehabilitate east side apron (33,535 sy)	206,000	185,400	0	20,600
	Reconstruct TW D (4800 x 35)	1,005,000	904,500	0	100,500
	Replace VASI w/PAPI-4 RW 4-22	202,000	181,800	0	20,200
	Replace MIRL RW 13-31 (4000 lf)	256,000	230,400	0	25,600
	Replace MIRL RW 4-22 (6000 lf)	346,000	311,400	0	34,600
	Mark RW 13-31 (23,960 sf)	24,000	21,600	0	2,400
	Mark RW 4-22 (25,800 sf)	26,000	23,400	0	2,600

City & Airport	Project Description		Project Costs Total	Federal	State	Local
PLAINVIEW						
HALE COUNTY						
	Rehabilitate RW 13-31 (4000 x 100)		291,000	261,900	0	29,100
	Rehabilitate RW 4-22 (6000 x 100)		436,000	392,400	0	43,600
		Project Totals:	**$ 3,844,000**	**$ 3,459,600**	**$ 0**	**$ 384,400**
SAN ANTONIO						
STINSON MUNI						
	Construct Replacement ATCT		1,366,666	1,229,999	0	136,667
	Estimated costs for ATCT exceeding federal maximum		333,333	0	0	333,333
		Project Totals:	**$ 1,699,999**	**$ 1,229,999**	**$ 0**	**$ 470,000**
SAN ANTONIO						
STINSON MUNI						
	Replace MITLs TW A, B, C		130,000	117,000	0	13,000
	Overlay TW A, B, C (to 30,000 lb SWL)		895,000	805,500	0	89,500
	Replace MIRLs RW 14/32		215,000	193,500	0	21,500
	Mark RW 14-32 (NPI)		50,000	45,000	0	5,000
	Contingency Rehab RW 14/32		460,000	414,000	0	46,000
	Overlay RW 14-32 (2230 x 100 + 1330 x 100) (to 30,000 SWL)		1,280,000	1,152,000	0	128,000
	Upgrade airfield guidance signs RW 14/32, Tws A, B, C		100,000	90,000	0	10,000
		Project Totals:	**$ 3,130,000**	**$ 2,817,000**	**$ 0**	**$ 313,000**
SAN MARCOS						
SAN MARCOS MUNI						
	Design and Construct Hangar Access Security Fence (6000 lf)		300,000	270,000	0	30,000
		Project Totals:	**$ 300,000**	**$ 270,000**	**$ 0**	**$ 30,000**
SPEARMAN						
MAJOR SAMUEL B CORNELIUS FIELD						
	Mark RW 2-20 (33,650 sf)		32,000	0	28,800	3,200
	Rehabilitate RW 2-20 (5002 x 75)		290,000	0	261,000	29,000
	Contingency, admin. fees, RPR, etc.		380,000	0	342,000	38,000
	Construct concrete fueling pad (890 sy)		75,000	0	67,500	7,500
	Reconstruct fueling apron (3420 sy)		155,000	0	139,500	15,500

FEDERAL & STATE FY 2014 *Federal FY 2014 (October 2013 - September 2014)/State FY 2014 (September 2013 - August 2014)*

City & Airport	Project Description		Project Costs Total	Federal	State	Local
SPEARMAN						
MAJOR SAMUEL B CORNELIUS FIELD						
	Rehabilitate & mark TW B (250 x 35)		9,000	0	8,100	900
	Rehabilitate & mark TW C (254 x 40)		10,000	0	9,000	1,000
	Rehabilitate & mark TW A (3430 x 35)		104,000	0	93,600	10,400
	Rehabilitate & mark hangar access TWs (19,665 sy)		150,000	0	135,000	15,000
	Reconstruct TW A (1985 x 35)		315,000	0	283,500	31,500
	Reconstruct public apron (7330 sy)		315,000	0	283,500	31,500
		Project Totals:	**$ 1,835,000**	**$ 0**	**$ 1,651,500**	**$ 183,500**
WICHITA FALLS						
KICKAPOO DOWNTOWN						
	Expand apron Phase 3		1,000,000	900,000	0	100,000
		Project Totals:	**$ 1,000,000**	**$ 900,000**	**$ 0**	**$ 100,000**
WINTERS						
WINTERS MUNI						
	Construction, admin. fee, RPR, etc.		70,000	0	63,000	7,000
	Replace LIRL w/ MIRL (3200 lf)		233,000	0	209,700	23,300
	Install lighted windcone		7,000	0	6,300	700
		Project Totals:	**$ 310,000**	**$ 0**	**$ 279,000**	**$ 31,000**
		Fiscal Year Totals:	**$ 49,134,785**	**$ 37,875,160**	**$ 2,935,500**	**$ 8,324,125**
		CIP Totals:	**$ 228,733,876**	**$ 174,045,877**	**$ 22,648,569**	**$ 32,039,430**